



US00D325820S

# United States Patent [19]

Holtzclaw, Jr.

[11] Patent Number: **Des. 325,820**

[45] Date of Patent: **\*\* May 5, 1992**

- [54] CARRYING CASE FOR FIREARMS
- [75] Inventor: **James O. Holtzclaw, Jr.**, Broomfield, Colo.
- [73] Assignee: **The Hunter Company**, Westminster, Colo.
- [\*\*] Term: **14 Years**
- [21] Appl. No.: **484,617**
- [22] Filed: **Feb. 23, 1990**
- [52] U.S. Cl. .... **D3/79; D3/38**
- [58] Field of Search ..... **D3/100-106, D3/30.1, 99, 33, 42, 48, 50, 34, 56; 224/224, 225, 226, 236, 250-253, 219, 228, 148, 232, 240, 222, 901, 191; 206/305, 823, 811, 315.11, 305, 85, 37, 317.5; D2/400; D18/2; D27/172, 174, 175, 176, 186, 185; 383/86, 6, 84, 4; 190/111, 127, 902, 102, 901, 119, 103, 100; 150/102, 131**

- 4,154,323 5/1979 Sneider ..... D3/52 X
- 4,764,962 8/1988 Ekman et al. .... 224/901 X
- 4,957,231 9/1990 Kalisher ..... 224/901 X

### OTHER PUBLICATIONS

Optician Magazine, p. 16.

*Primary Examiner*—A. Hugo Word  
*Assistant Examiner*—M. N. Pandozzi  
*Attorney, Agent, or Firm*—Fitch, Even, Tabin & Flannery

### [56] References Cited

#### U.S. PATENT DOCUMENTS

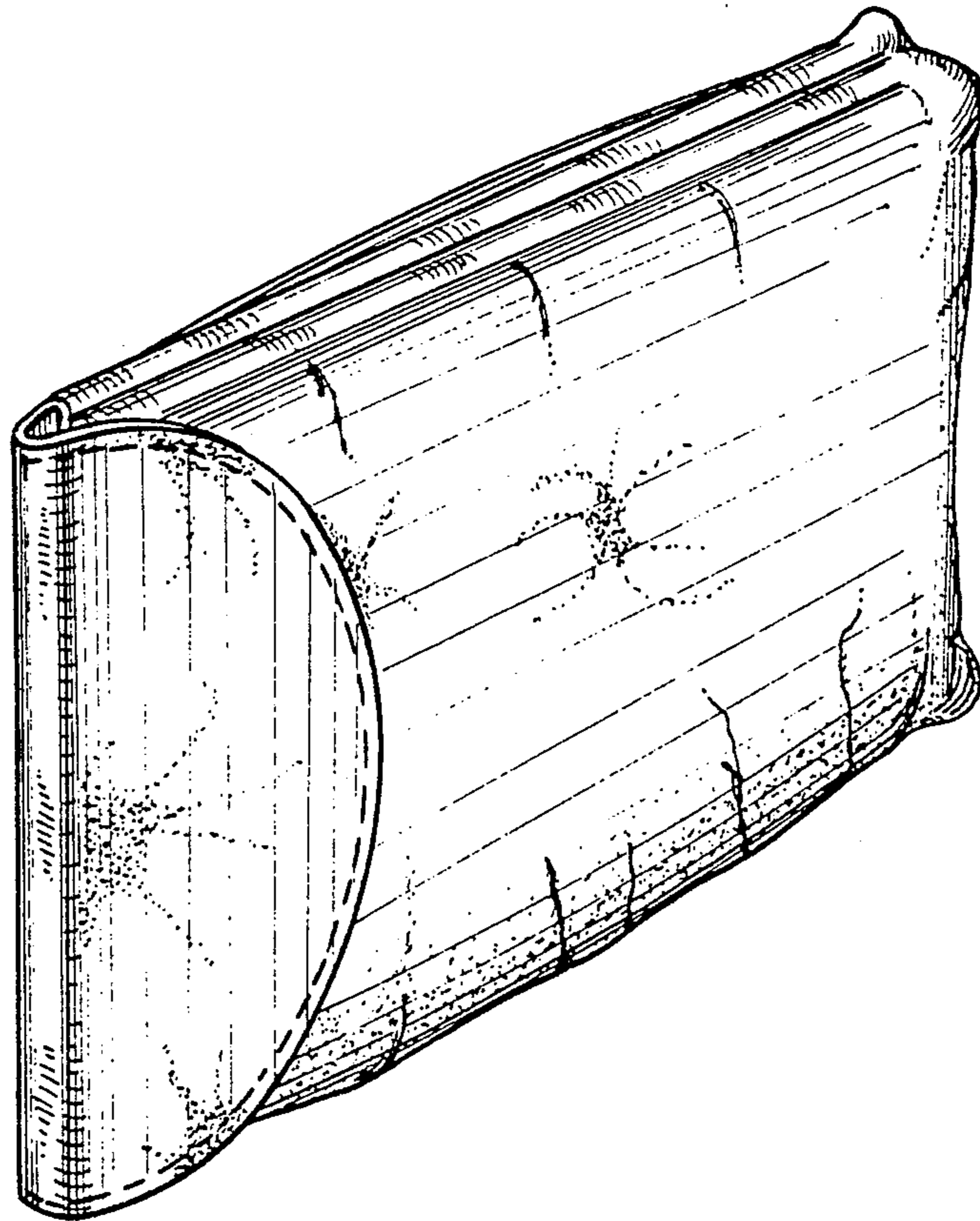
- D. 78,946 7/1929 Samstag ..... D3/52
- D. 90,738 9/1933 Tatum ..... D3/52 X
- D. 266,205 9/1982 Berman ..... D3/34
- D. 669,491 12/1926 Stocks ..... 383/86 X
- 1,463,619 7/1923 Gardner ..... D3/56 X
- 2,020,797 10/1934 Pabst, Jr. .... D3/56 X
- 2,421,055 5/1947 Cowan ..... 224/191 X
- 2,479,472 8/1949 Coplon ..... D3/34 X
- 3,720,013 4/1971 McDonald ..... 206/317 X

### [57] CLAIM

The ornamental design for a carrying case for firearms, as shown and described.

### DESCRIPTION

FIG. 1 is a perspective view of a carrying case for firearms showing my new design;  
 FIG. 2 is a top plan view thereof;  
 FIG. 3 is a bottom plan view thereof;  
 FIG. 4 is a left-side elevational view thereof;  
 FIG. 5 is a right-side elevational view thereof;  
 FIG. 6 is a left-side elevational view thereof in open position;  
 FIG. 7 is a front elevational view thereof;  
 FIG. 8 is a front elevational view thereof in open position;  
 FIG. 9 is a rear elevational view thereof; and,  
 FIG. 10 is a rear elevational view thereof in use in open position.



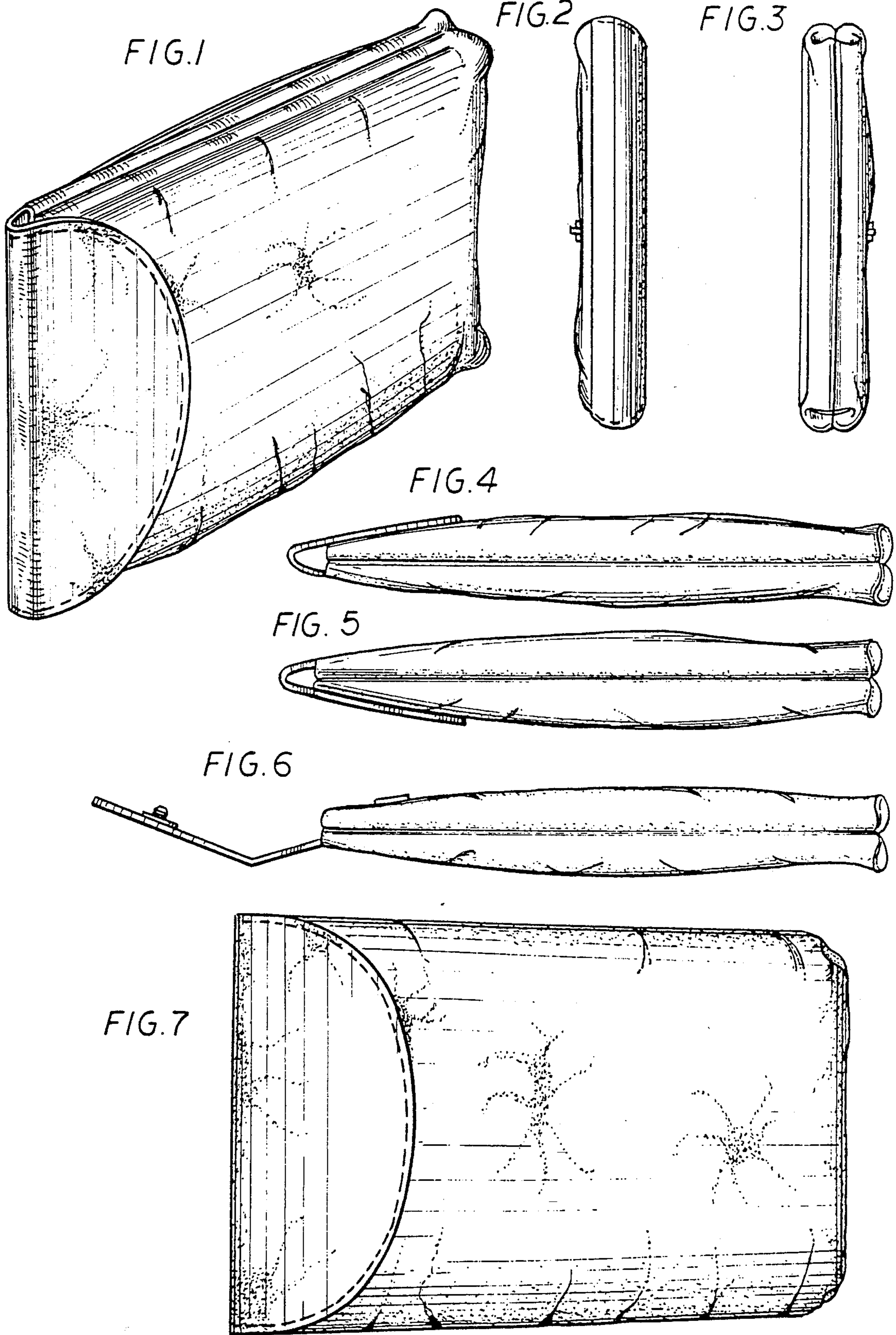


FIG. 8

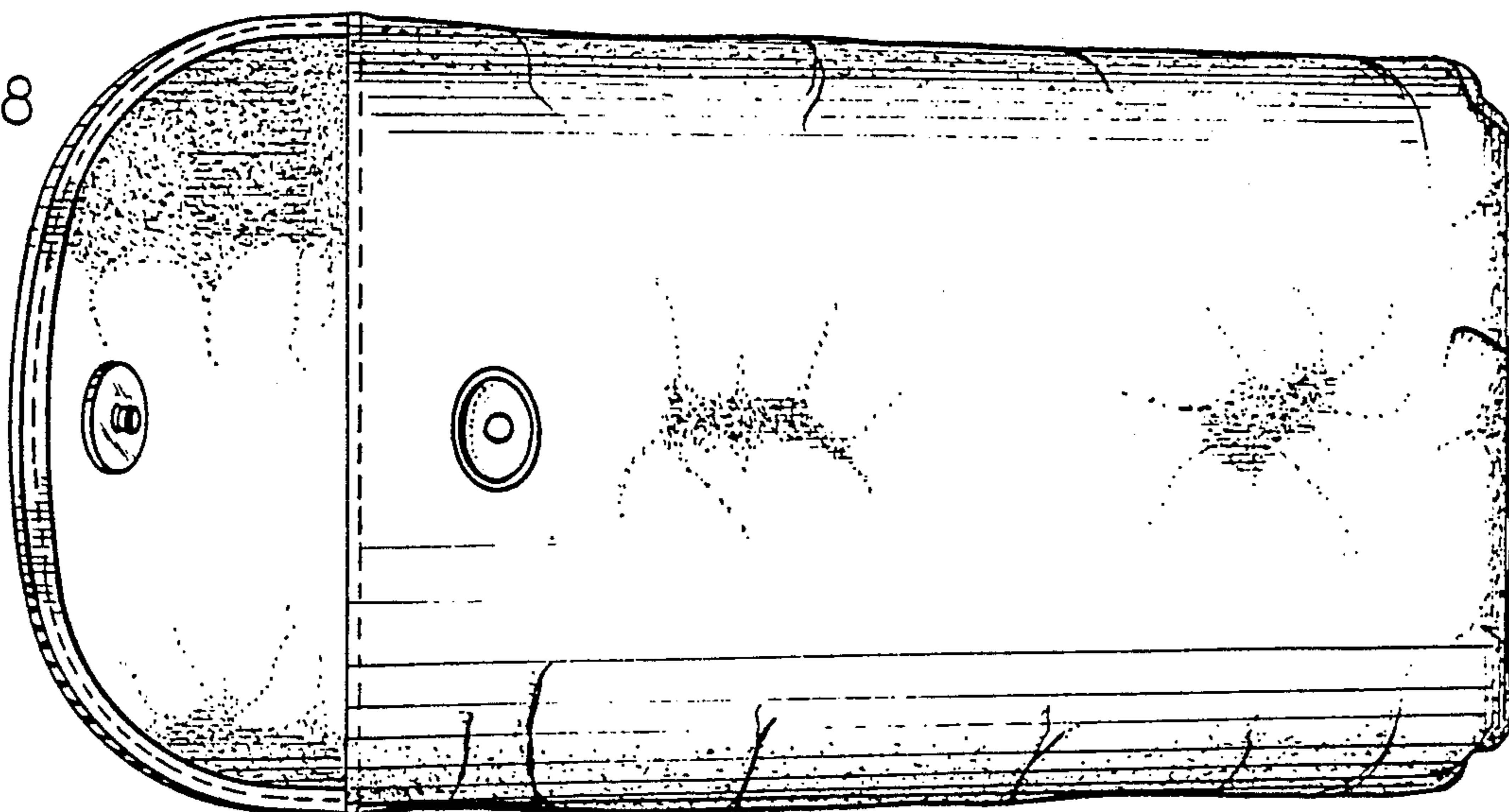


FIG. 9

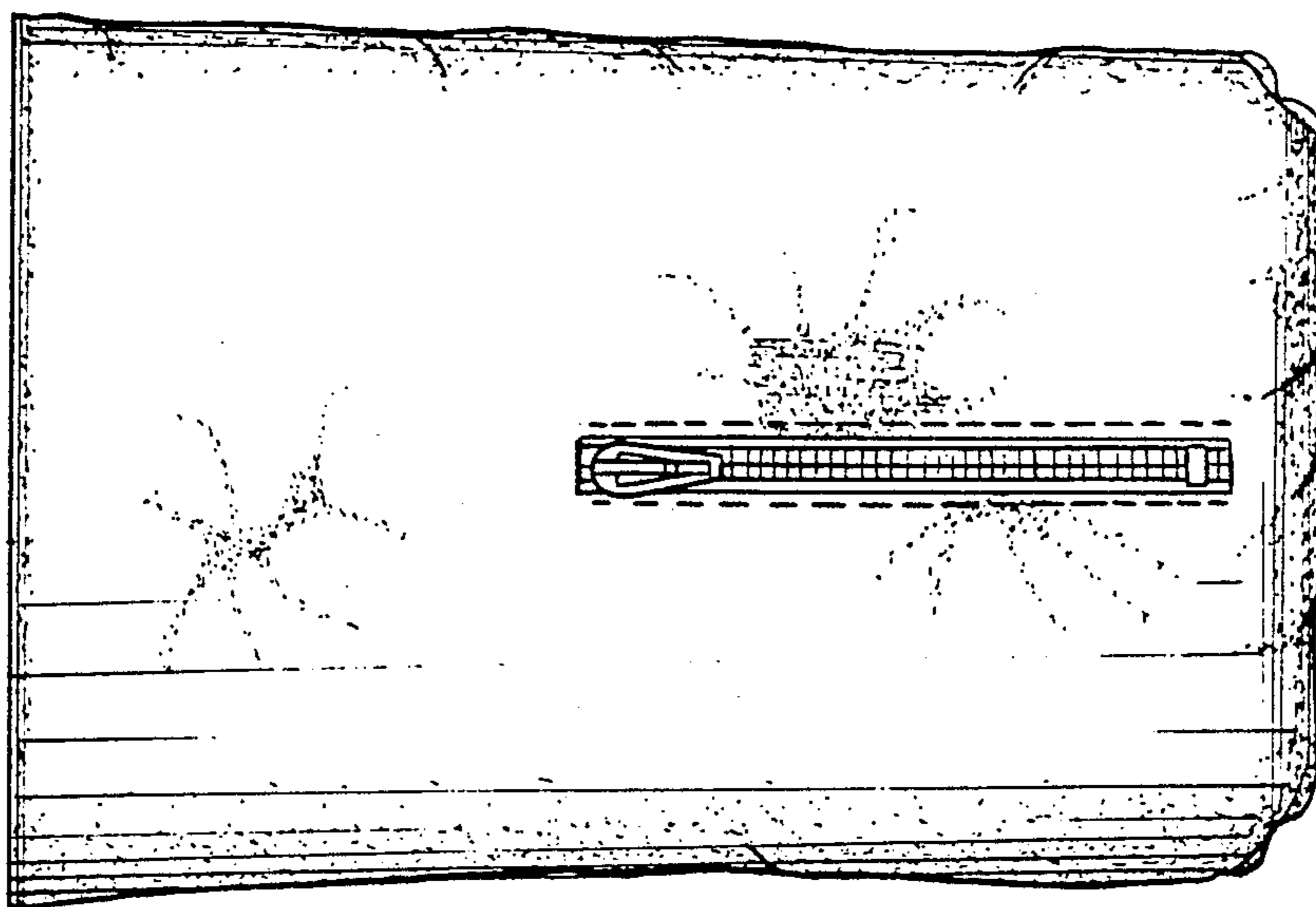


FIG. 10

