



US00D325806S

United States Patent [19]

Austin

[11] Patent Number: **Des. 325,806**

[45] Date of Patent: **** May 5, 1992**

- [54] FOOTWEAR UNIT SOLE
- [75] Inventor: **Arnold S. Austin**, East Brookfield, Mass.
- [73] Assignee: **Quabaug Corporation**, North Brookfield, Mass.
- [**] Term: **14 Years**
- [21] Appl. No.: **608,652**
- [22] Filed: **Nov. 2, 1990**
- [52] U.S. Cl. **D2/320**
- [58] Field of Search **D2/264, 265, 274, 311, D2/317-321; 36/25 R, 28, 29, 32 R, 59 R, 59 C, 114, 132, 136**

- [56] **References Cited**
- U.S. PATENT DOCUMENTS**
- D. 296,384 6/1988 Tong D2/320
- D. 303,871 10/1989 Driscoll D2/320
- D. 304,521 11/1989 Clark D2/320

Primary Examiner—Louis S. Zarfes
Attorney, Agent, or Firm—Samuels, Gauthier & Stevens

[57] **CLAIM**
 The ornamental design for a footwear unit sole, as shown and described.

DESCRIPTION
 FIG. 1 is a bottom plan view of a footwear unit sole showing my new design;
 FIG. 2 is an elevation of the left side of the footwear unit sole;
 FIG. 3 is an elevation of the right side of the footwear unit sole;
 FIG. 4 is an elevation of the front or toe portion of the footwear unit sole;
 FIG. 5 is an elevation of the back or heel portion of the footwear unit sole; and,
 FIG. 6 is a cross-sectional view taken along line 6—6 in FIG. 1.
 The top is unornamented.

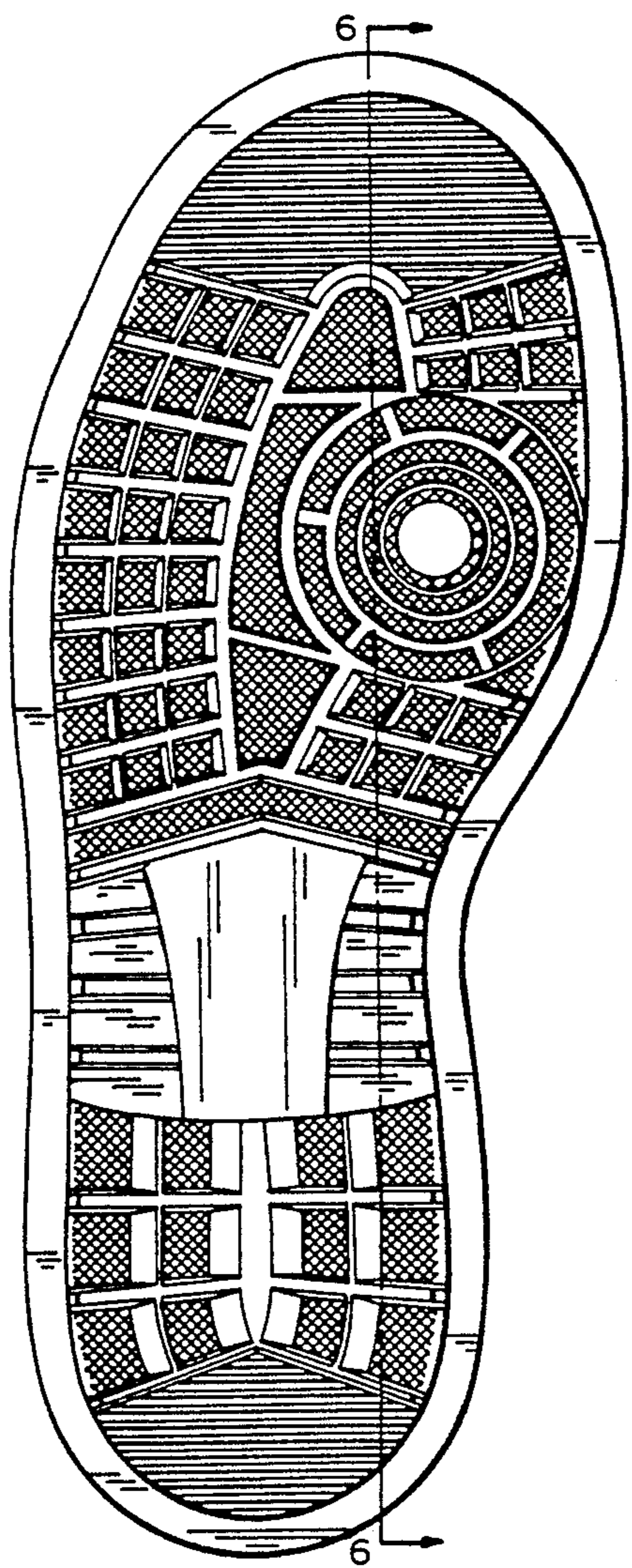




FIG. 4

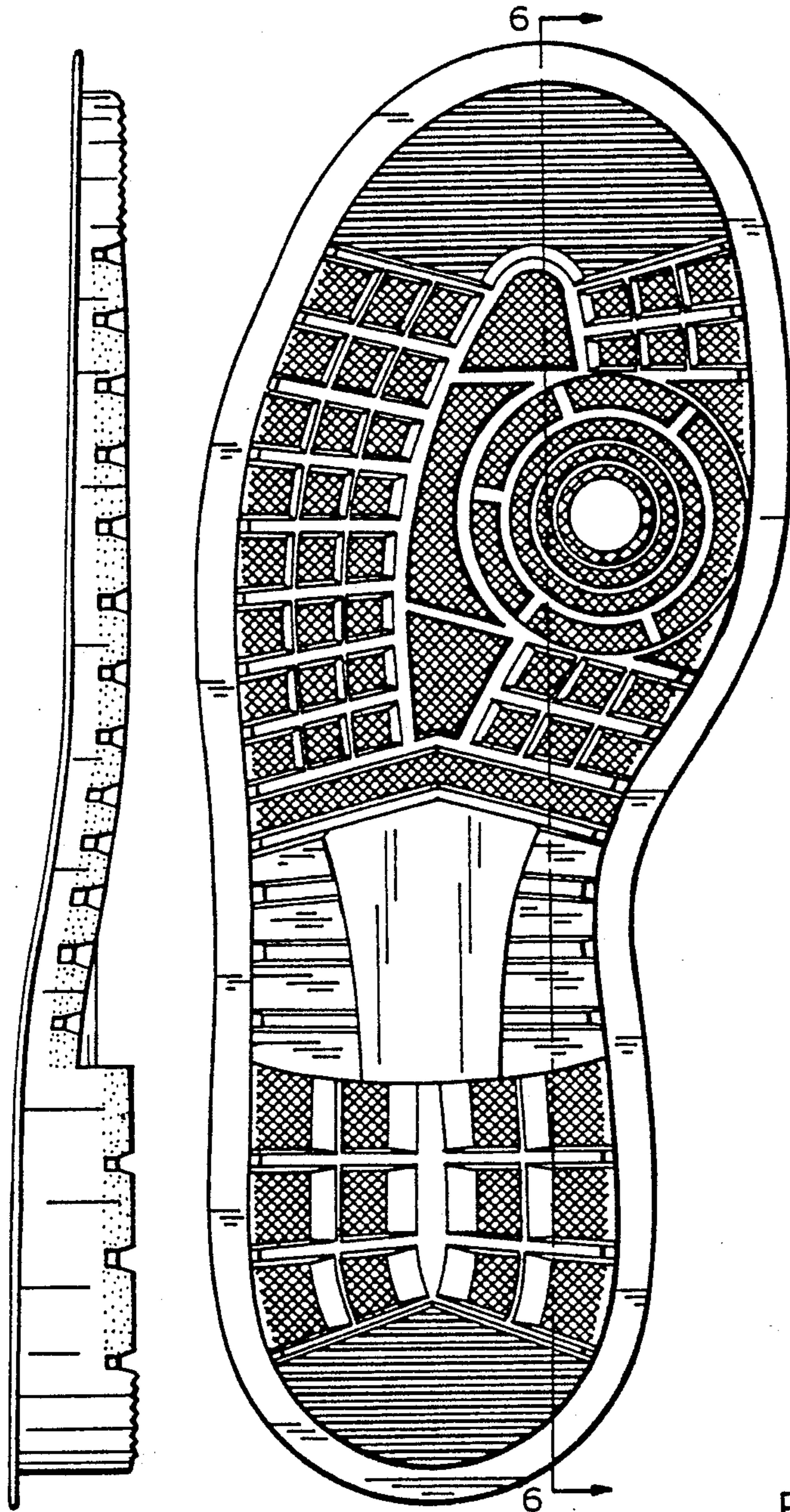


FIG. 1

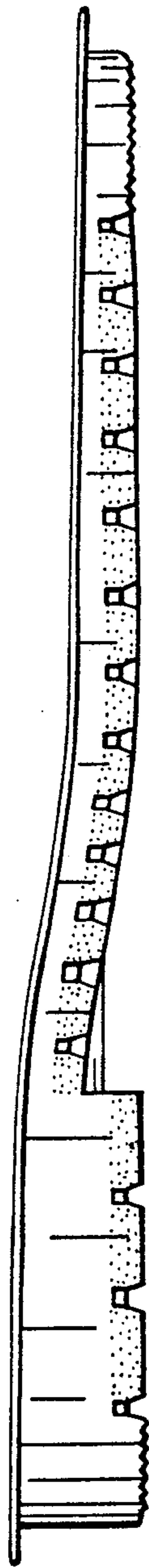


FIG. 2

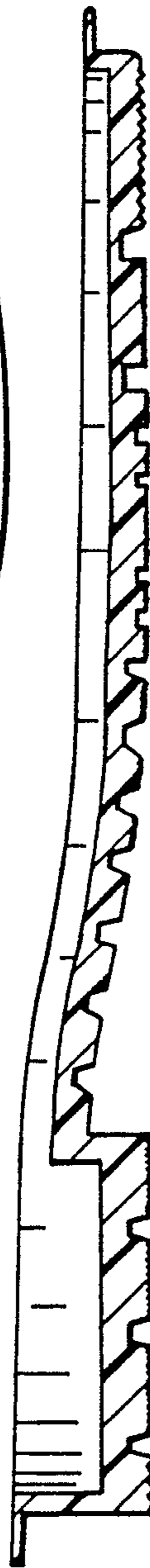


FIG. 6

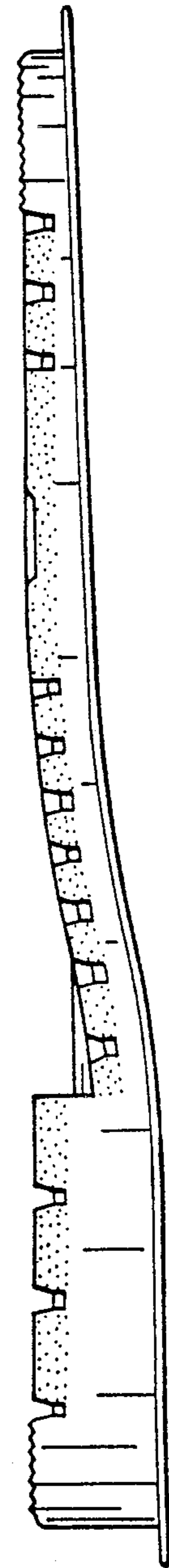


FIG. 3



FIG. 5