



US00D325743S

United States Patent [19]

Kojima et al.

[11] Patent Number: **Des. 325,743**

[45] Date of Patent: **** Apr. 28, 1992**

[54] **PRINTING HEAD FOR PRINTER**

[75] Inventors: **Tatsuo Kojima, Yokohama; Masaaki Sakai, Tokyo, both of Japan**

[73] Assignee: **Canon Kabushiki Kaisha, Tokyo, Japan**

[**] Term: **14 Years**

[21] Appl. No.: **418,464**

[22] Filed: **Oct. 10, 1989**

[30] **Foreign Application Priority Data**

Apr. 13, 1989 [JP] Japan 1-13763

[52] U.S. Cl. **D18/50**

[58] Field of Search **D18/12, 13, 22, 99; 346/140 R, 140 PD; D14/111, 121; 340/700; 400/67, 126, 175, 194, 197, 200-202.1, 202.3, 248, 679, 690.1, 719, 691-693, 121, 124**

[56] **References Cited**

U.S. PATENT DOCUMENTS

- D. 256,474 8/1980 Stenudd D18/22
- D. 264,349 5/1982 Huliba et al. D18/22

- D. 289,050 3/1987 Wilson et al. D14/111
- D. 314,006 1/1991 Abe et al. D18/22
- D. 314,210 1/1991 Kimura et al. D18/22
- 4,500,217 2/1985 Swindler D18/13 X
- 4,806,956 2/1989 Nishikawa et al. 346/140 PD
- 4,859,095 8/1989 Watanabe et al. 400/124

Primary Examiner—Wallace R. Burke
Assistant Examiner—Freda S. Nunn
Attorney, Agent, or Firm—Fitzpatrick, Cella, Harper & Scinto

[57] **CLAIM**

The ornamental design for a printing head for printer, as shown and described.

DESCRIPTION

FIG. 1 is a front elevational view of a printing head for printer showing our new design;
FIG. 2 is a rear elevational view thereof;
FIG. 3 is a top plan view thereof;
FIG. 4 is a bottom plan view thereof;
FIG. 5 is a left side elevational view thereof;
FIG. 6 is a right side elevational view thereof; and,
FIG. 7 is a perspective view thereof.




FIG. 1

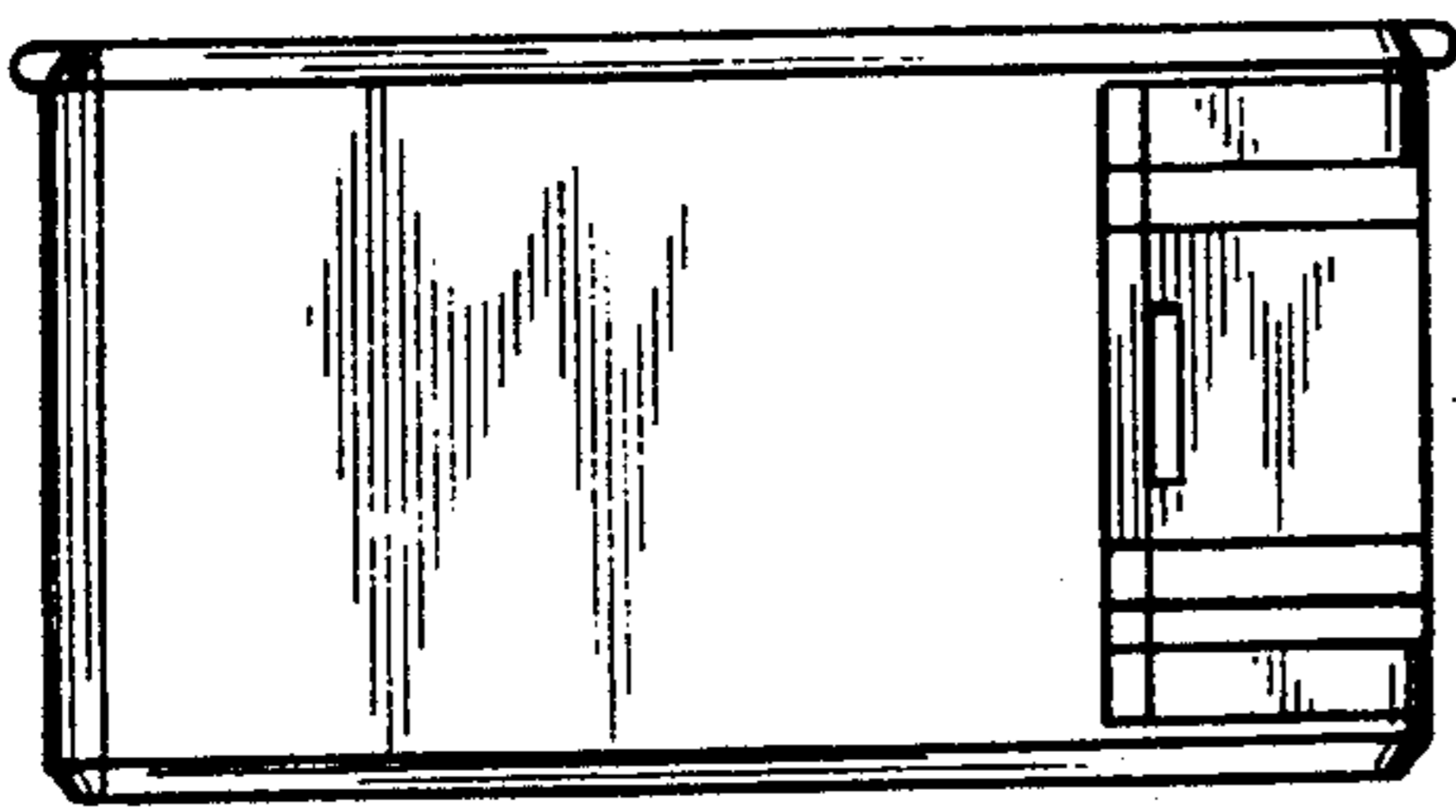


FIG. 2

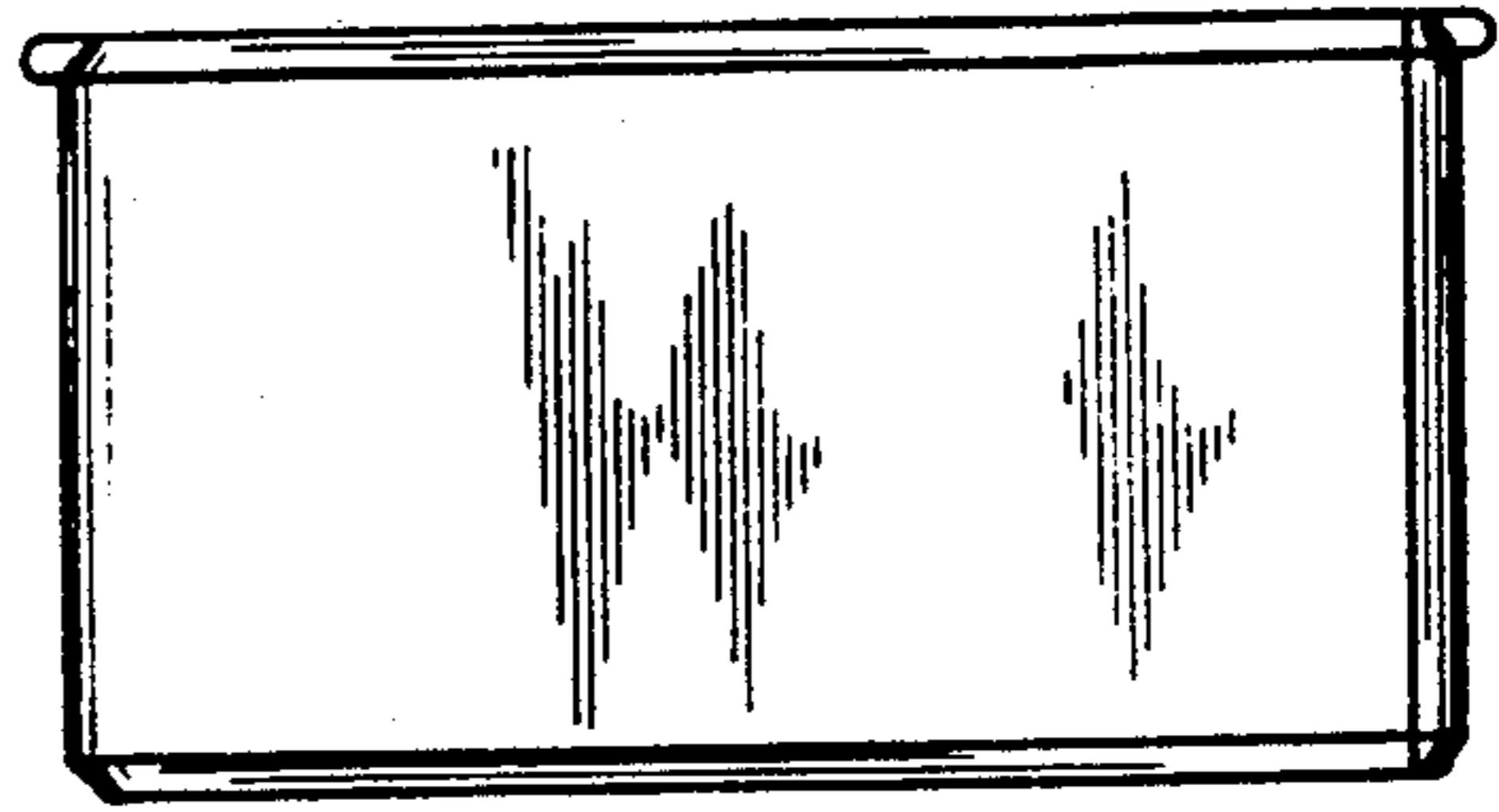


FIG. 3

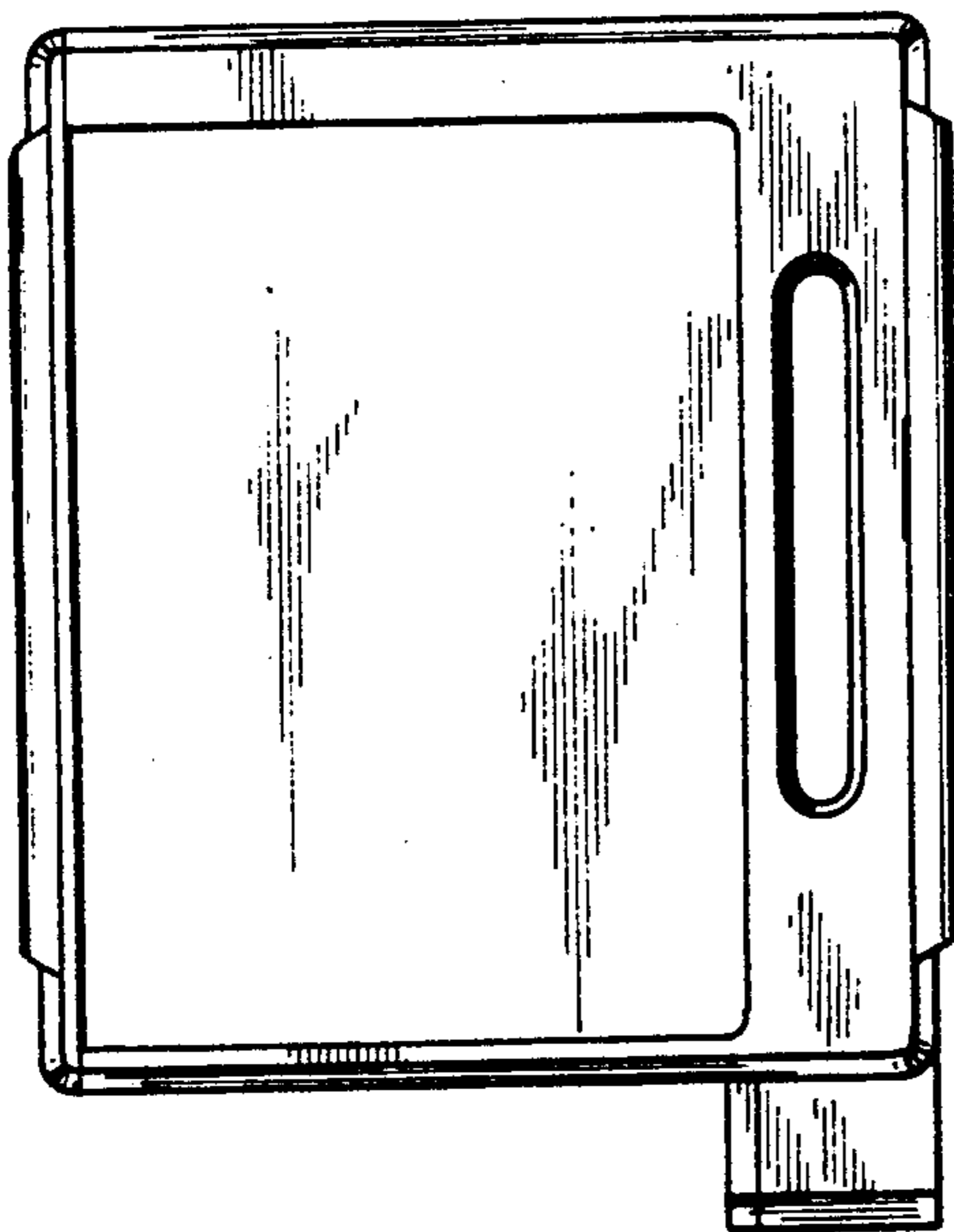


FIG. 4

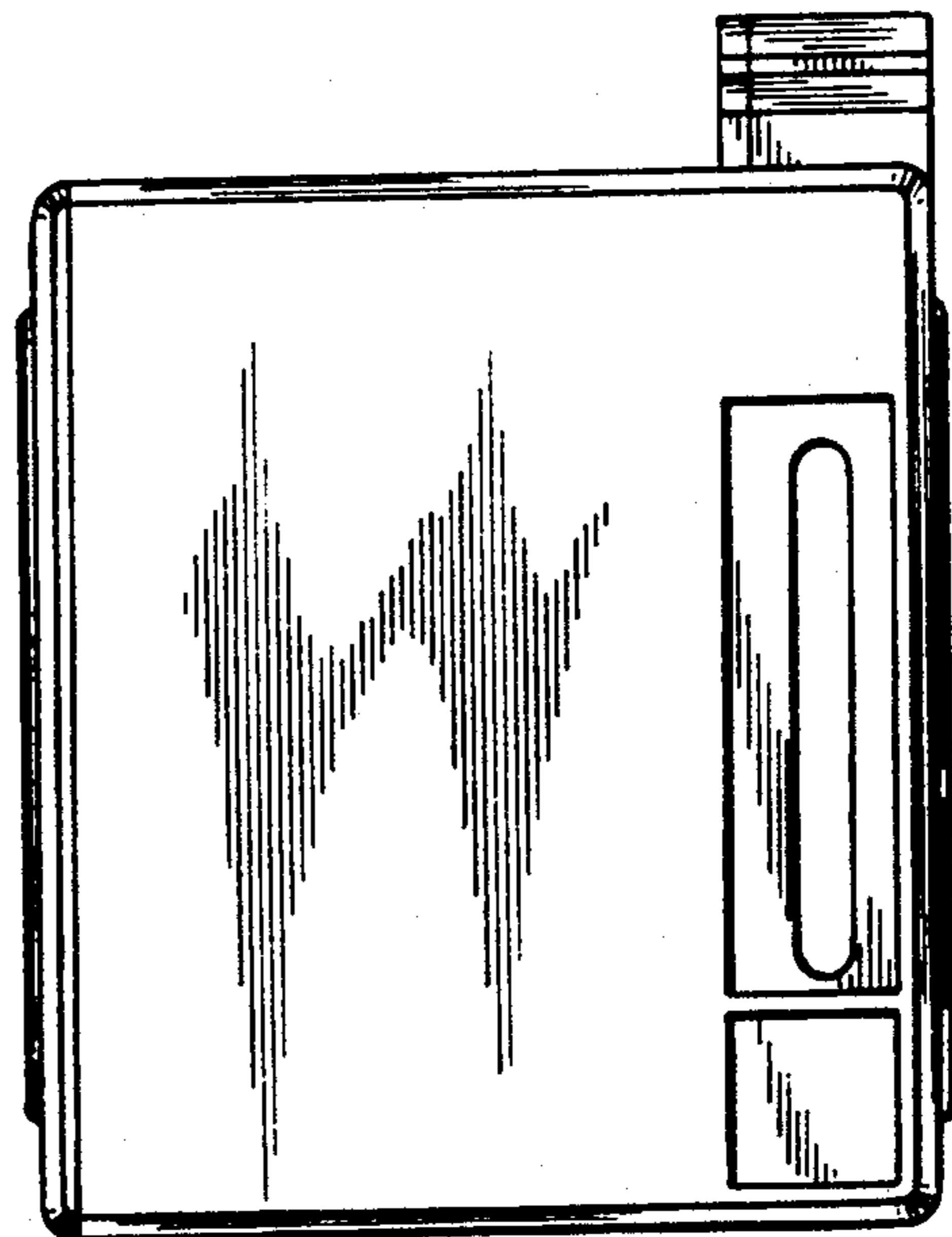


FIG. 5



FIG. 6




FIG. 7

