



US00D325712S

**United States Patent** [19]  
**Griffith**

[11] **Patent Number: Des. 325,712**  
[45] **Date of Patent: \*\* Apr. 28, 1992**

[54] **COIN**  
[76] **Inventor: Thomas E. Griffith, 1229 S. Paige, Wichita, Kans. 67207**  
[\*\*] **Term: 14 Years**  
[21] **Appl. No.: 448,827**  
[22] **Filed: Dec. 12, 1989**  
[52] **U.S. Cl. .... D11/99; D11/81; D11/95; 40/27.5**  
[58] **Field of Search ..... D11/95, 208, 79, 81, D11/99, 110, 116, 96, 1.1-2, 66, 48; 40/27.5, 315; 63/1.1, 2**

2,050,154 8/1936 Beck ..... 40/27.5  
3,982,343 9/1976 Klingler ..... 40/27.5

*Primary Examiner*—A. Hugo Word  
*Assistant Examiner*—R. Seifert  
*Attorney, Agent, or Firm*—John Wade Carpenter

[57] **CLAIM**

The ornamental design for a coin, as shown and described.

**DESCRIPTION**

FIG. 1 is a top plan view of a coin showing my new design;  
FIG. 2 is a bottom plan view;  
FIG. 3 is a side elevational view;  
FIG. 4 is a side elevational view of the side opposite that shown in FIG. 3;  
FIG. 5 is an end elevational view; and,  
FIG. 6 is an end elevational view of the side opposite that shown in FIG. 5.

[56] **References Cited**

**U.S. PATENT DOCUMENTS**

22,637 7/1893 Edwards ..... D11/99  
39,094 2/1908 Jacobs ..... D11/81  
85,261 9/1931 Salomon ..... D11/91

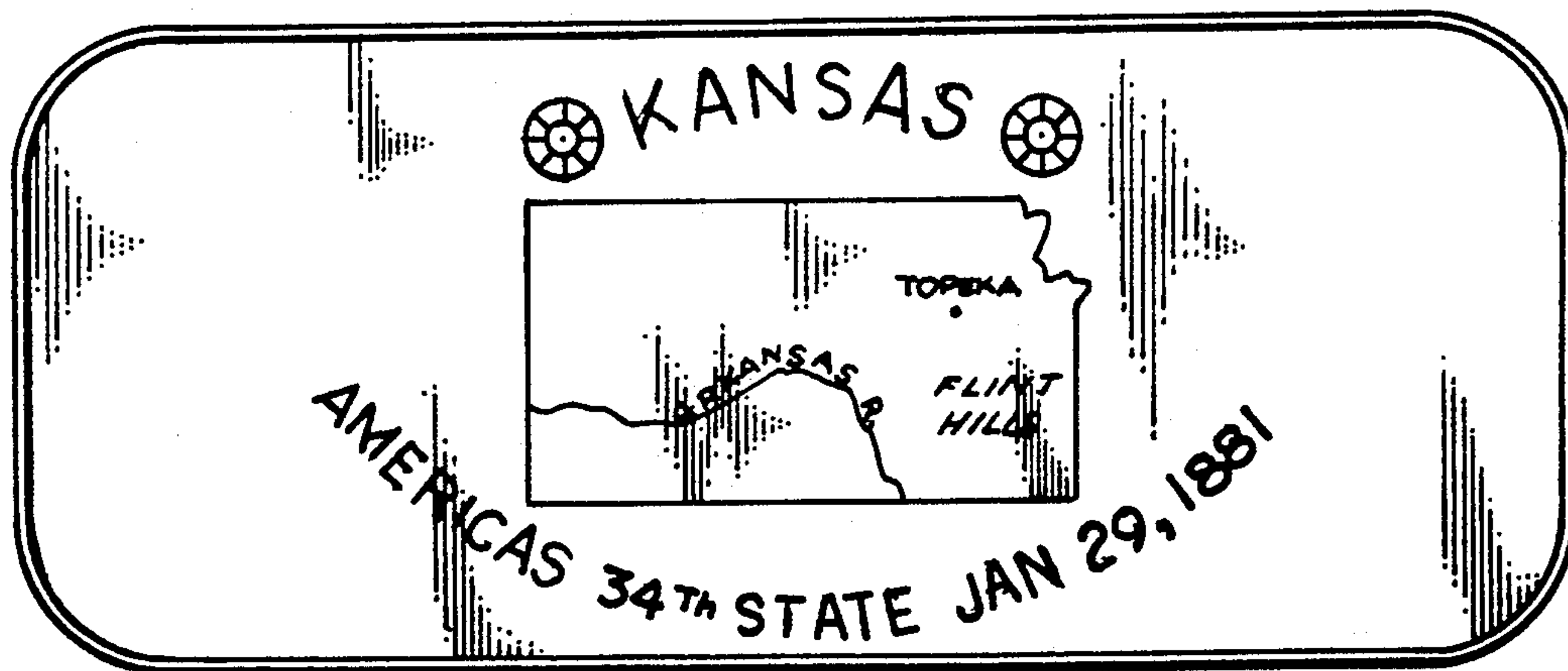


FIG. 1

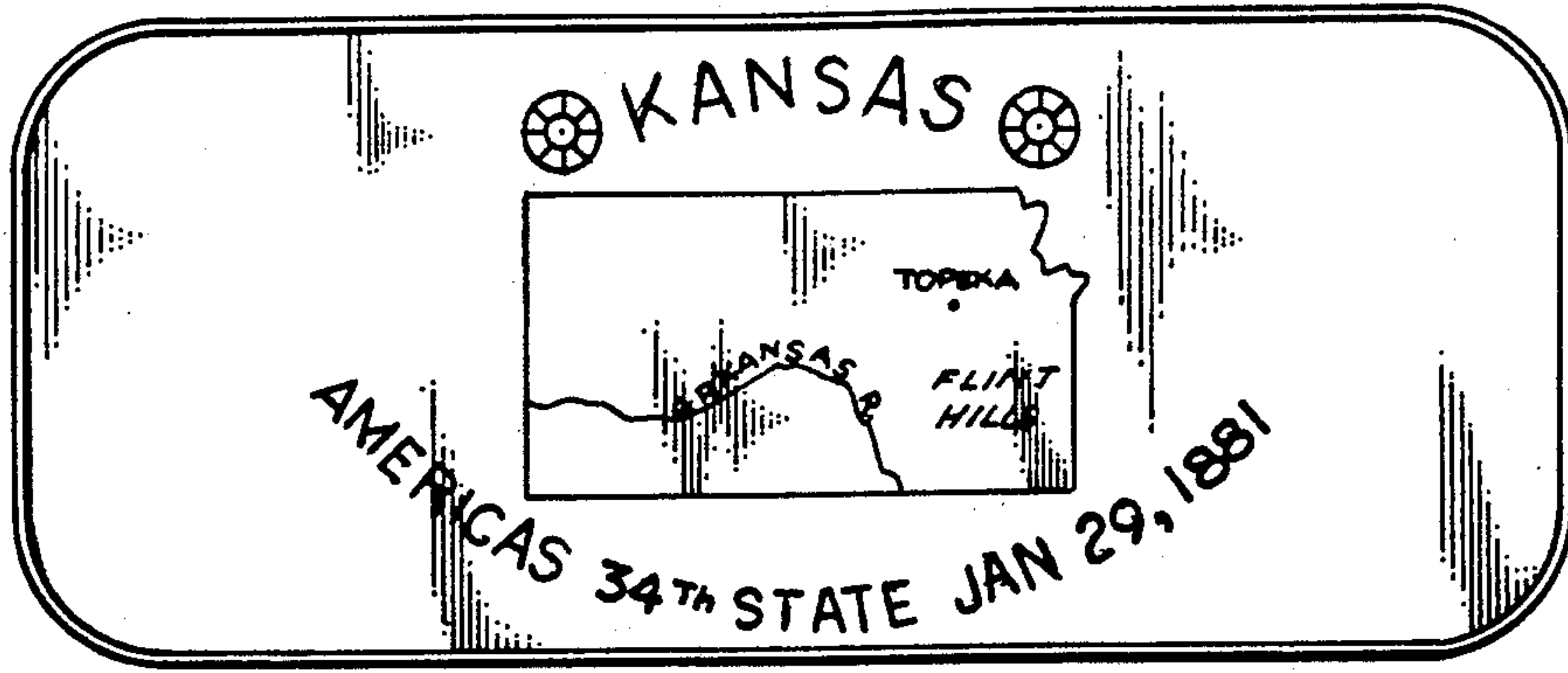


FIG. 2




FIG. 3

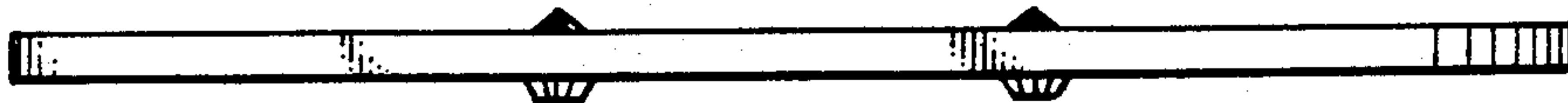


FIG. 4

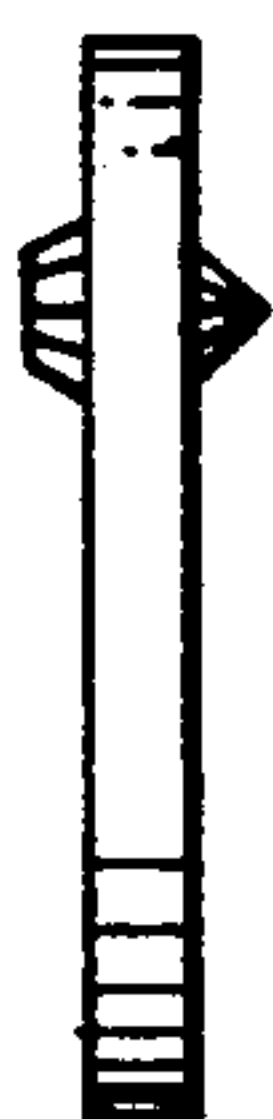


FIG. 5



FIG. 6