



US00D325711S

United States Patent [19]

[11] Patent Number: **Des. 325,711**

Chia et al.

[45] Date of Patent: **** Apr. 28, 1992**

[54] **JEWELRY LINK**

[76] Inventors: **Meang Chia; Cheo Chia**, both of Chain & Charm Manufacturers, 412 W. 6th St., Suite #1104, Los Angeles, Calif. 90014

[*] Notice: The portion of the term of this patent subsequent to May 28, 2005 has been disclaimed.

[**] Term: **14 Years**

[21] Appl. No.: **451,038**

[22] Filed: **Dec. 15, 1989**

[52] U.S. Cl. **D11/93; D11/6; D11/12**

[58] Field of Search **D11/1-26, D11/93-94, 48, 76; 59/78-90, 92; 63/1.1-6, 9, 11, 20**

[56] **References Cited**

U.S. PATENT DOCUMENTS

- D. 42,643 6/1912 Meyers .
- D. 48,950 4/1916 Rosenberger .
- D. 56,605 11/1920 Grasmuk .
- D. 56,607 11/1920 Grasmuk D11/15
- D. 76,664 1/1956 Katz .
- D. 84,213 5/1931 Speidel .
- D. 110,568 7/1938 Garfinkel .
- D. 117,577 11/1939 Sand .
- D. 131,750 2/1942 Hobe D11/14
- D. 131,847 3/1942 Hobe .
- D. 143,588 1/1946 Grun .
- D. 144,901 6/1946 Braunstein .
- D. 145,426 8/1946 Braunstein .
- D. 146,779 5/1947 Slater .
- D. 151,904 11/1948 Katz .
- D. 156,650 12/1949 Pearce et al. .

- D. 156,744 3/1949 Kent D11/6
- D. 160,241 9/1950 Bardach .
- D. 186,903 12/1959 Hess D11/16
- D. 202,723 11/1965 Gaston D11/15
- D. 257,017 9/1980 Barr .
- D. 265,639 8/1982 Barr .
- D. 317,139 5/1991 Chia et al. D11/93
- 1,153,362 9/1915 Watcha .
- 1,189,497 7/1916 Schwartzman .
- 1,344,365 6/1920 Wachenheimer .
- 1,410,366 3/1922 Buchman .
- 1,467,468 9/1923 Blanchard 59/80
- 1,589,423 6/1926 Payton .
- 2,538,090 7/1947 Ferragamo .
- 2,852,923 9/1958 Gamelsky D11/48
- 4,763,489 8/1988 Strong .
- 4,781,038 11/1988 Branca et al. .

Primary Examiner—A. Hugo Word
Assistant Examiner—R. Seifert
Attorney, Agent, or Firm—Ladas & Parry

[57] **CLAIM**

The ornamental design for a jewelry link, as shown and described.

DESCRIPTION

FIG. 1 is a perspective view of a jewelry link showing my new design;
FIG. 2 is a top plan view;
FIG. 3 is a side elevational view;
FIG. 4 is a bottom plan view;
FIG. 5 is a bottom elevational view;
FIG. 6 is a top elevational view;
FIG. 7 is a top plan view of a jewelry link showing a second embodiment of my new design;
FIG. 8 is a side elevational view of FIG. 7;
FIG. 9 is a bottom plan view of FIG. 7;
FIG. 10 is a bottom elevational view of FIG. 7; and,
FIG. 11 is a top elevational view of FIG. 7.

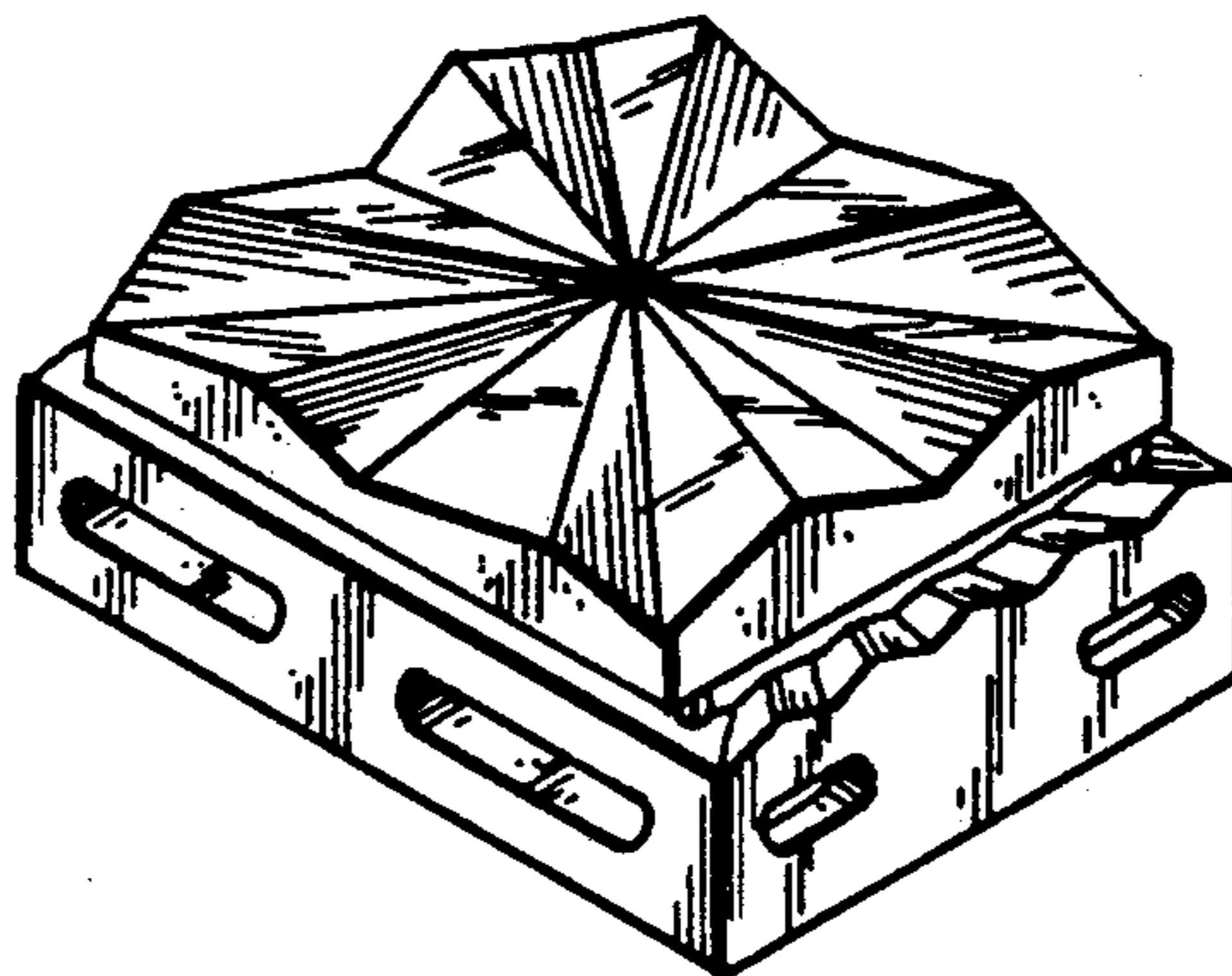


FIG. 1

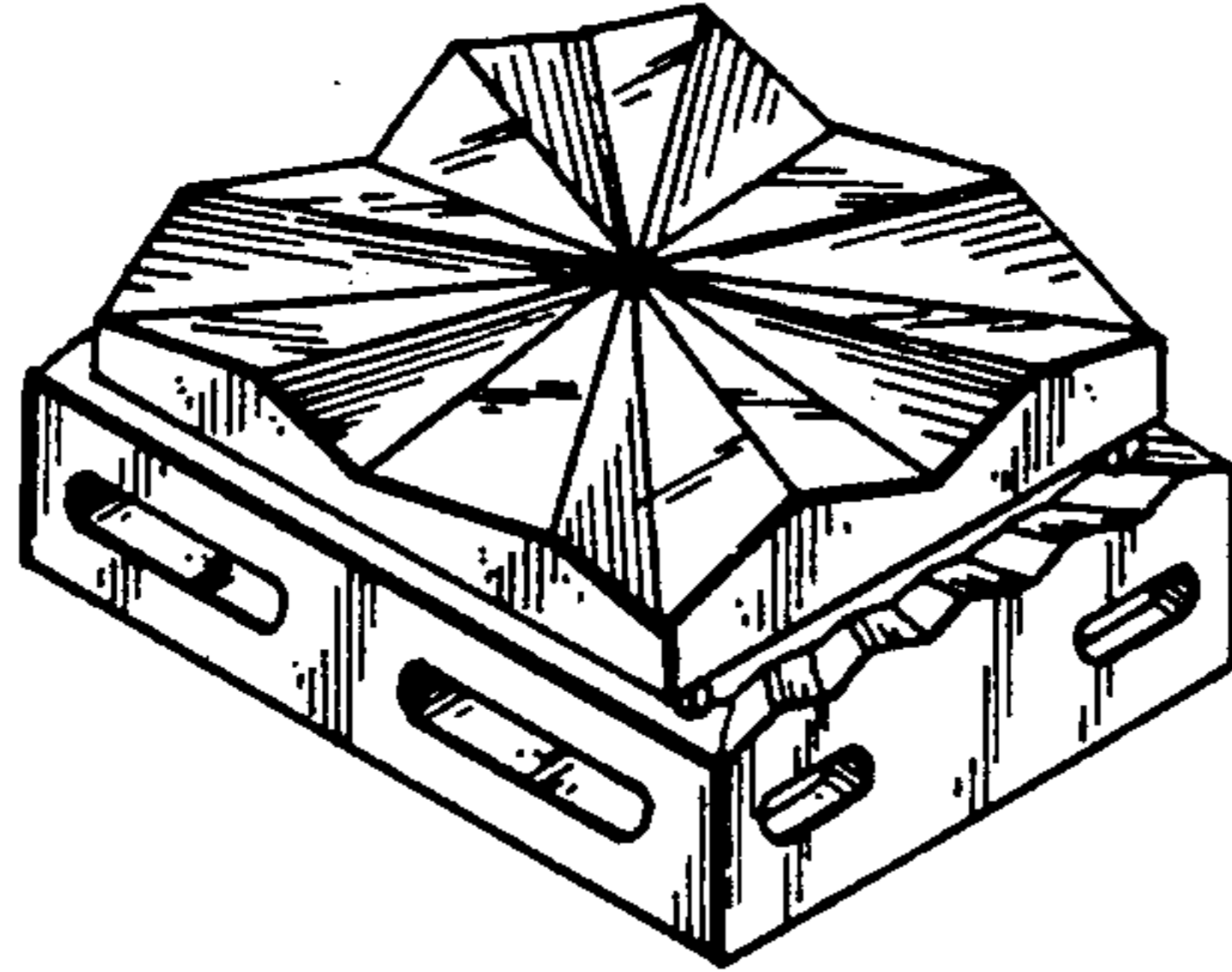


FIG. 2




FIG. 3



FIG. 4

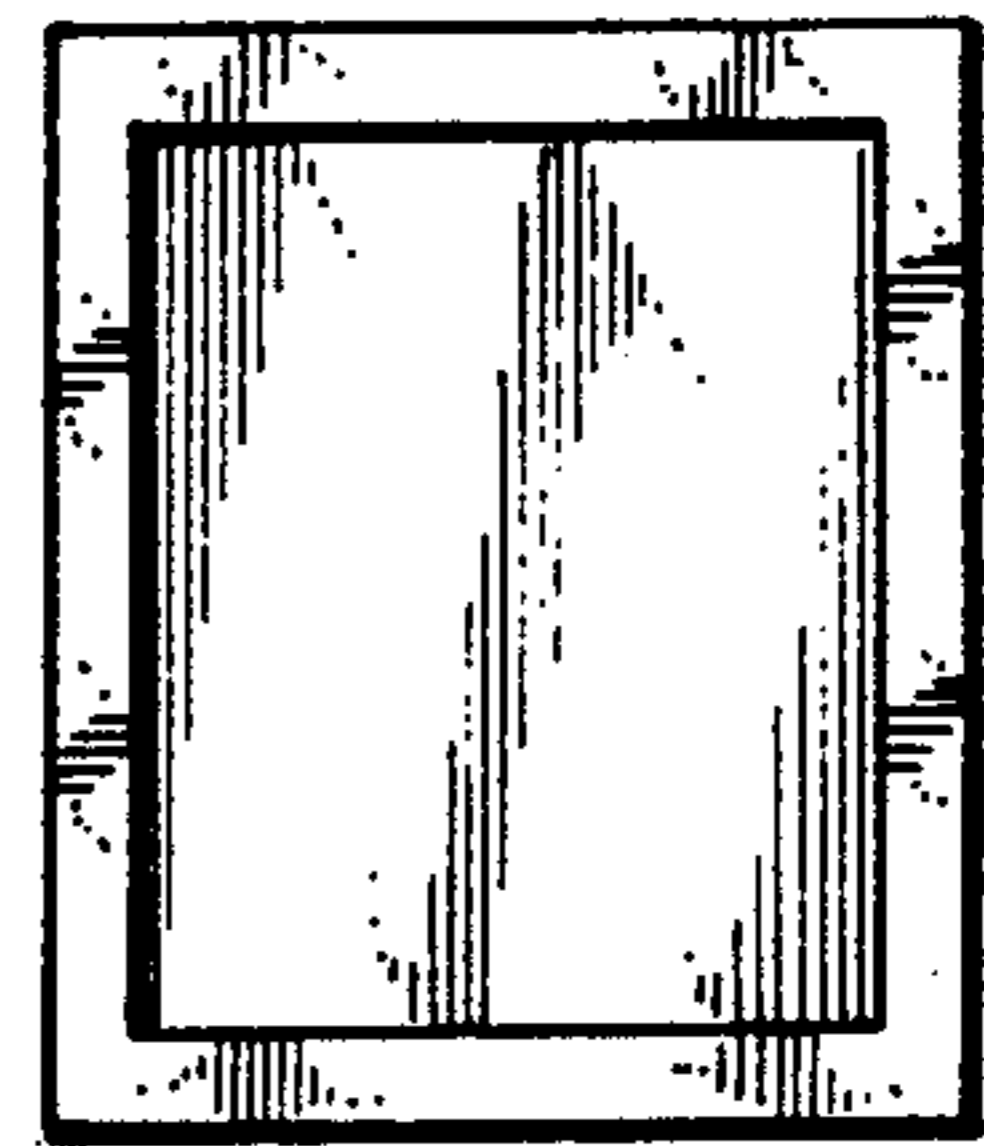


FIG. 5

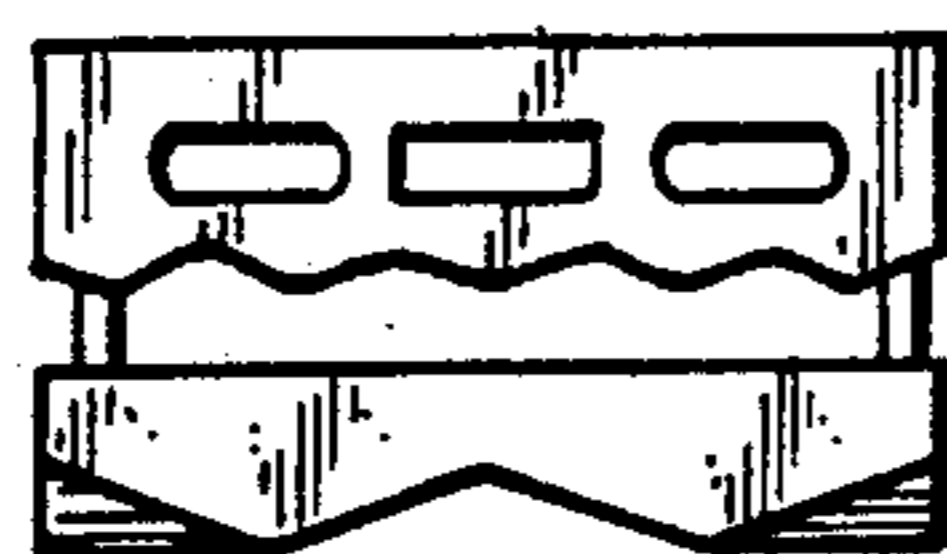
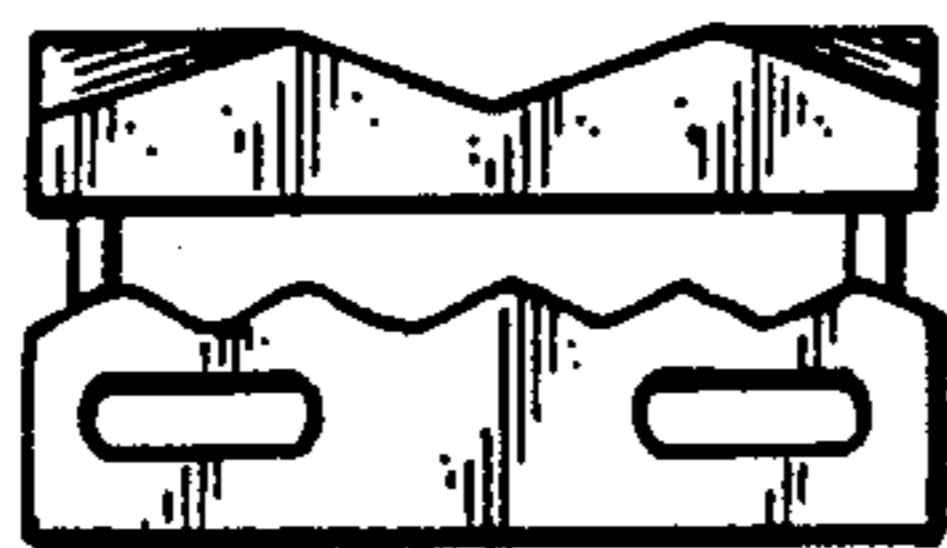


FIG. 6




FIG. 7

FIG. 8

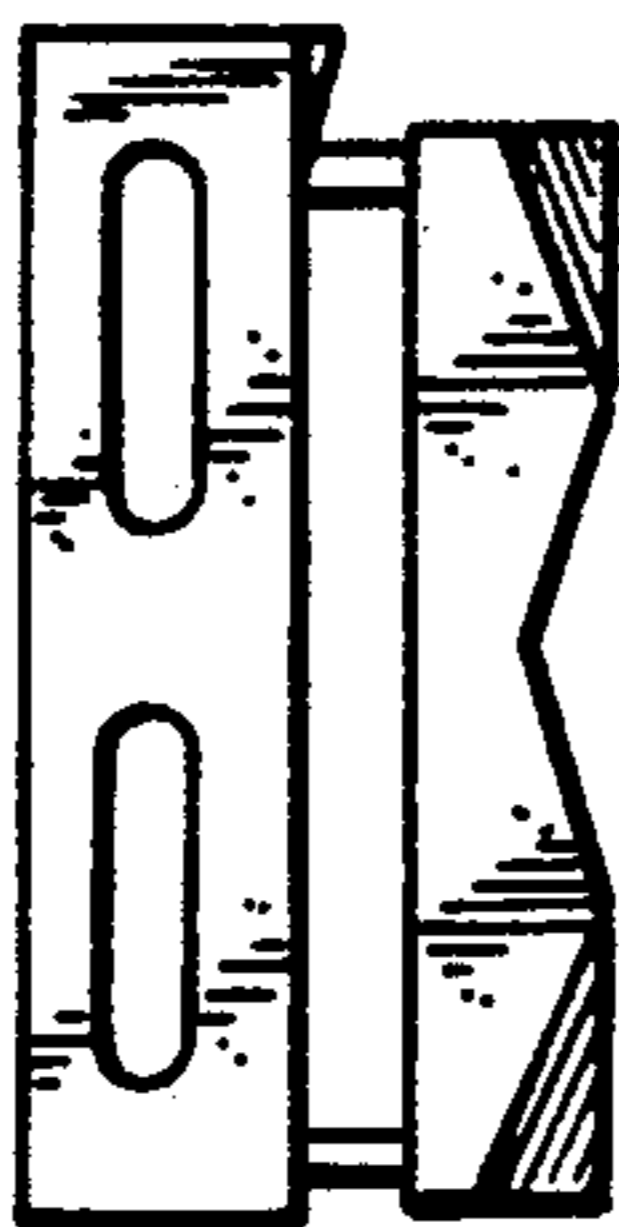


FIG. 9

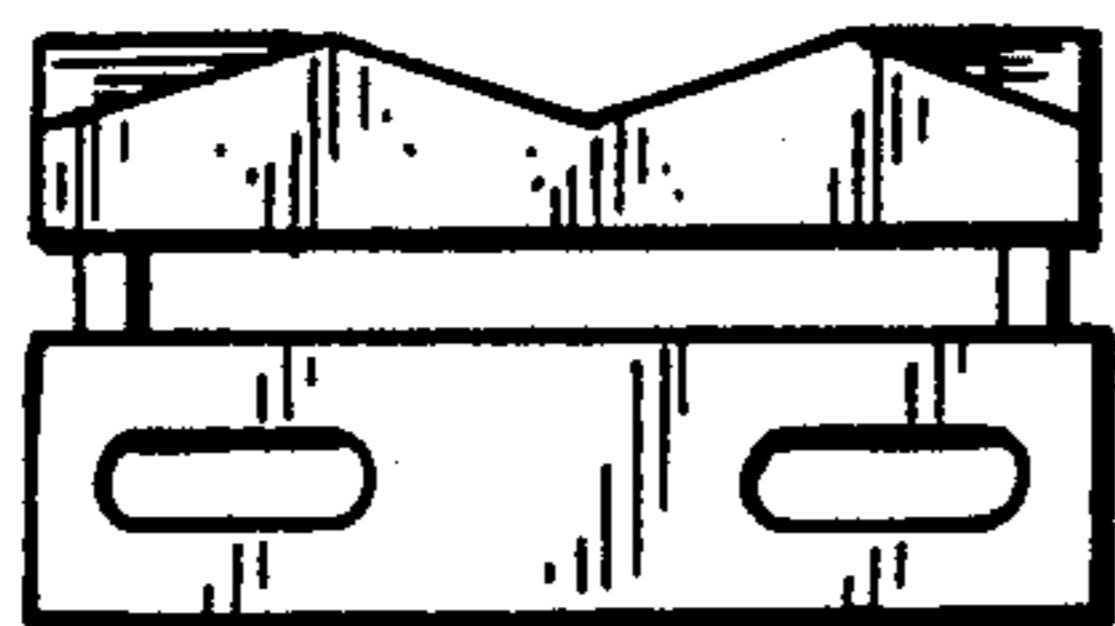
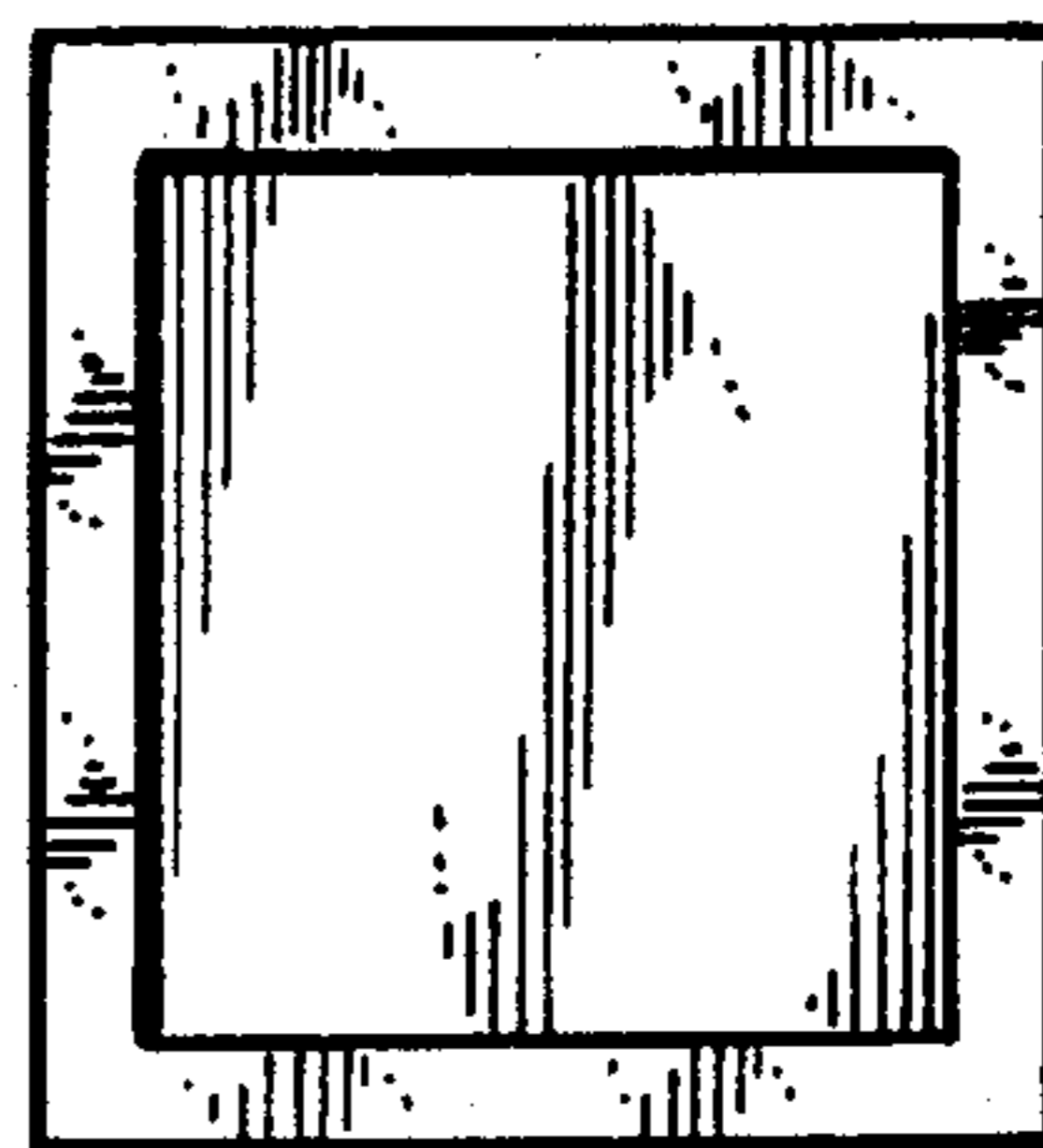


FIG. 10

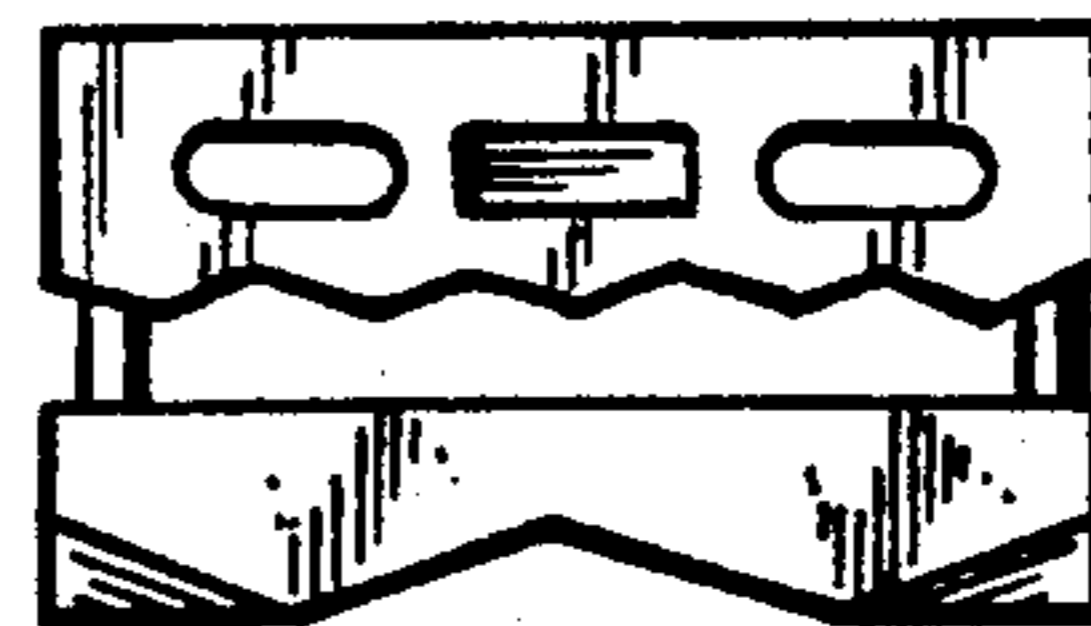


FIG. 11