



US00D325708S

# United States Patent [19]

[11] Patent Number: **Des. 325,708**

O'Malley

[45] Date of Patent: **\*\* Apr. 28, 1992**

[54] JEWELRY PIN

[76] Inventor: **Edward R. O'Malley**, 526 Saddle La.,  
Grosse Pointe Woods, Mich. 48236

[\*\*] Term: **14 Years**

[21] Appl. No.: **541,296**

[22] Filed: **Jun. 20, 1990**

[52] U.S. Cl. .... **D11/83; D11/53;**  
**D11/61; D11/101**

[58] Field of Search ..... **D11/1-2,**  
**D11/40-50, 53-55, 61, 73, 75-86, 136, 95-105,**  
**116, 200, 202; D21/27, 39; 63/1.1, 2, 20; 40/1.5;**  
**D70/11, 22**

[56] **References Cited**

### U.S. PATENT DOCUMENTS

D. 146,445 3/1947 Hiltenbrand ..... D11/136

D. 232,754	9/1974	Bernstein	.....	D11/81
D. 246,961	1/1978	Buchanan	.....	D11/83
D. 247,881	5/1978	Hitchens	.....	D11/61
D. 248,287	6/1978	Sharp	.....	D11/83
D. 294,809	3/1988	Robinson	.....	D11/61

*Primary Examiner*—A. Hugo Word  
*Assistant Examiner*—R. Seifert  
*Attorney, Agent, or Firm*—Brooks & Kushman

### [57] CLAIM

The ornamental design for a jewelry pin, as shown.

### DESCRIPTION

FIG. 1 is a front elevational view of a jewelry pin showing my new design;  
FIG. 2 is a right side elevational view;  
FIG. 3 is a left side elevational view;  
FIG. 4 is a rear elevational view;  
FIG. 5 is a top plan view; and,  
FIG. 6 is a bottom plan view.




FIG. 1




FIG. 2





FIG. 3

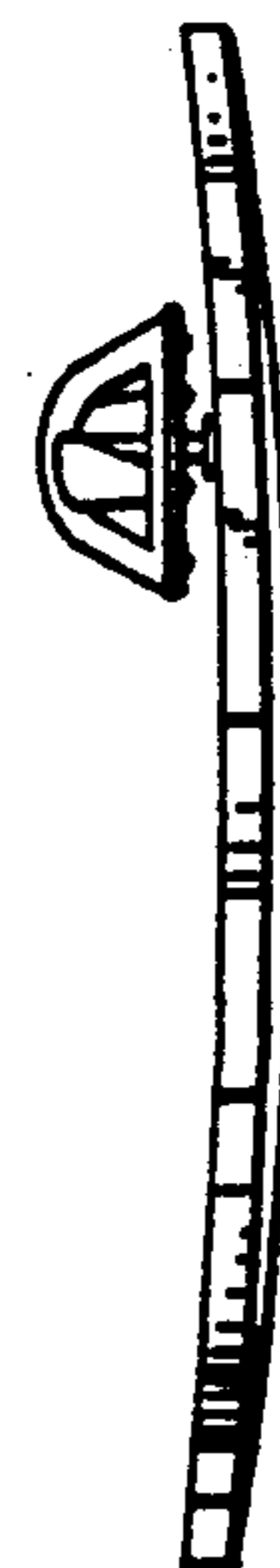


FIG. 4

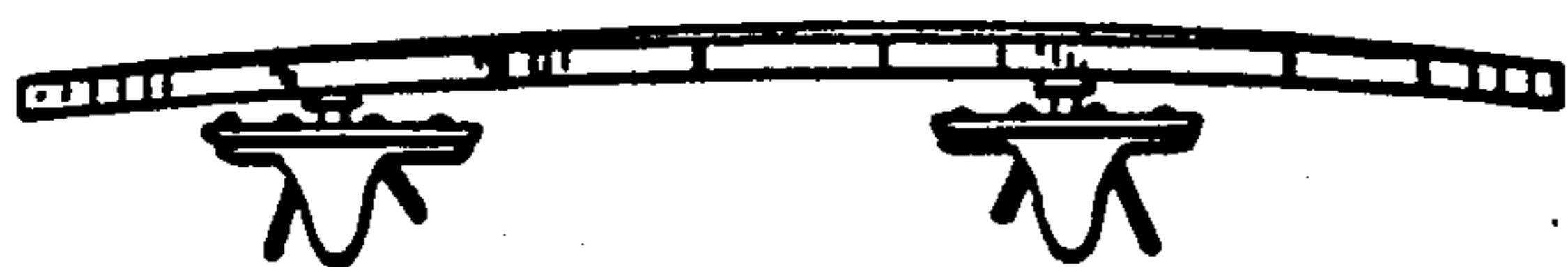


FIG. 5



FIG. 6