



US00D325668S

United States Patent [19]

[11] Patent Number: **Des. 325,668**

Bianchini et al.

[45] Date of Patent: **** Apr. 28, 1992**

[54] **SHOE OUTSOLE**

2,683,317 7/1954 Sprigg .
4,060,917 12/1977 Canale 36/59 C

[75] Inventors: **William Bianchini, Elmwood;
Martina E. Tierney, South
Lawrence, both of Mass.**

FOREIGN PATENT DOCUMENTS

1146040 11/1957 France D2/320 X

[73] Assignee: **The Rockport Company, Inc.,
Marlboro, Mass.**

OTHER PUBLICATIONS

The "Footwear News" publication, Sep. 19, 1983, p. 44.

[**] Term: **14 Years**

Primary Examiner—Louis S. Zarfes
Attorney, Agent, or Firm—Sterne, Kessler, Goldstein &
Fox

[21] Appl. No.: **688,688**

[22] Filed: **Apr. 22, 1991**

[57] **CLAIM**

[52] U.S. Cl. **D2/320**

[58] Field of Search **D2/264, 265, 274, 311,
D2/317-323; 36/25 R, 28, 29, 32 R, 43, 44, 59
R, 59 C, 83-92, 99-107, 112-114, 132, 136**

The ornamental design for a shoe outsole, as shown and described.

DESCRIPTION

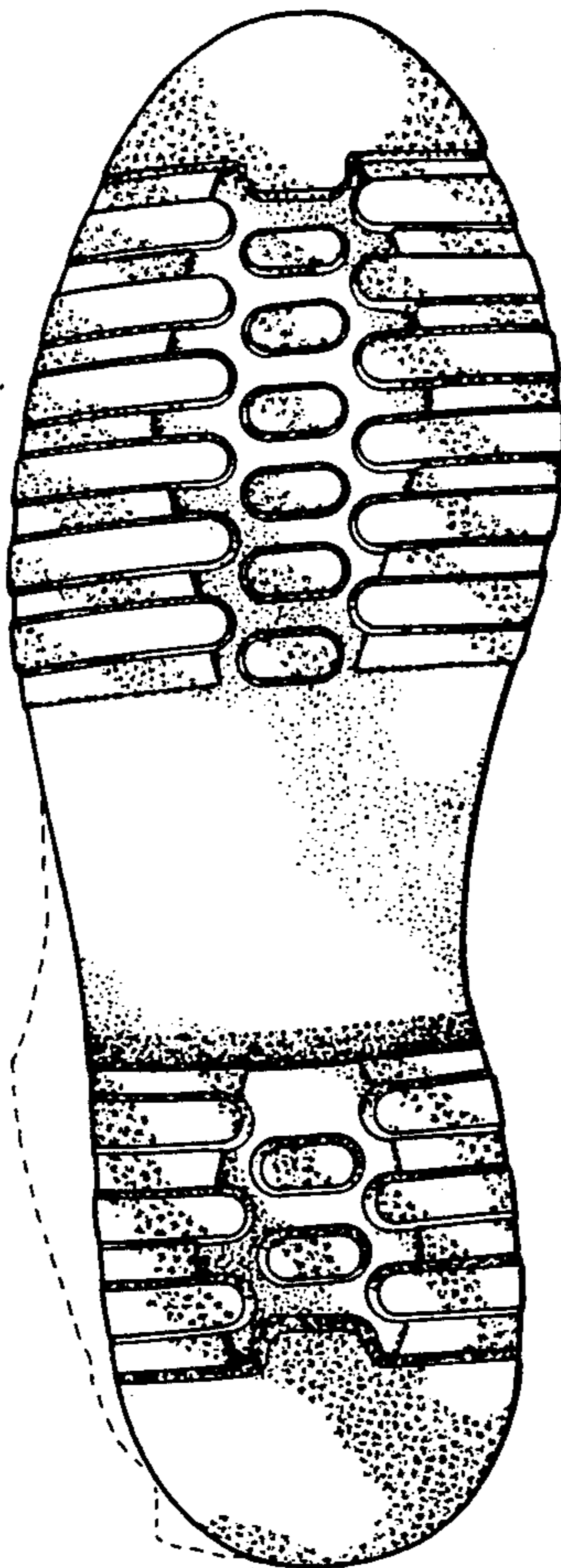
[56] **References Cited**

U.S. PATENT DOCUMENTS

- D. 157,989 4/1950 Lussier .
- D. 248,512 7/1978 Nova et al. .
- D. 253,257 10/1979 Pasquier D2/320
- D. 292,946 12/1987 Stubblefield et al. .
- D. 316,625 5/1991 Bianchini et al. D2/320
- D. 317,225 6/1991 Austin D2/320
- 2,458,952 1/1949 Malluk .

FIG. 1 is a left side elevational view of a shoe outsole showing our new design;
FIG. 2 is a right side elevational view thereof;
FIG. 3 is a front elevational view thereof;
FIG. 4 is a rear elevational view thereof; and,
FIG. 5 is a bottom plan view thereof.

The broken line showing of a shoe upper in FIGS. 1-5 and the area within is environmental only and forms no part of the claimed design.






FIG. 1




FIG. 2

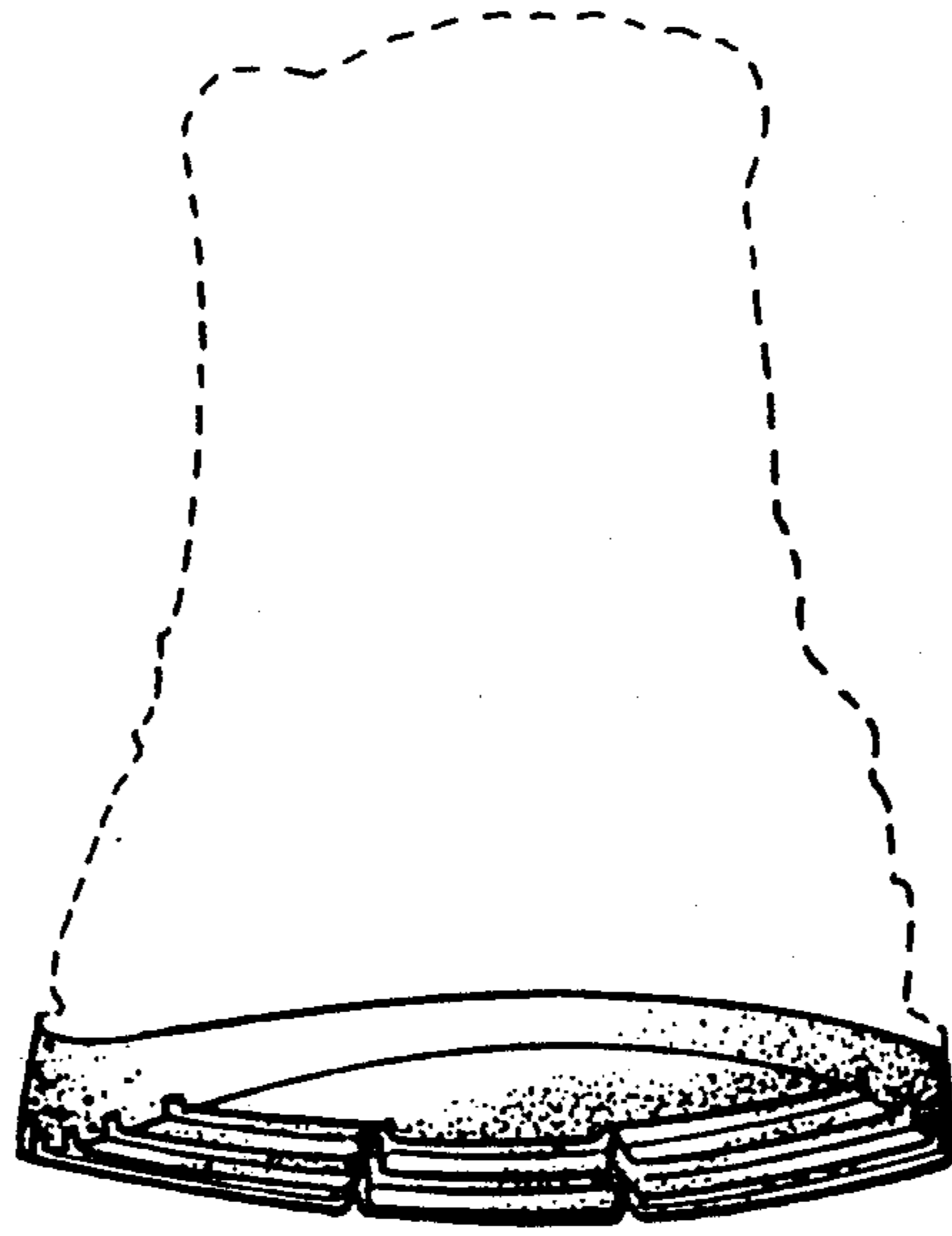


FIG. 3

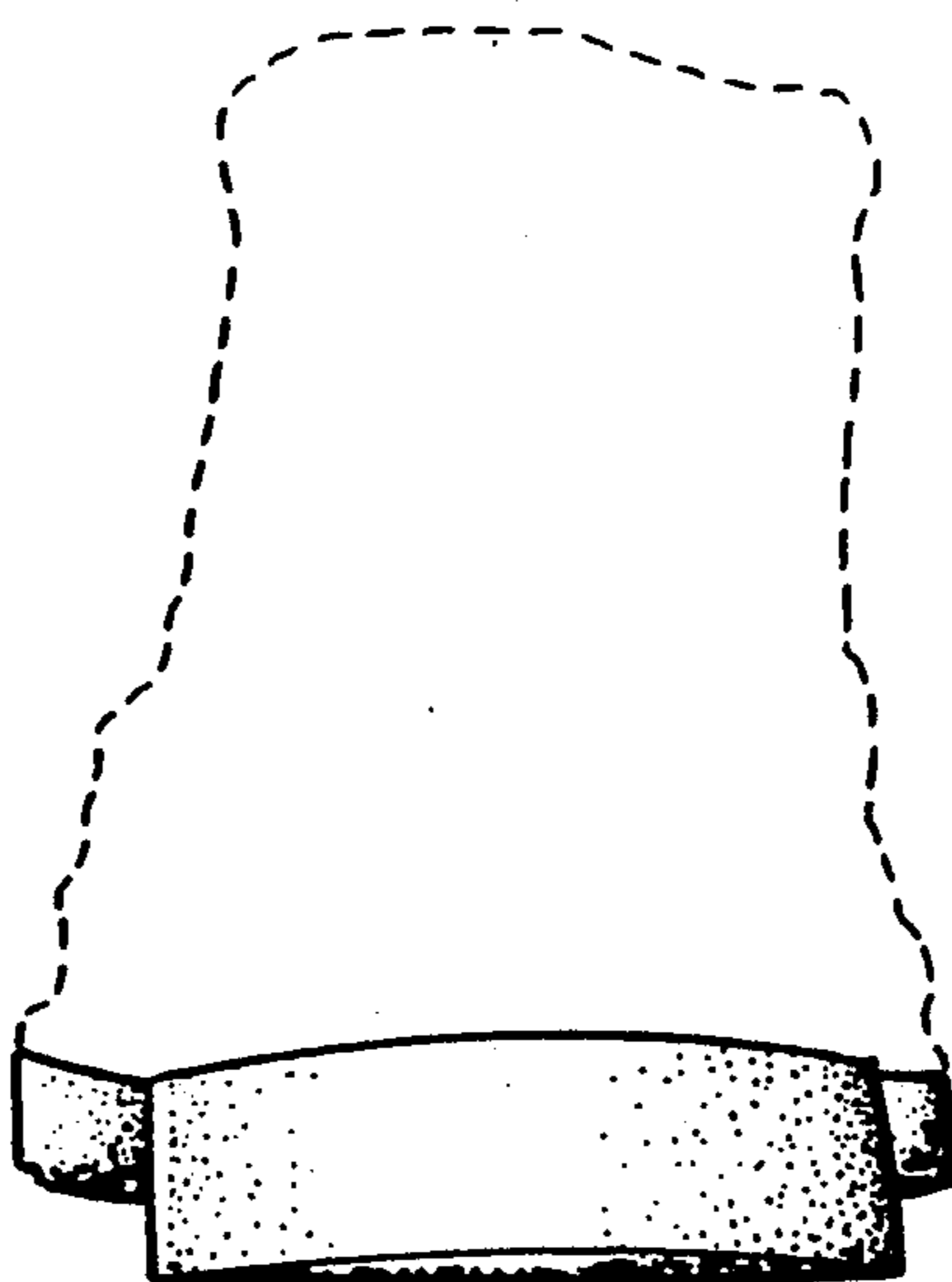


FIG. 4

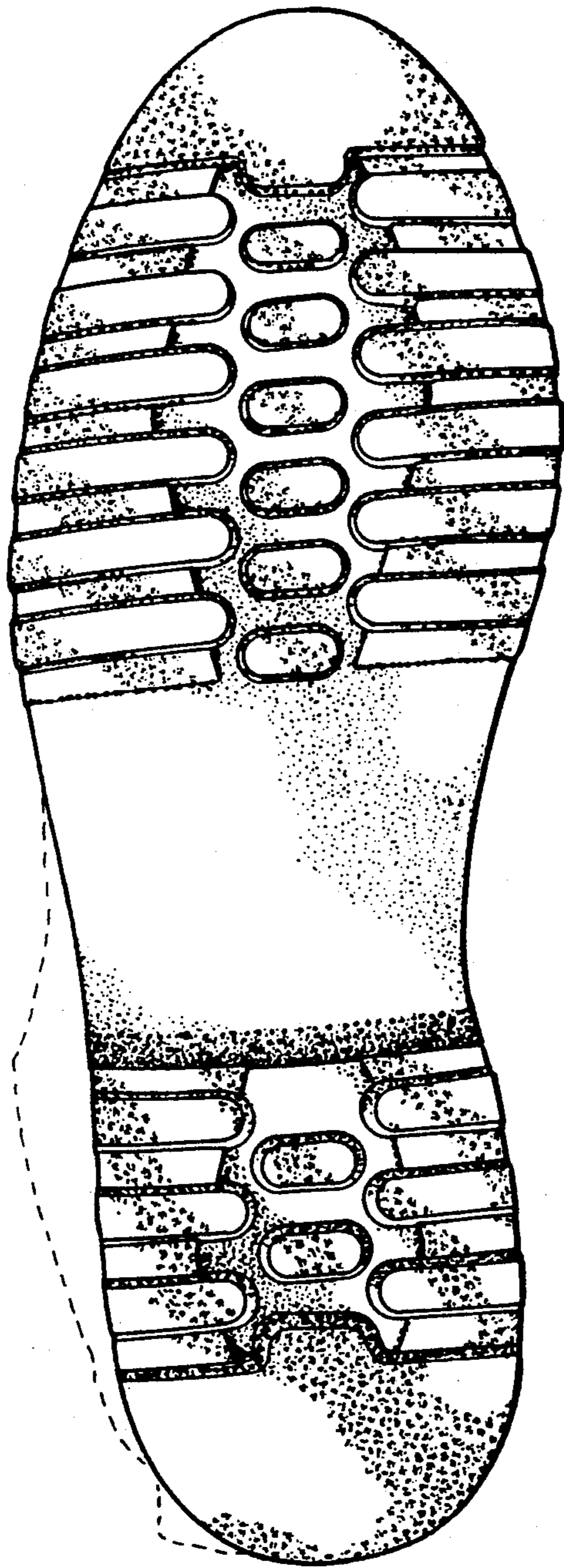


FIG. 5