



US00D325644S

United States Patent [19]

[11] Patent Number: **Des. 325,644**

Yuen

[45] Date of Patent: **** Apr. 21, 1992**

[54] **COMBINED FLASHLIGHT, BLINKER, AND AUDIBLE ALARM**

D. 294,065	2/1988	Wan	D26/38
D. 311,780	10/1990	Urquhart	D26/46
3,292,172	12/1966	Horino	340/321 X
4,468,656	8/1984	Clifford et al.	340/321 X

[75] Inventor: **John S. Yuen, Kowloon, Hong Kong**

[73] Assignee: **John Manufacturing Limited, Kowloon, Hong Kong**

[**] Term: **14 Years**

[21] Appl. No.: **335,523**

[22] Filed: **Apr. 10, 1989**

[30] **Foreign Application Priority Data**

Nov. 1, 1988 [GB] United Kingdom 1054668

[52] U.S. Cl. **D26/38; D26/46**

[58] Field of Search **D26/37-50; 362/157, 158, 183-208; 340/573, 321, 326; D10/114**

[56] **References Cited**

U.S. PATENT DOCUMENTS

D. 274,845	7/1984	Stansbury, Jr. et al.	D26/46
D. 275,423	9/1984	Stansbury, Jr. et al.	D26/38

FOREIGN PATENT DOCUMENTS

1050137 11/1988 United Kingdom .

Primary Examiner—Susan J. Lucas

Attorney, Agent, or Firm—Fay, Sharpe, Beall, Fagan, Minnich & McKee

[57] **CLAIM**

The ornamental design for a combined flashlight, blinker, and audible alarm, as shown and described.

DESCRIPTION

FIG. 1 is a front elevational view of a combined flashlight, blinker, and audible alarm showing my new design;

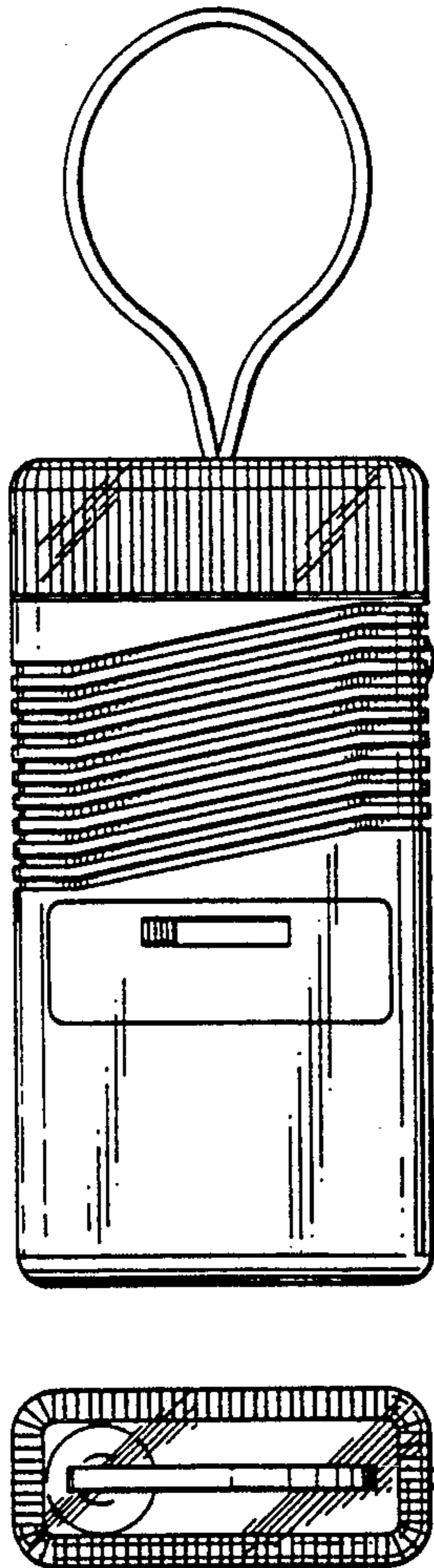
FIG. 2 is a rear elevational view thereof;

FIG. 3 is a top plan view thereof;

FIG. 4 is a left side elevational view thereof;

FIG. 5 is a right side elevational view thereof; and,

FIG. 6 is a bottom plan view thereof.



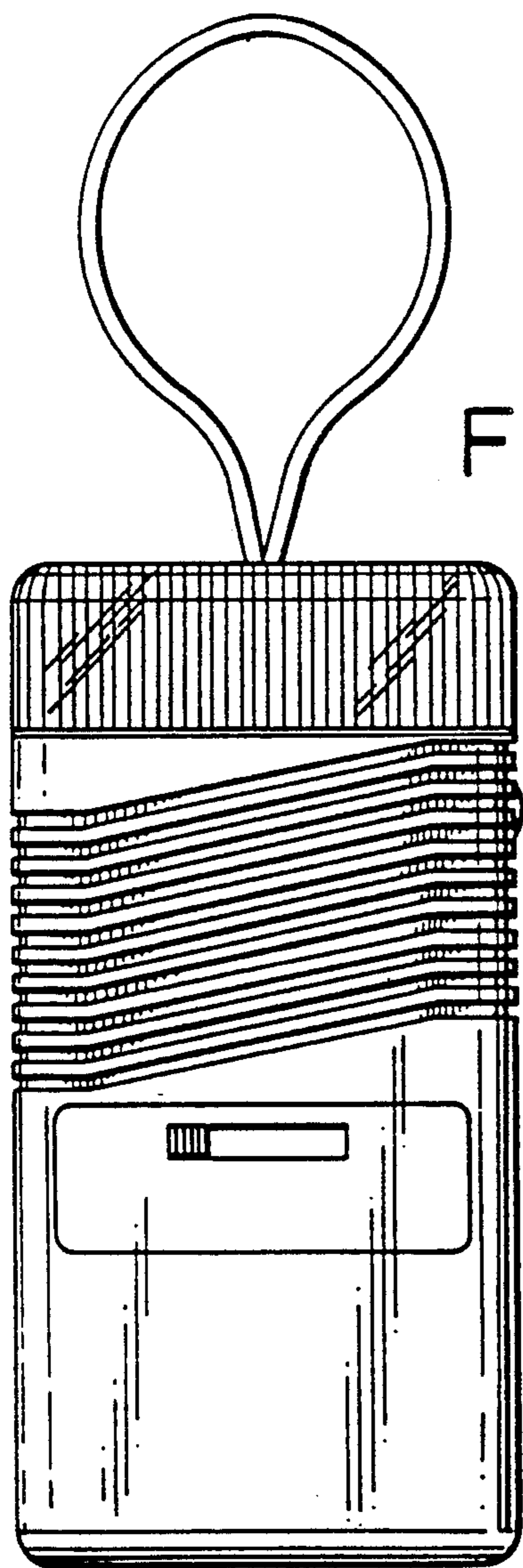


FIG. 1

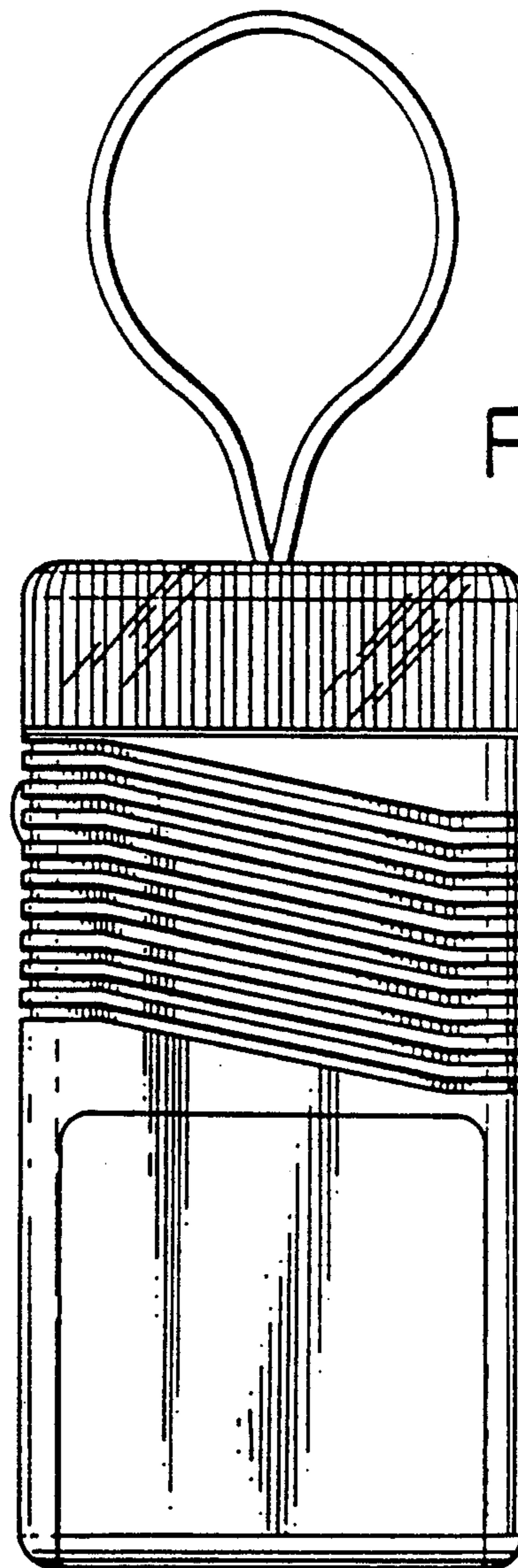


FIG. 2

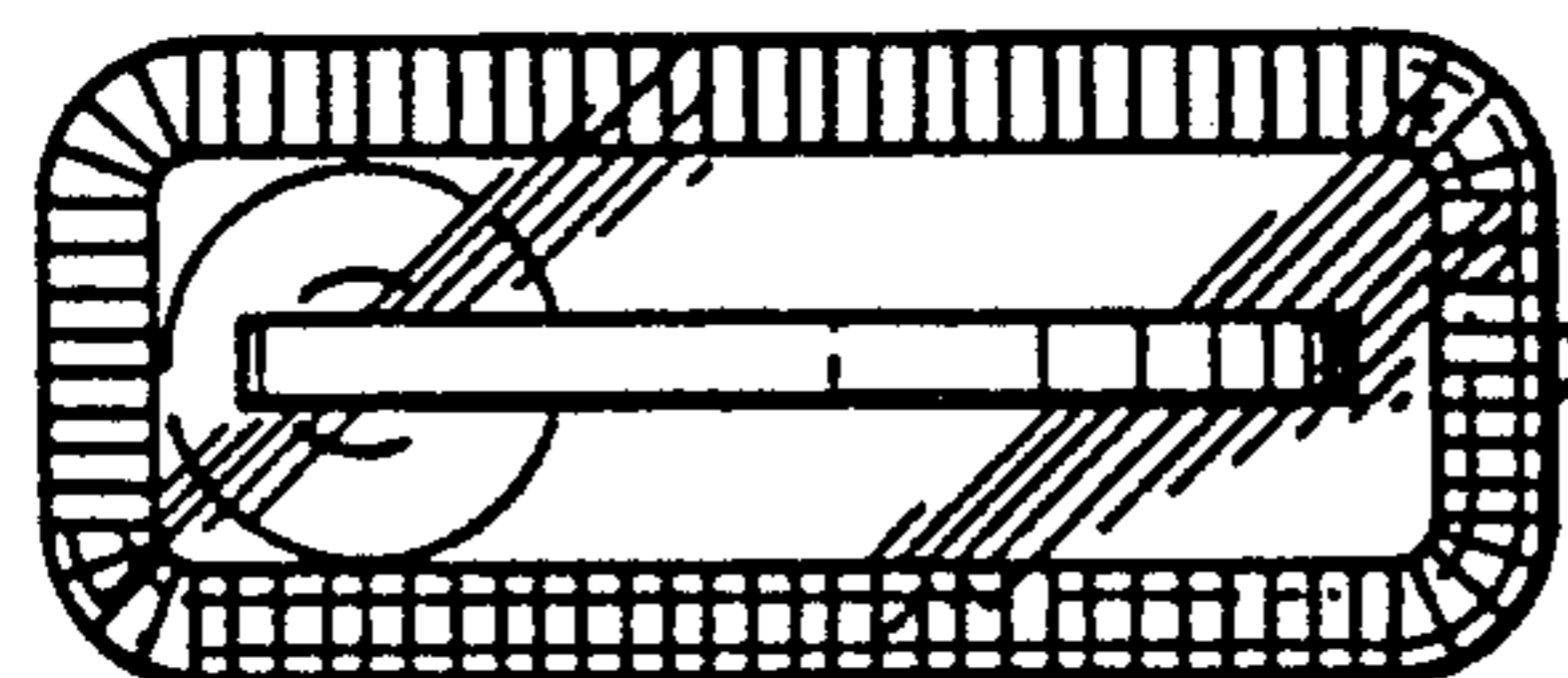


FIG. 3




FIG. 4




FIG. 5




FIG. 6