



US00D325589S

United States Patent [19]

[11] Patent Number: **Des. 325,589**

Cunningham et al.

[45] Date of Patent: **** Apr. 21, 1992**

[54] **GREASE GUN**

1,474,118	11/1923	Rice	222/386
1,583,533	5/1926	Deming	222/386
3,236,417	2/1966	Linton	D9/302 X

[75] Inventors: **Charles B. Cunningham; Stephen M. Potts; Mark J. Slate**, all of Corte Madera, Calif.

Primary Examiner—Bruce W. Dunkins
Assistant Examiner—Antoine D. Davis
Attorney, Agent, or Firm—Sughrue, Mion, Zinn, Macpeak & Seas

[73] Assignee: **NEC Corporation**, Tokyo, Japan

[**] Term: **14 Years**

[57] **CLAIM**

[21] Appl. No.: **400,263**

The ornamental design for grease gun, as shown and described.

[22] Filed: **Aug. 29, 1989**

[52] U.S. Cl. **D15/150**

[58] Field of Search **D15/150; D9/302;**
222/251, 255, 256, 383, 386, 323, 324, 386-392,
397

DESCRIPTION

FIG. 1 is a perspective view of a grease gun showing our new design;

FIG. 2 is a top plan view;

FIG. 3 is a bottom plan view;

FIG. 4 is a rear elevational view;

FIG. 5 is a front elevational view; and,

FIG. 6 is a right side elevational view thereof.

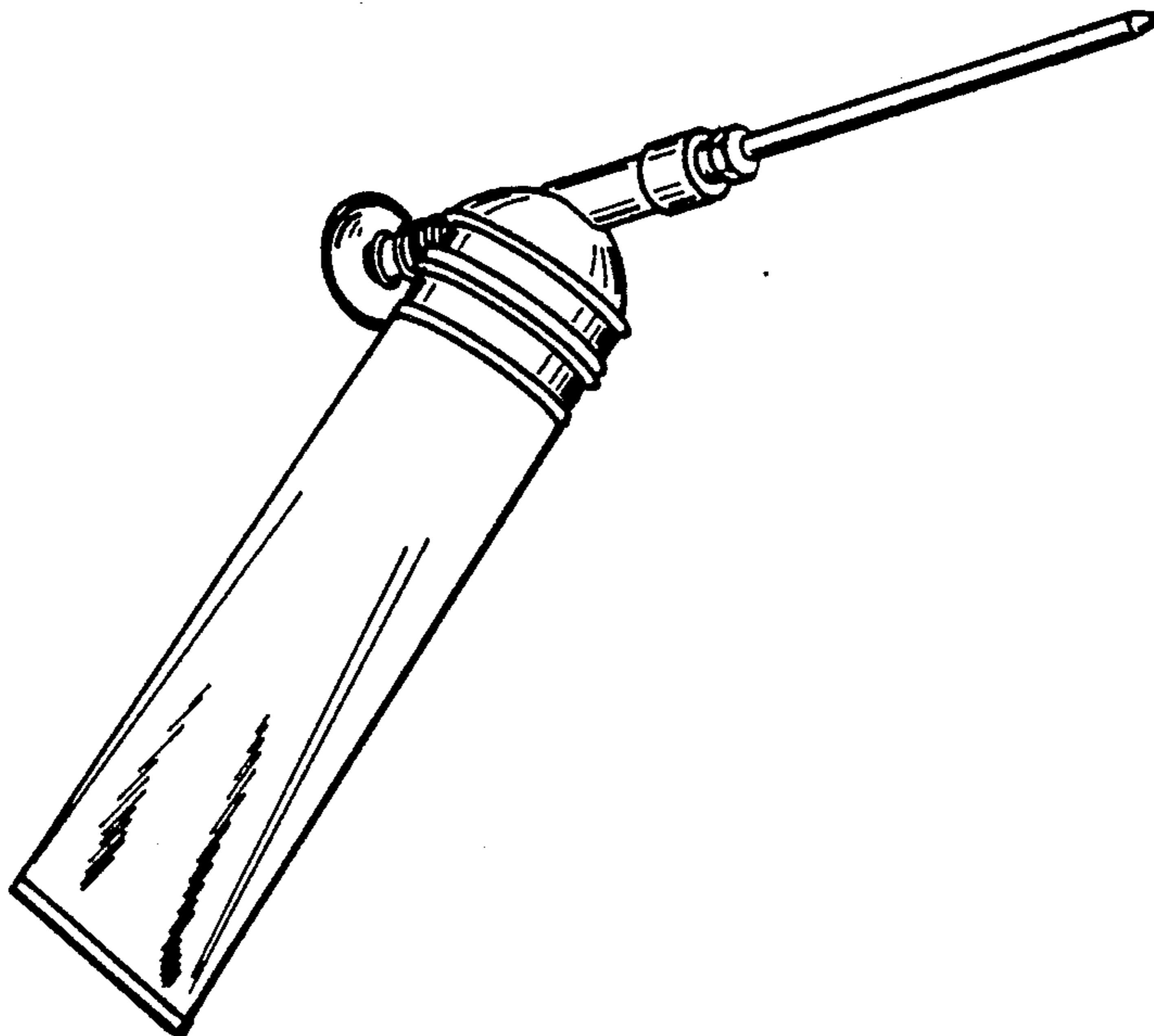
FIGS. 2-6 have been drawn on an enlarged scale with respect to FIG. 1.

The ornamental design for a grease gun, as shown and described.

[56] **References Cited**

U.S. PATENT DOCUMENTS

D. 212,427	10/1968	Korol et al.	D6/541
D. 213,426	3/1969	Goff	D9/302
D. 262,094	12/1981	Tiboldo	D9/302
1,320,858	11/1919	Hitch	222/386 X
1,434,117	10/1922	Hazard	222/386



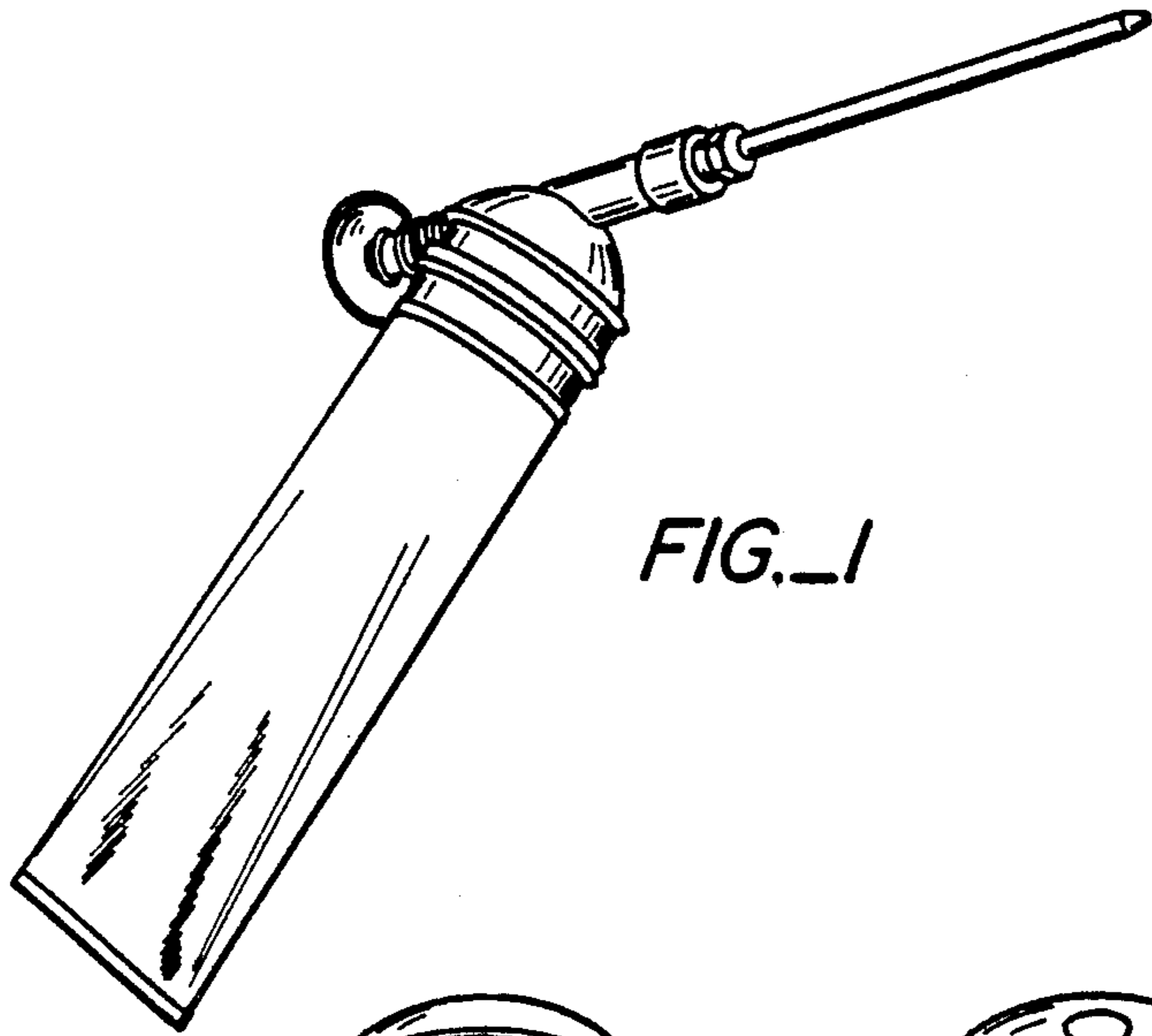


FIG. 1

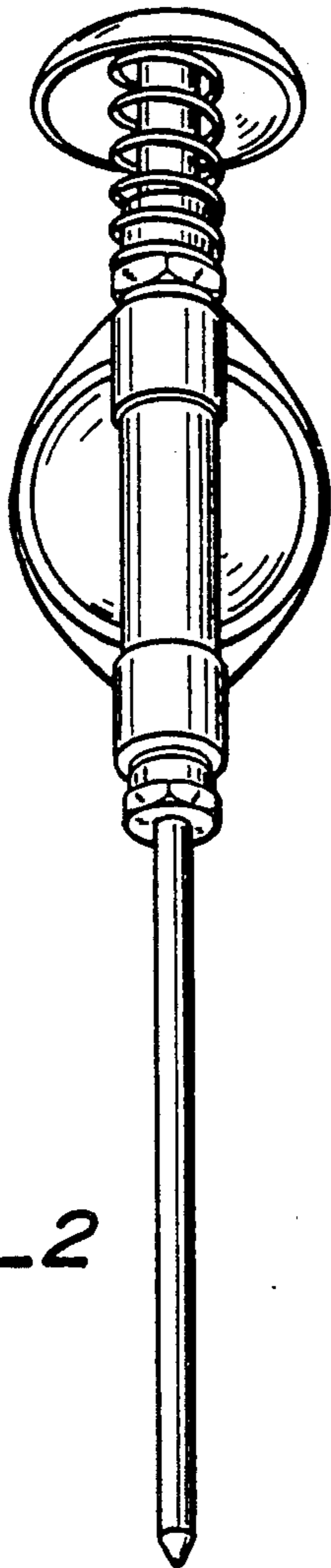


FIG. 2

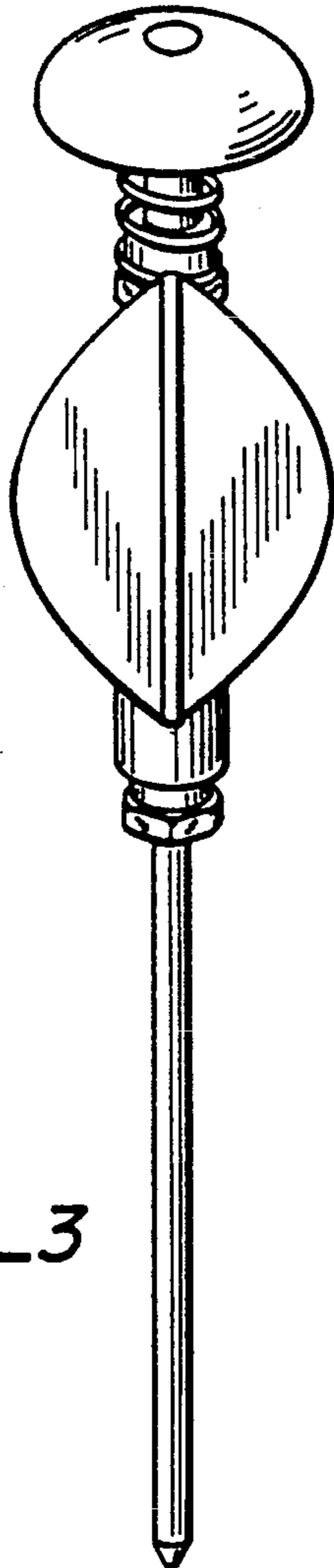


FIG. 3




FIG. 4




FIG. 5

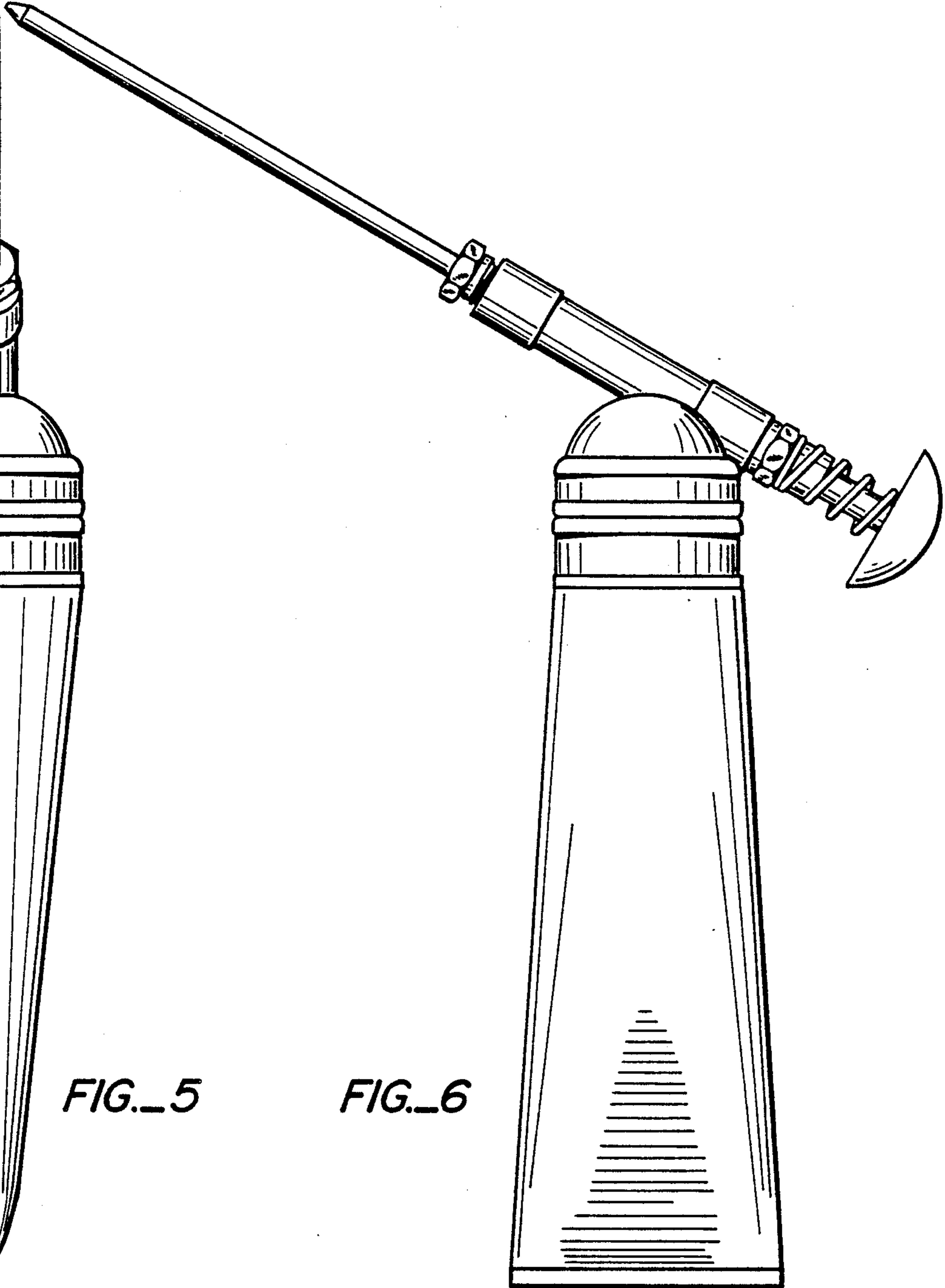


FIG. 6