



US00D325573S

United States Patent [19]

[11] Patent Number: **Des. 325,573**

Glegg et al.

[45] Date of Patent: **** Apr. 21, 1992**

[54] MEMORY STORAGE CARTRIDGE

[75] Inventors: **Andrew Glegg, Herts.; Martin P. Riddiford, London, both of England**

[73] Assignee: **Psion PLC, London, England**

[**] Term: **14 Years**

[21] Appl. No.: **496,613**

[22] Filed: **Mar. 21, 1990**

[52] U.S. Cl. **D14/114**

[58] Field of Search **D14/100, 114, 121, 125; D3/35; D18/11, 12, 22; 206/312, 444; 273/148 B; 360/97.01-99.12, 132, 133; 361/392, 394, 395; 174/52.1, 52.4; 369/291; D13/199**

[56] References Cited

U.S. PATENT DOCUMENTS

- D. 277,189 1/1985 Shibata D14/114
- D. 281,504 11/1985 Davis et al. D14/114
- D. 289,765 5/1987 Eto et al. D14/114
- D. 290,705 7/1987 Yomo D14/114
- D. 302,427 7/1989 Pushelberg D14/114
- D. 311,737 10/1990 Westwood et al. D14/114
- 4,823,311 4/1989 Hunter et al. D18/12 X

OTHER PUBLICATIONS

Bell Atlantic Business Supplies, 1988, p. 14, 3M Compact Tape Cartridge.

Primary Examiner—Wallace R. Burke

Assistant Examiner—Freda S. Nunn

Attorney, Agent, or Firm—Kilpatrick & Cody

[57] CLAIM

The ornamental design for a memory storage cartridge, as shown and described.

DESCRIPTION

FIG. 1 is a top front side perspective view of a memory storage cartridge showing our new design;

FIG. 2 is a bottom plan view thereof;

FIG. 3 is a side elevational view thereof opposite that shown in FIG. 1;

FIG. 4 is a rear elevational view thereof;

FIG. 5 is a top front side perspective view of a second embodiment of our design;

FIG. 6 is a bottom plan view thereof;

FIG. 7 is a side elevational view thereof opposite that shown in FIG. 5;


FIG. 8 is a rear elevational view thereof;


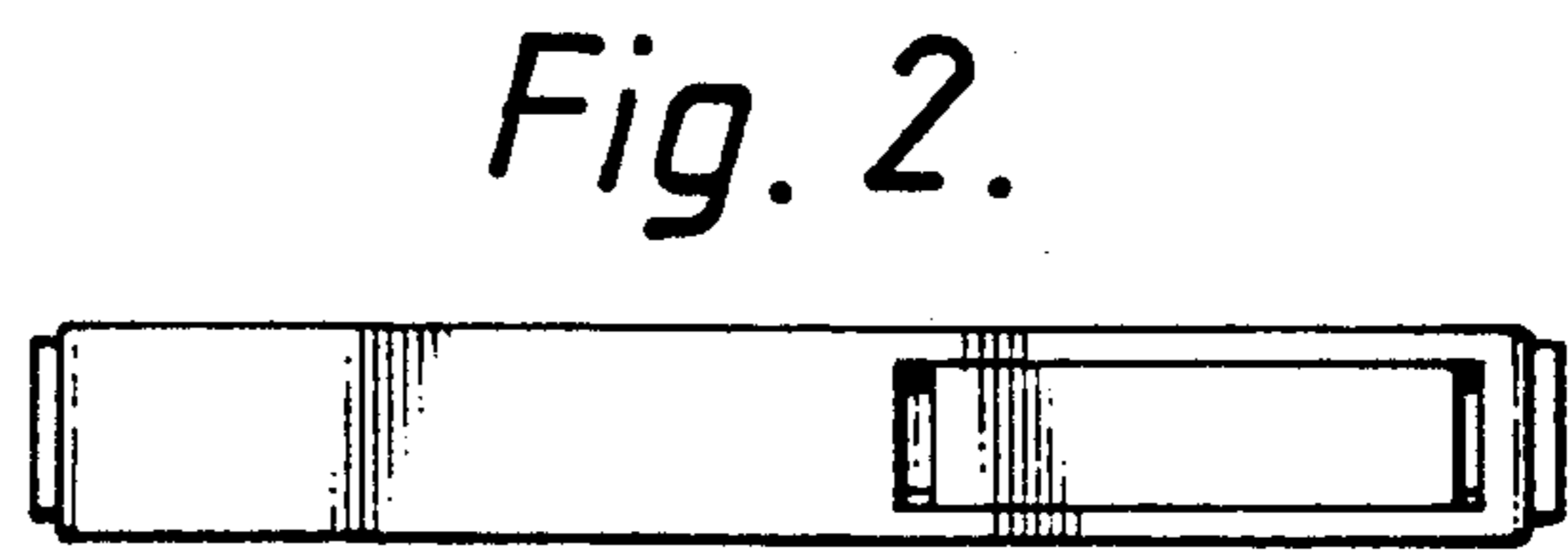

FIG. 9 is a top front side perspective view of a third embodiment of our design;


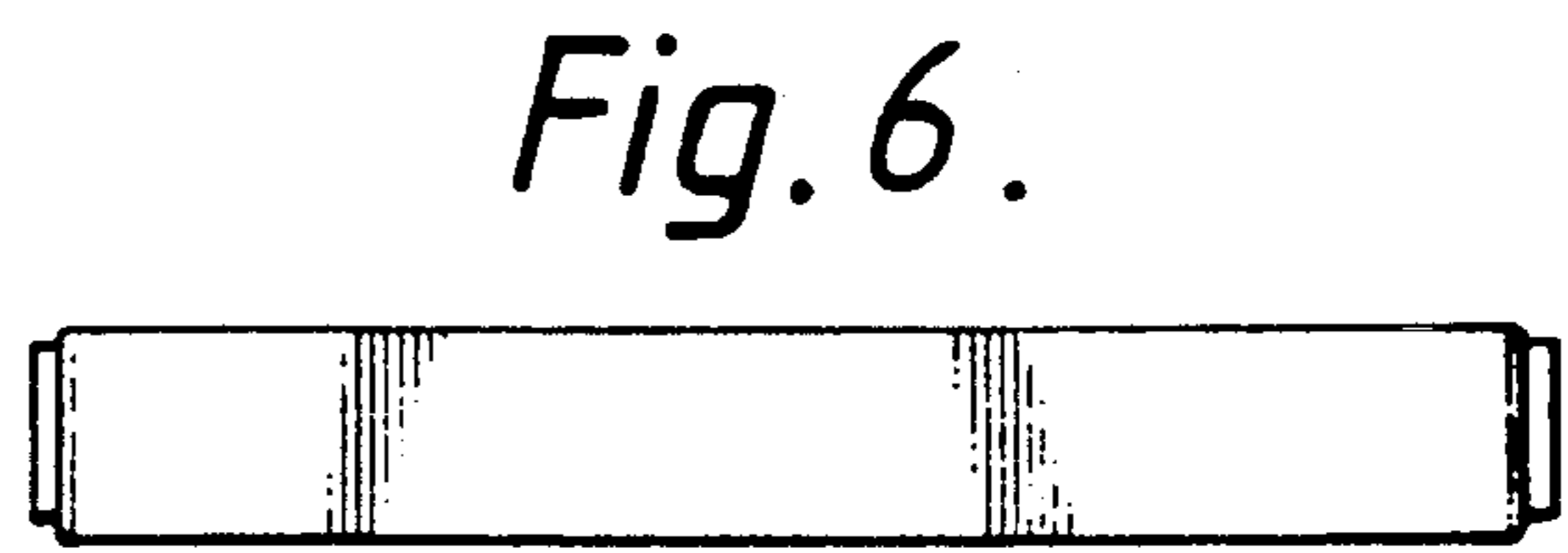
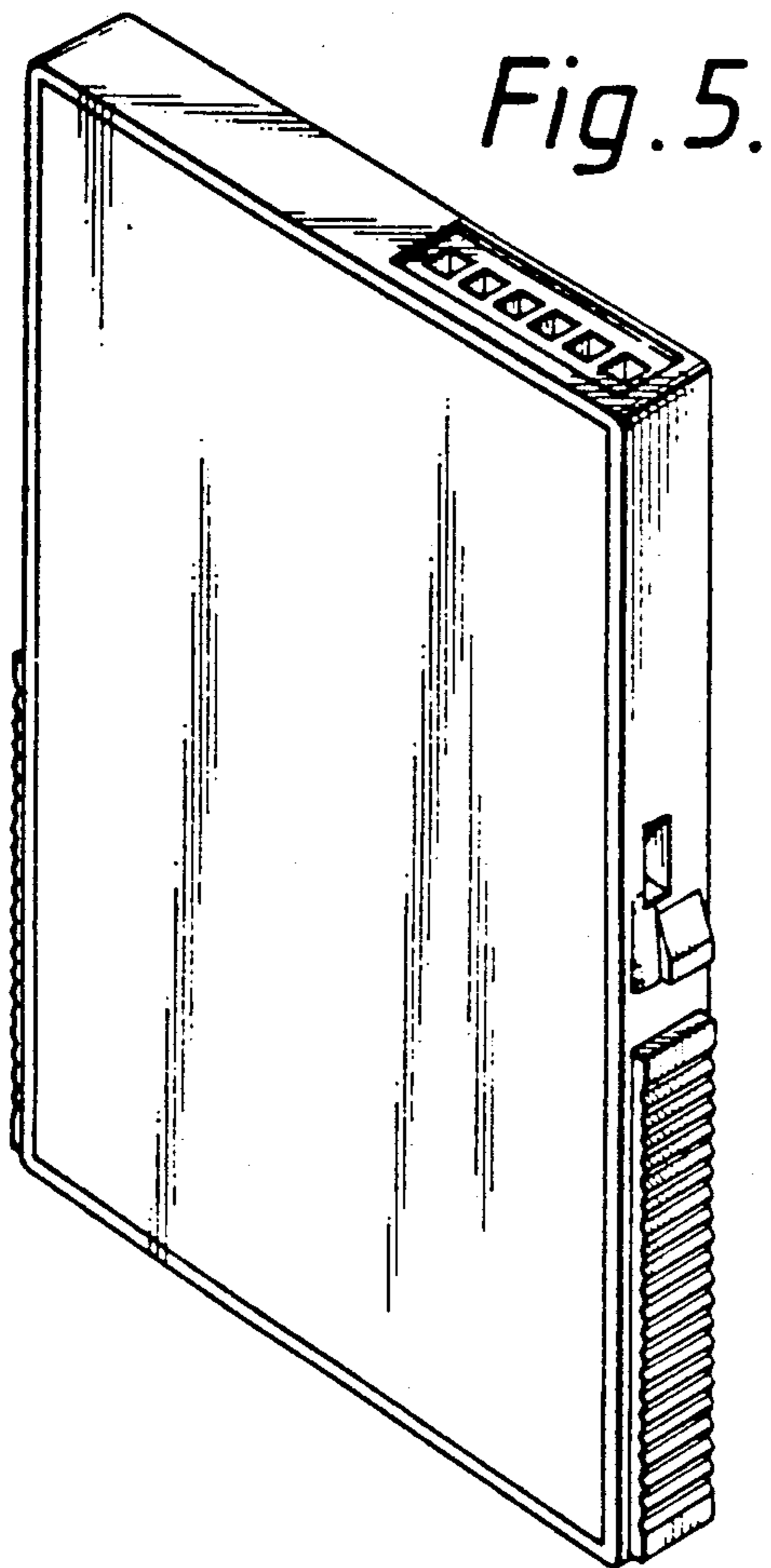
FIG. 10 is a bottom plan view thereof;

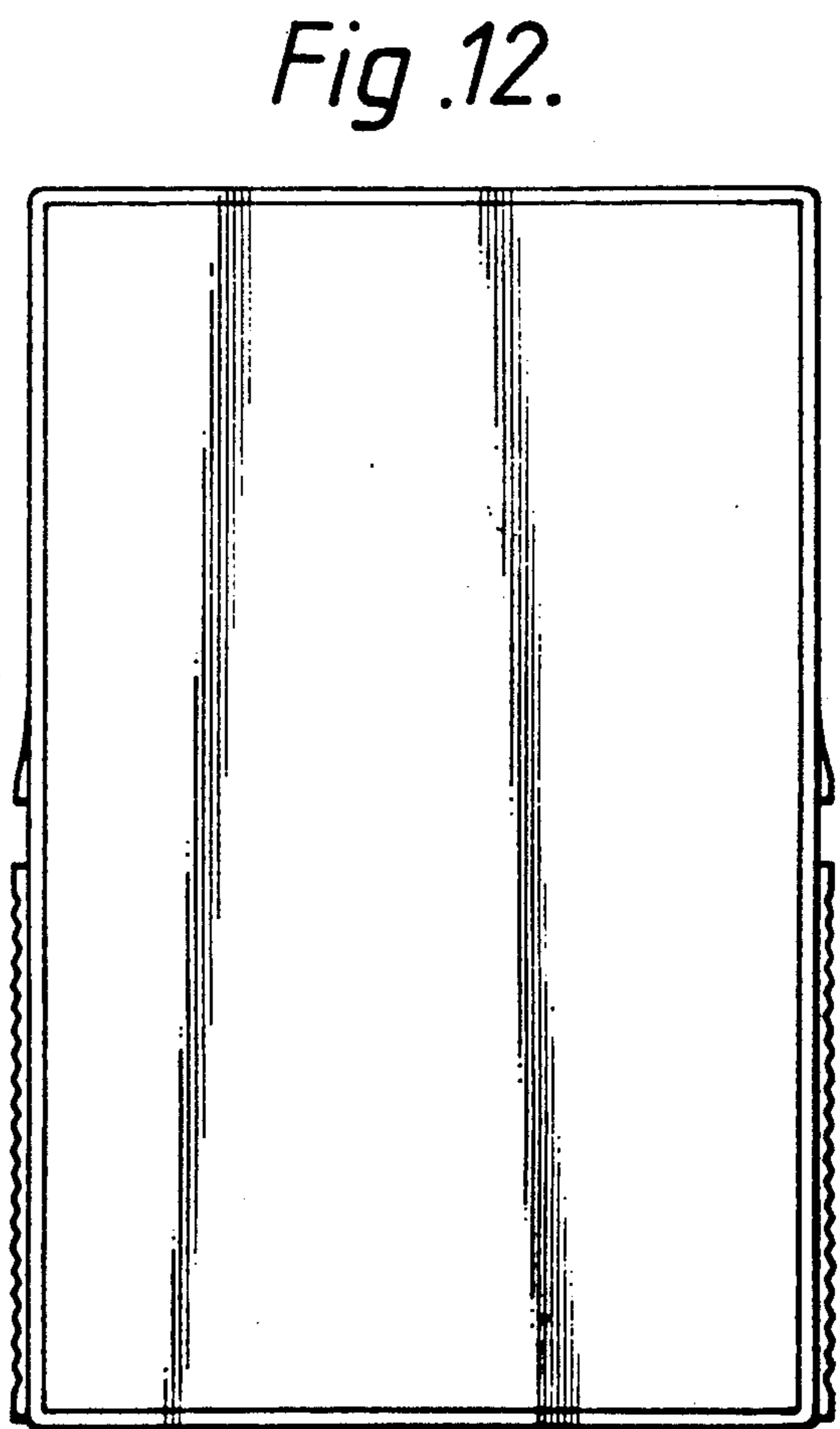
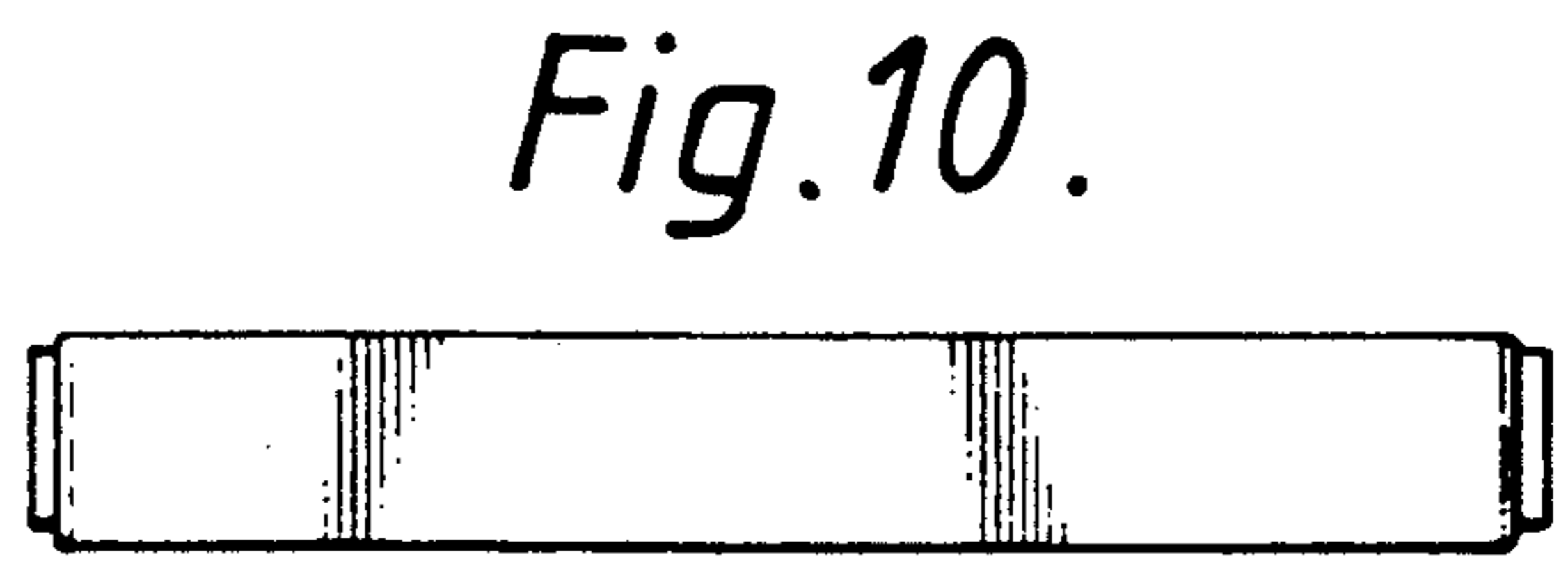
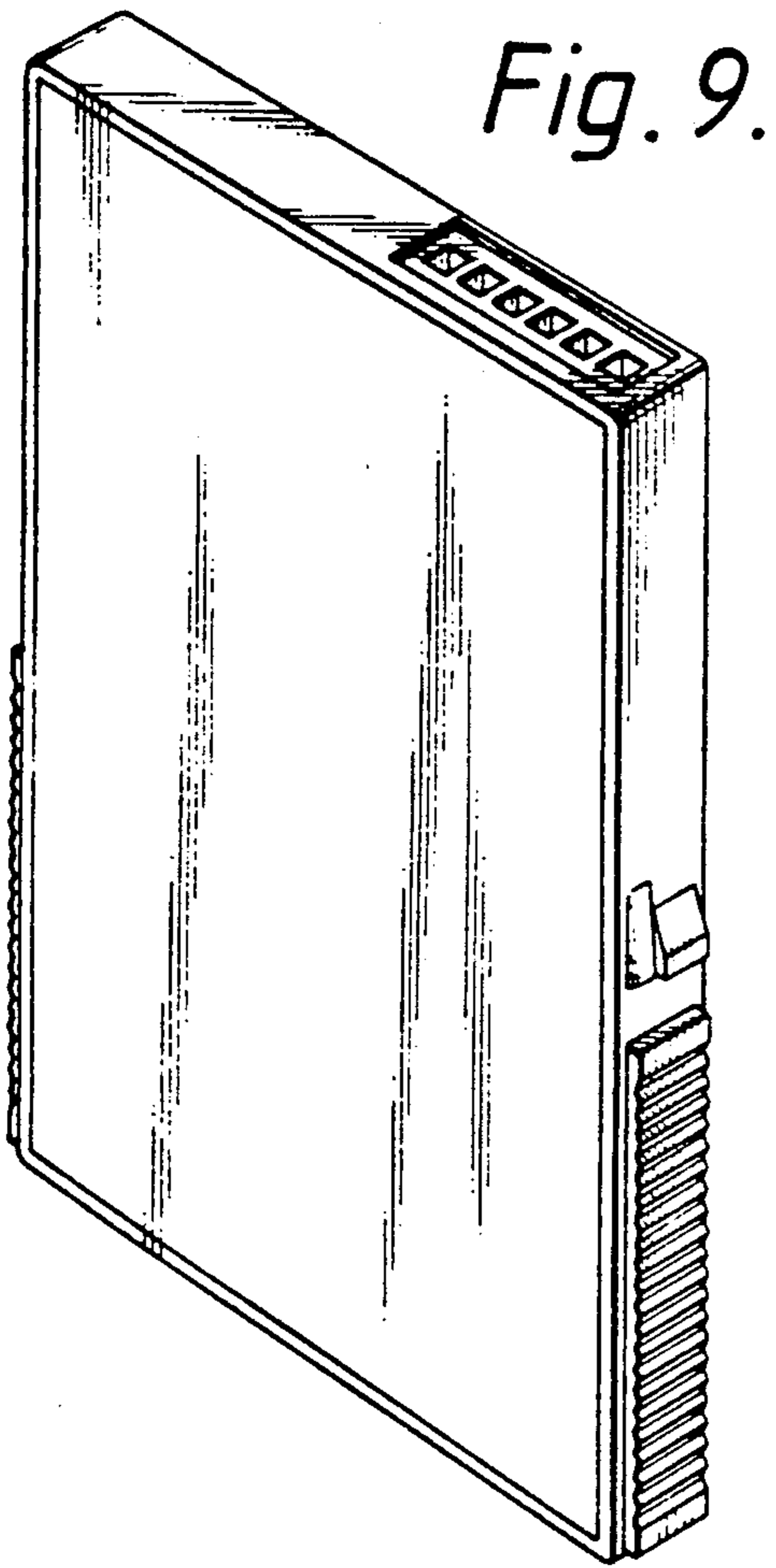
FIG. 11 is a side elevational view thereof opposite that shown in FIG. 9; and,

FIG. 12 is a rear elevational view thereof.









UNITED STATES PATENT AND TRADEMARK OFFICE
CERTIFICATE OF CORRECTION

PATENT NO. : Des. 325,573
DATED : April 21, 1992
INVENTOR(S) : Andrew Clegg and Martin P. Riddiford

It is certified that error appears in the above-identified patent and that said Letters Patent is hereby corrected as shown below:

The Title Page:

Delete "Glegg et al." and insert --Clegg et al.--
Delete "Andrew Glegg" and insert --Andrew Clegg--

**Signed and Sealed this
Seventh Day of July, 1992**

Attest:

DOUGLAS B. COMER

Attesting Officer

Acting Commissioner of Patents and Trademarks