



US00D325531S

United States Patent [19]

[11] Patent Number: **Des. 325,531**

Bulgari

[45] Date of Patent: **** Apr. 21, 1992**

[54] **WRISTWATCH**

[75] Inventor: **Gianni Bulgari, Rome, Italy**

[73] Assignee: **Gianni Bulgari S.p.A., Rome, Italy**

[*] Notice: The portion of the term of this patent subsequent to Apr. 21, 2006 has been disclaimed.

[**] Term: **14 Years**

[21] Appl. No.: **302,868**

[22] Filed: **Jan. 30, 1989**

[30] **Foreign Application Priority Data**

Nov. 29, 1988 [IT] Italy 53573/88[U]
 [52] U.S. Cl. **D10/39**
 [58] Field of Search D10/30-33,
 D10/38, 39, 122-126; 368/223-232, 276-278,
 281, 292-296

[56] **References Cited**

U.S. PATENT DOCUMENTS

D. 178,770 9/1956 Doerwald D10/39

D. 178,771 9/1956 Doerwald D10/39
 D. 216,322 12/1969 Forey D10/31
 D. 220,051 3/1971 Gsell D10/39
 D. 251,055 2/1979 Sulek D10/38
 D. 279,359 6/1985 Szigeti D10/39 X

OTHER PUBLICATIONS

European Journal, Watch No. #9, 8/1978, p. 13.

Primary Examiner—Bruce W. Dunkins
Assistant Examiner—Antoine D. Davis
Attorney, Agent, or Firm—Sughrue, Mion, Zinn
 Macpeak & Seas

[57] **CLAIM**

The ornamental design for a wristwatch, as shown.

DESCRIPTION

FIG. 1 is a front elevational view of a wristwatch showing my new design;
 FIG. 2 is a top plan view;
 FIG. 3 is a bottom plan view;
 FIG. 4 is a left side elevational view;
 FIG. 5 is a right side elevational view;
 FIG. 6 is a rear elevational view; and,
 FIG. 7 is a perspective view thereof.

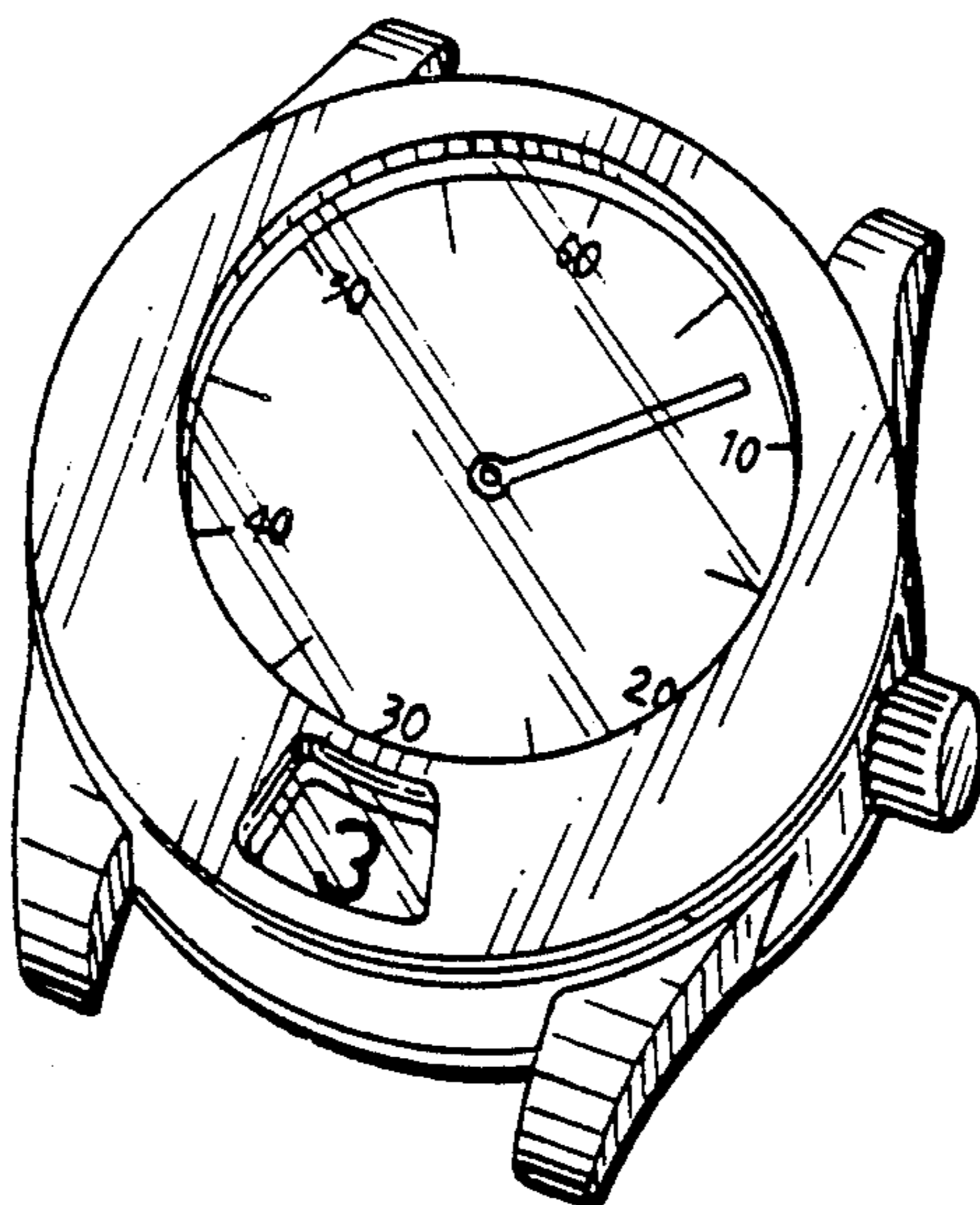


FIG. 2



FIG. 4



FIG. 1

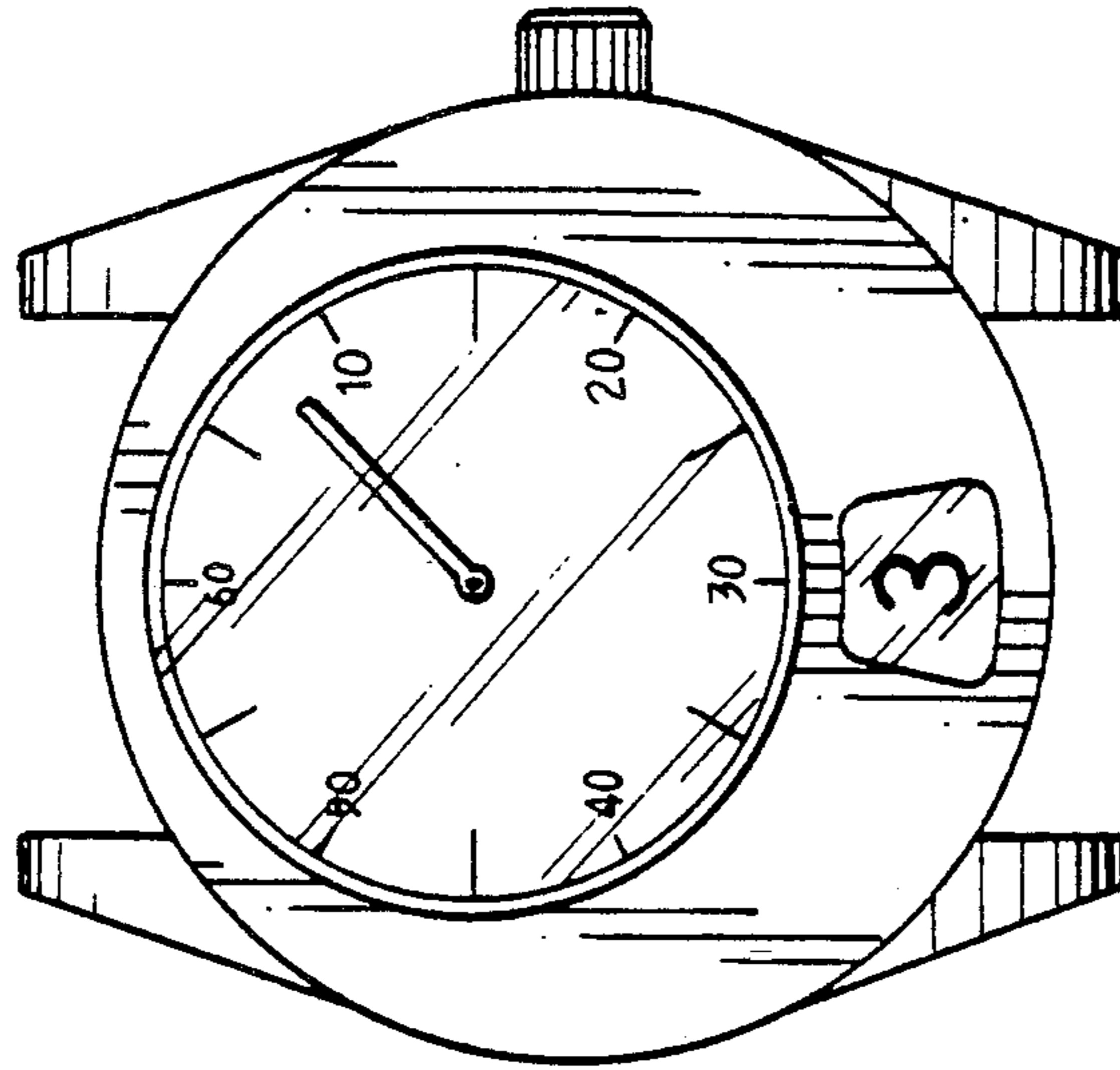


FIG. 5



FIG. 6

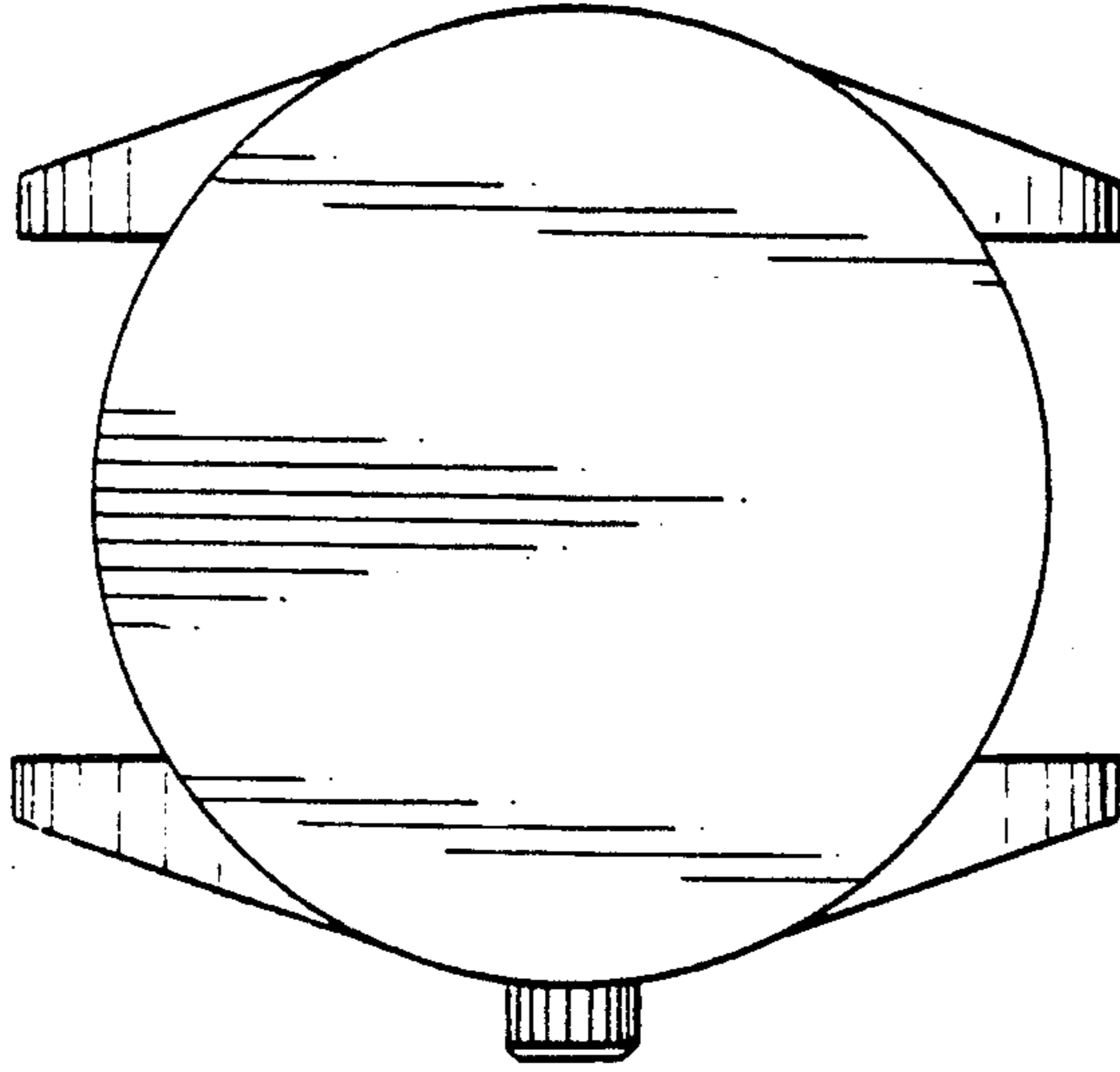


FIG. 3

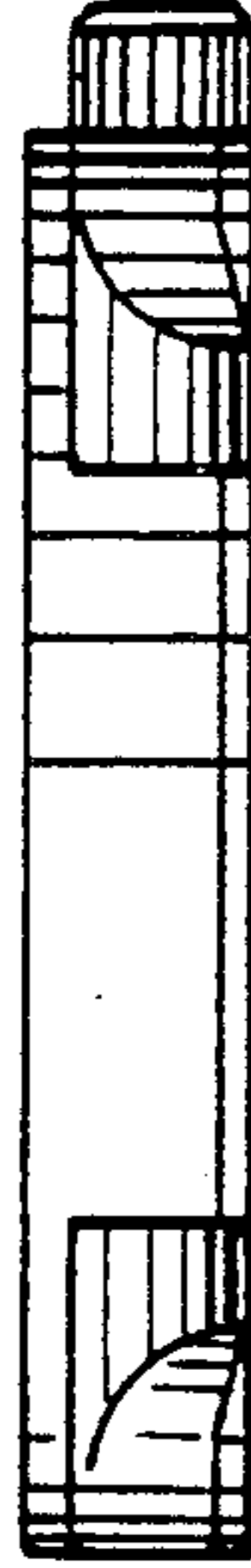


FIG. 7

