



US00D325529S

# United States Patent [19]

[11] Patent Number: **Des. 325,529**

**Crocco**

[45] Date of Patent: **\*\* Apr. 21, 1992**

[54] **COMBINED WRISTWATCH AND STRAP**

[75] Inventor: **Carlo Crocco, Lugano, Switzerland**

[73] Assignee: **MDM SA. Geneve, Geneva, Switzerland**

[\*\*] Term: **14 Years**

[21] Appl. No.: **429,961**

[22] Filed: **Oct. 30, 1989**

[30] **Foreign Application Priority Data**

May 23, 1989 [IB] Int'l Pat. Institute ..... **DM/013635**

[52] U.S. Cl. .... **D10/32**

[58] Field of Search ..... **D10/1-40, D10/122-132; 368/280-282, 285, 276, 277; D11/1-4**

[56] **References Cited**

**U.S. PATENT DOCUMENTS**

- D. 195,421 6/1963 Huguenin ..... D10/39
- D. 264,945 6/1982 Pennell ..... D10/32
- D. 314,517 2/1991 DuBois ..... D10/39

**FOREIGN PATENT DOCUMENTS**

365027 11/1962 Switzerland ..... D10/39

**OTHER PUBLICATIONS**

- Skin Diver*—Nov. 1979—p. 19—watches at top.
- Jeweler's Circular*—Keystone—Apr. 1988, p. 87—watches at left center.
- European Jeweler*—Mar. 1982—p. 127—watches at top and bottom center.

*Primary Examiner*—Nelson C. Holtje  
*Attorney, Agent, or Firm*—McGlew & Tuttle

[57] **CLAIM**

The ornamental design for a combined wristwatch and strap, as shown.


**DESCRIPTION**

- FIG. 1 is a top plan view of a combined wristwatch and strap showing my new design;
- FIG. 2 is a bottom plan view thereof;
- FIG. 3 is a front elevational view thereof;
- FIG. 4 is a right side elevational view thereof;
- FIG. 5 is a right side elevational view thereof; and,
- FIG. 6 is a left side elevational view thereof.







**FIG. 1**



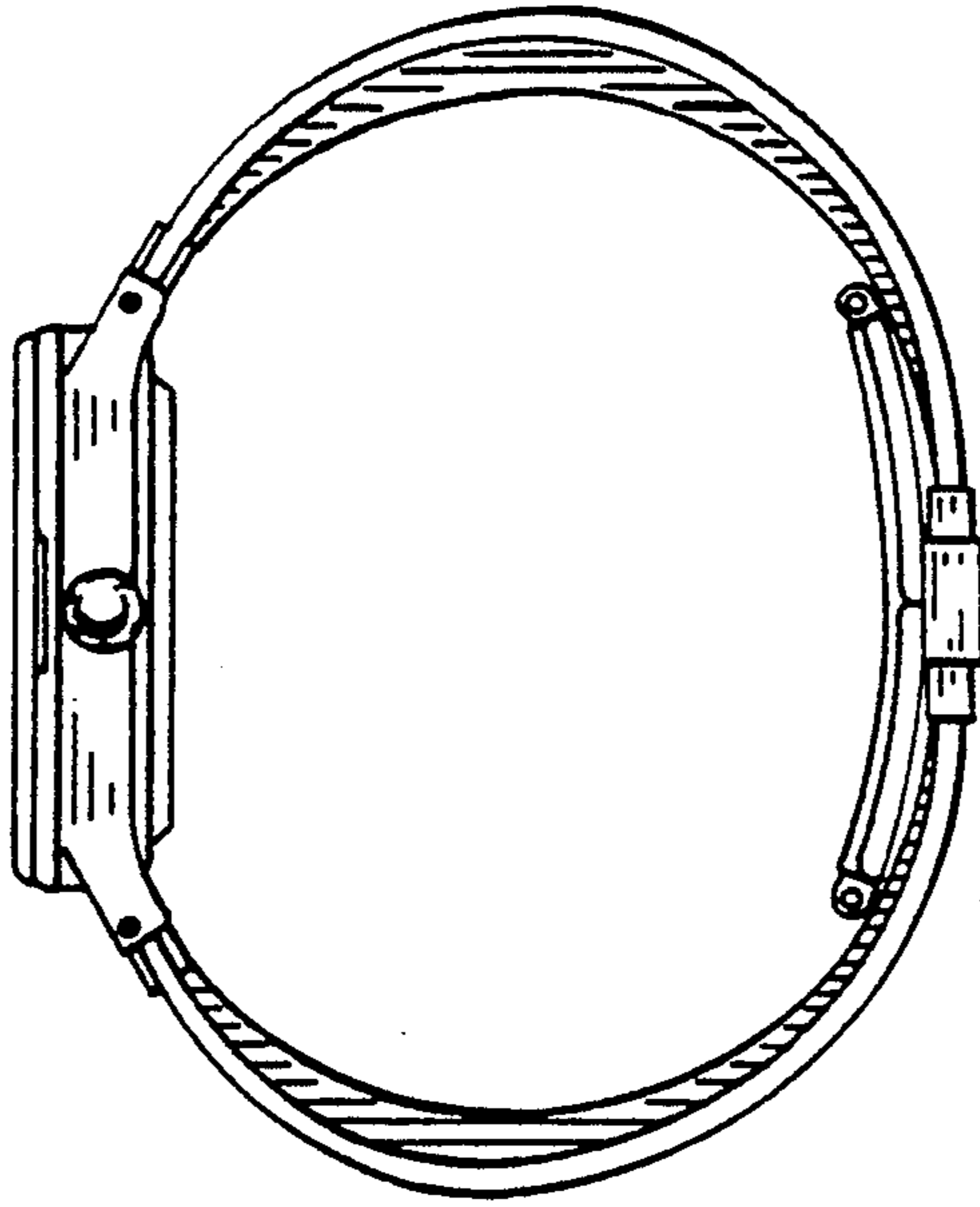
**FIG. 2**



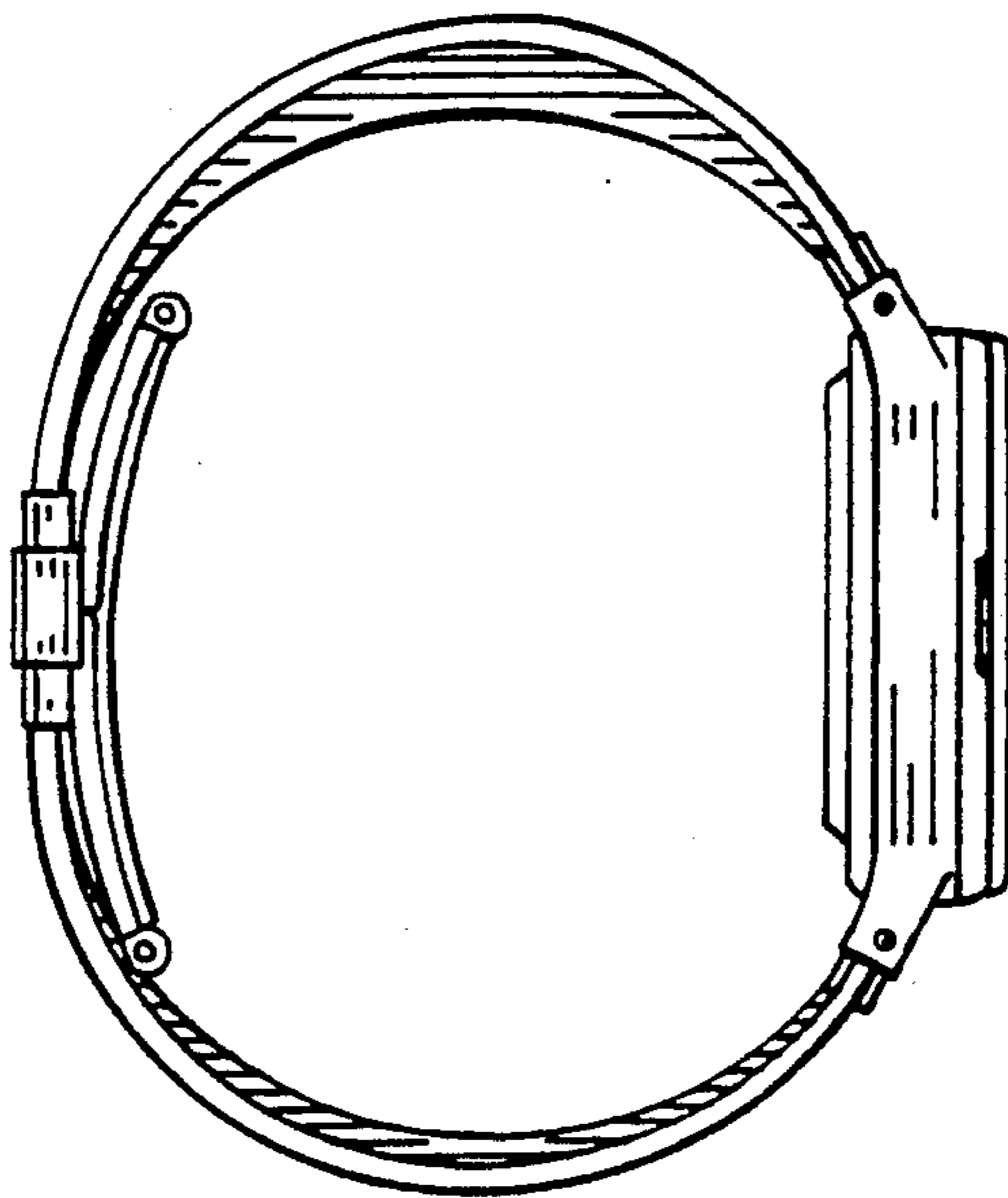
**FIG. 3**



**FIG. 4**



**FIG. 5**



**FIG. 6**