



US00D325517S

United States Patent [19]

[11] Patent Number: Des. 325,517

Best et al.

[45] Date of Patent: ** Apr. 21, 1992

[54] PORTION OF A KEY BLADE BLANK

4,964,288 10/1990 Braun et al. 70/406

[75] Inventors: **Walter E. Best; Timothy R. Bjornson,**
both of Indianapolis; **James W. Borgmann, Carmel; Gary R. Jacobs,**
Indianapolis, all of Ind.

FOREIGN PATENT DOCUMENTS

258614	4/1965	Australia	70/406
220505	8/1961	Austria	70/406
88591	2/1960	Denmark	70/406
305953	3/1989	European Pat. Off.	70/406
1355188	6/1974	United Kingdom	70/406

[73] Assignee: **Best Lock Corporation, Indianapolis, Ind.**

OTHER PUBLICATIONS

Ilco Unican Corp. Catalogue No. 60R (1984) Key Blank #1178 (p. 2).

Ilco Unican Corp. Catalogue No. 60R (1984) Key Blank #D1054KA (p. 8).

Ilco Unican Corp. Catalogue No. 60R (1984) Key Blank #1054HT (p. 13).

[**] Term: **14 Years**

Primary Examiner—Brian N. Vinson

Attorney, Agent, or Firm—Barnes & Thornburg

[21] Appl. No.: **677,828**

[22] Filed: **Mar. 29, 1991**

[52] U.S. Cl. **D8/347**

[58] Field of Search **D8/347-348;**
70/393, 402, 405-407, 419-420, 347-348,
355-356, 357, DIG. 14

[57] CLAIM

The ornamental design for a portion of a key blade blank, as shown and described.

[56] References Cited

U.S. PATENT DOCUMENTS

D. 95,077	4/1935	Schlage	D8/347
D. 278,880	5/1985	Widen	D8/347
1,782,464	11/1930	Falk	70/406
2,059,129	10/1936	Maxwell et al.	70/419 X
2,803,959	8/1957	Schlage	70/347 X
3,499,304	3/1970	Naujoks	70/406
3,605,463	9/1971	Epstein	70/419 X
4,608,842	9/1986	Tietz	70/419 X
4,683,740	8/1987	Errani	70/419
4,787,225	11/1988	Häuser	70/407 X

DESCRIPTION

FIG. 1 is a front elevational view of a portion of a key blade blank showing our new design;

FIG. 2 is a reduced left side elevational view thereof;

FIG. 3 is a reduced right side elevational view thereof;

FIG. 4 is a reduced top plan view thereof; and,

FIG. 5 is a reduced bottom plan view thereof.


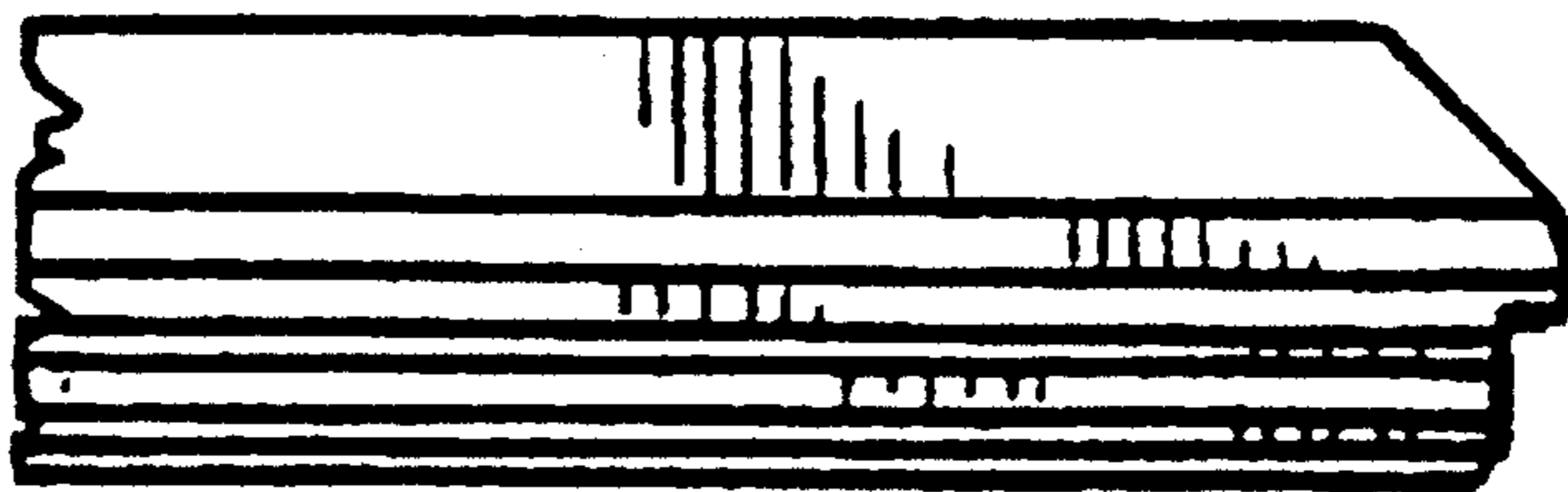





FIG. 2




FIG. 1




FIG. 3




FIG. 4




FIG. 5