



US00D325501S

United States Patent [19]

Feng

[11] Patent Number: Des. 325,501

[45] Date of Patent: ** Apr. 21, 1992

[54] INTEGRATED CIRCUIT INSERTION TOOL

[76] Inventor: Yee C. Feng, 5F-1, No. 189, Sec. 2, Chang An E. Rd., Taipei, Taiwan

[**] Term: 14 Years

[21] Appl. No.: 430,391

[22] Filed: Nov. 2, 1989

[52] U.S. Cl. D8/52

[58] Field of Search D8/14, 52; 29/741, 758, 29/764; 294/99.2

4,723,361	2/1988	Carlson et al.	29/741
4,781,408	11/1988	Hernandez	294/99.2
4,873,761	10/1989	Korsunsky et al.	29/741
4,879,806	11/1989	Feng	29/758

Primary Examiner—Melvin B. Feifer
Assistant Examiner—Philip Hyder
Attorney, Agent, or Firm—Varndell Legal Group

[57] CLAIM

The ornamental design for an integrated circuit insertion tool, as shown and described.

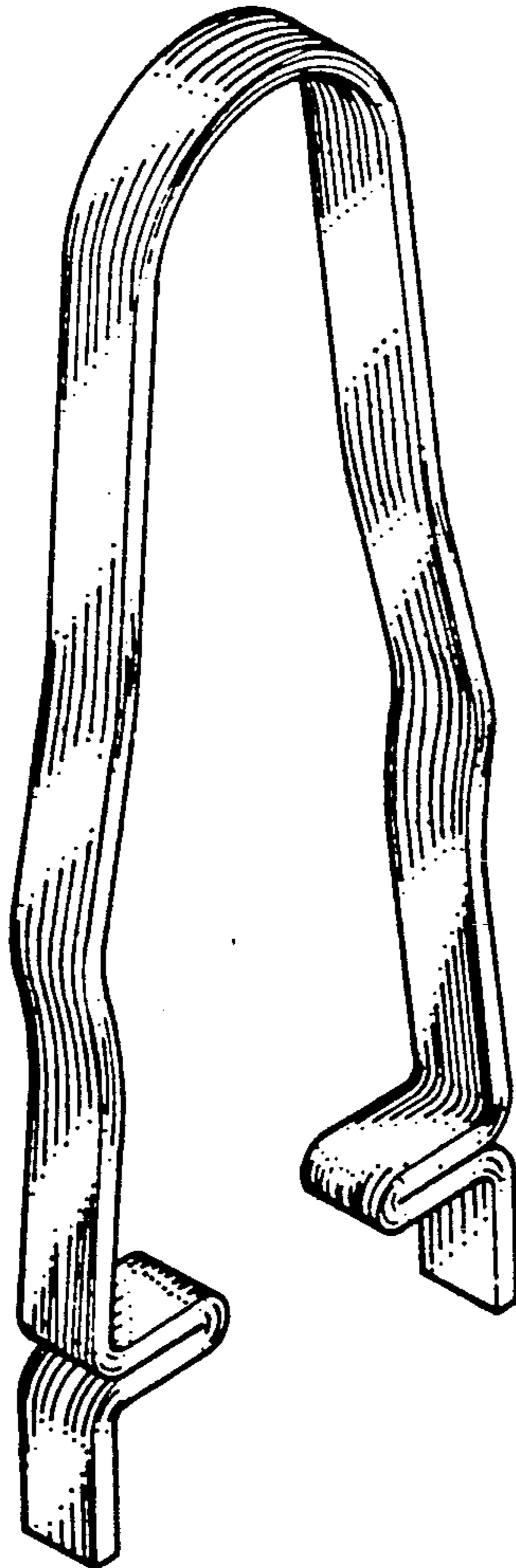
DESCRIPTION

FIG. 1 is a perspective view of an integrated circuit insertion tool showing my new design; FIG. 2 is a front elevational view thereof; FIG. 3 is a rear elevational view thereof; FIG. 4 is a left side elevational view thereof; FIG. 5 is a right side elevational view thereof; FIG. 6 is a top plan view thereof; and, FIG. 7 is a bottom plan view thereof.

[56] References Cited

U.S. PATENT DOCUMENTS

D. 310,468	9/1990	Feng	D8/52
3,317,989	5/1967	Cull	D8/52
4,141,138	2/1979	Quick	29/758
4,605,256	8/1986	Stokoe	294/99.2
4,666,199	5/1987	Cheh	294/99.2
4,698,051	10/1987	Jacobson	294/99.2



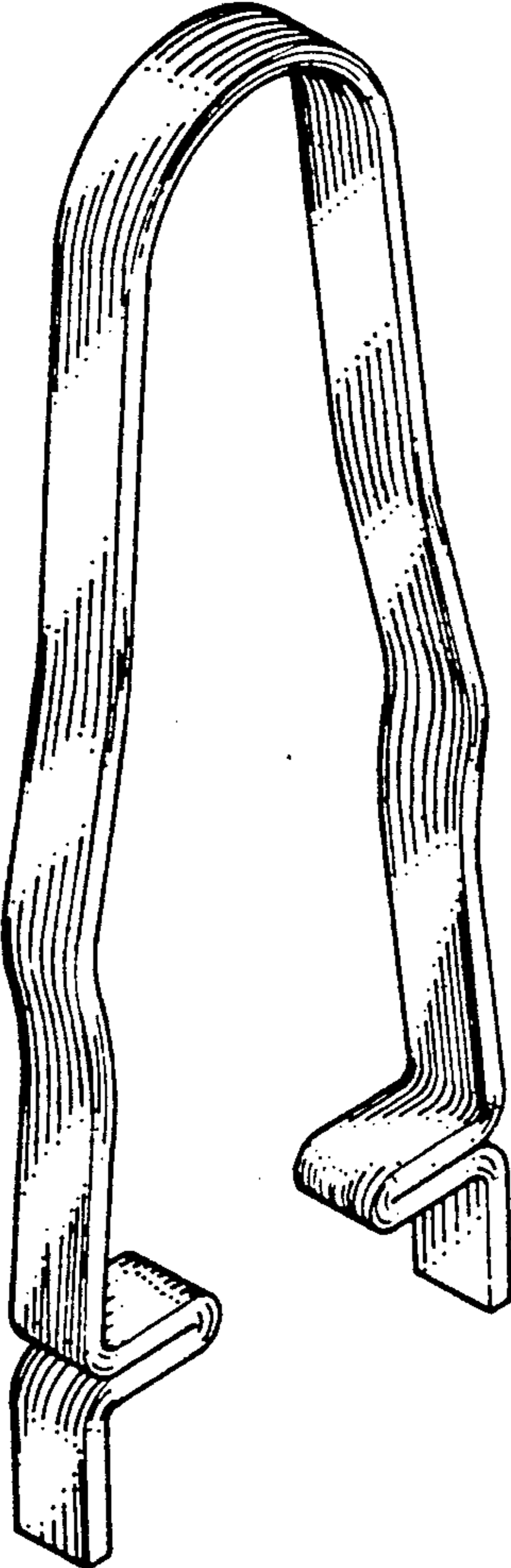


FIG. 1

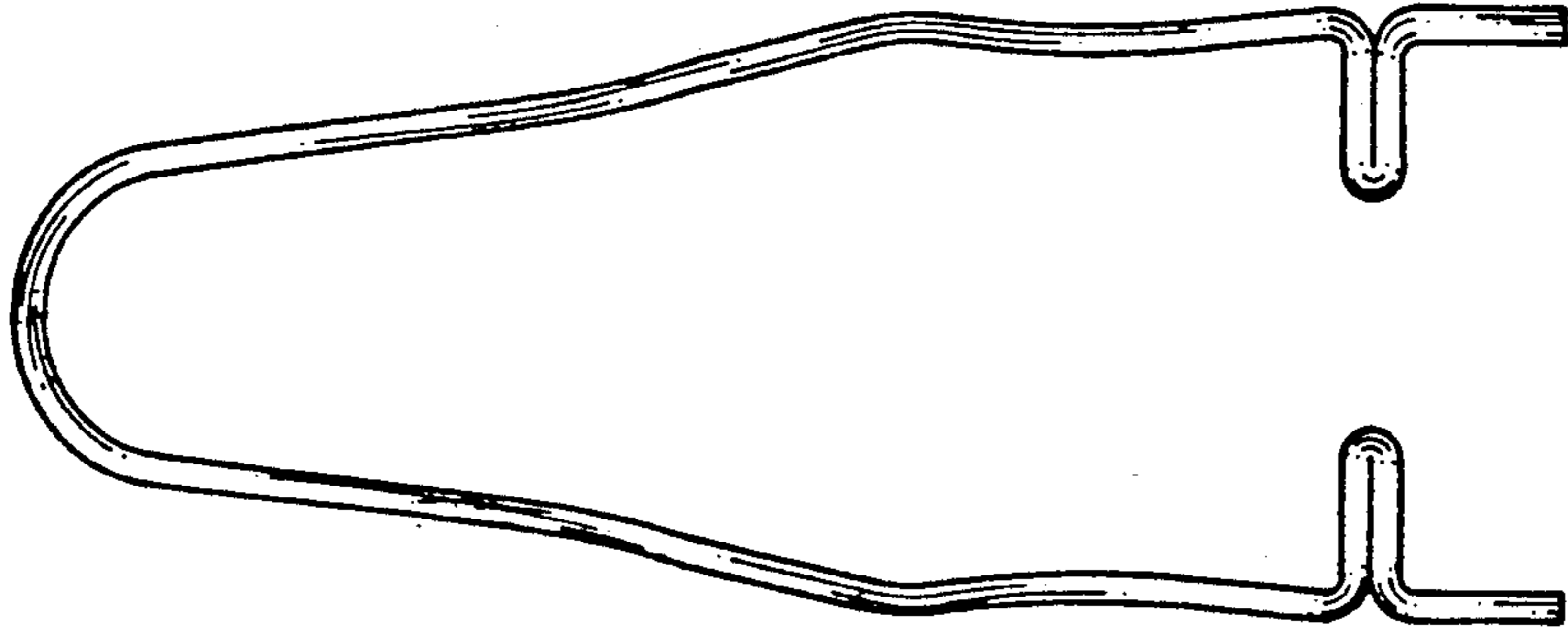


FIG. 4

FIG. 2

FIG. 5



FIG. 6

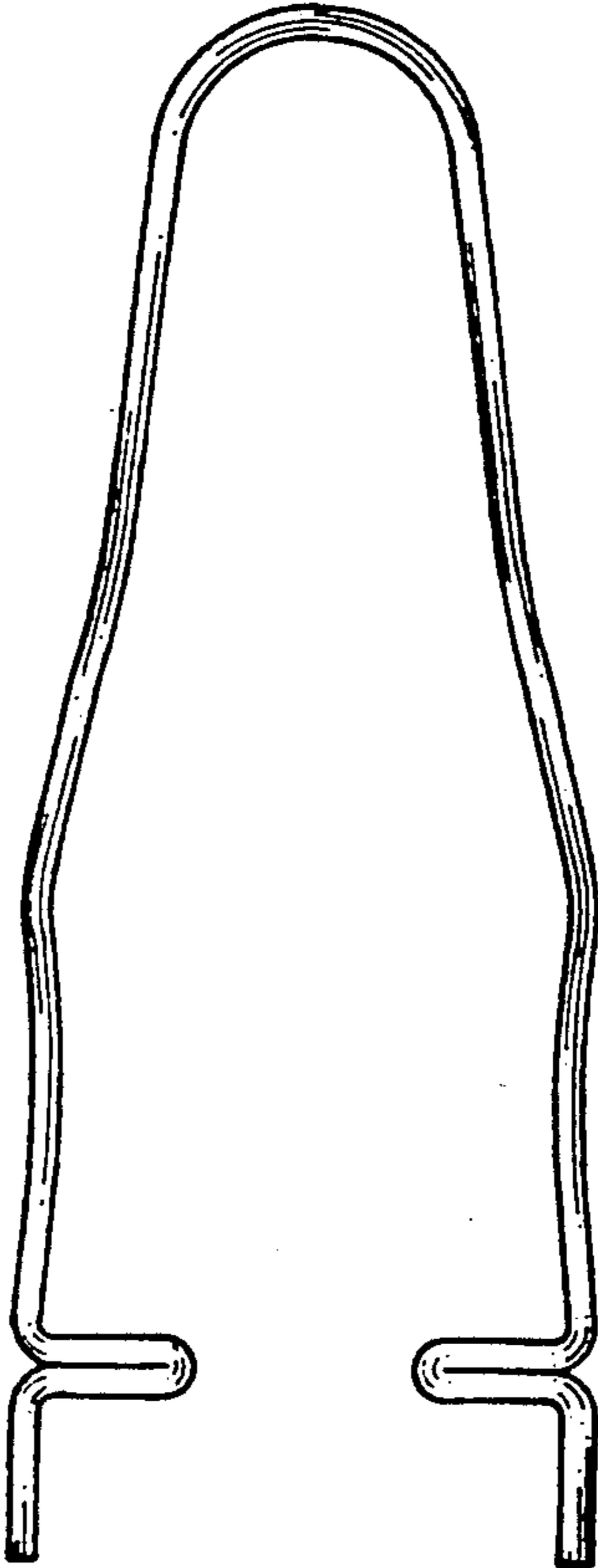


FIG. 3



FIG. 7