



US00D325475S

United States Patent [19]

[11] Patent Number: **Des. 325,475**

Genova et al.

[45] Date of Patent: **** Apr. 21, 1992**

[54] SEAT

OTHER PUBLICATIONS

[76] Inventors: **John C. Genova; Nancy J. Genova**, both of 301 Narcissus Ave., Corona Del Mar, Calif. 92625; **Joseph P. Knetge**, 1625 S. Bruning, Glendora, Calif. 91740

Waynline, Jul. 1981, Sectional Sofa #650/451-452 shown.

Waynline, Jul. 1983, Sectional Sofa #683/441-350-442 shown.

Primary Examiner—Donald P. Walsh
Assistant Examiner—Gary D. Watson
Attorney, Agent, or Firm—Stetina and Brunda

[**] Term: **14 Years**

[57] CLAIM

The ornamental design for a seat, as shown and described.

[21] Appl. No.: **769,006**

DESCRIPTION

[22] Filed: **Sep. 26, 1991**

FIG. 1 is a front perspective view of a seat showing our new design in the form of an armchair;

[52] U.S. Cl. **D6/334; D6/371; D6/381**

FIG. 2 is a rear perspective view;

[58] Field of Search **D6/334, 371, 378, 381, D6/500**

FIG. 3 is a top plan view;

FIG. 4 is a left side elevational view;

FIG. 5 is a front perspective view of a seat showing our new design in the form of a sofa;

FIG. 6 is a rear perspective view of FIG. 5;

FIG. 7 is a top plan view of FIG. 5;

FIG. 8 is a left side elevational view of FIG. 5;

FIG. 9 is a front perspective view of seat showing our new design in the form of a sectional sofa;

FIG. 10 is a top plan view of FIG. 9;

FIG. 11 is a rear elevational view of FIG. 9; and,


FIG. 12 is a left side elevational view of FIG. 9.

FIGS. 3, 4, 7, 8, 10, 11, and 12 have been drawn to a smaller scale with respect to FIGS. 1, 2, 5, 6, and 9.

[56] References Cited

U.S. PATENT DOCUMENTS

D. 123,275	10/1940	Popkin	D6/334
D. 244,327	5/1977	Saltz	D6/381
D. 263,770	4/1982	Melchior	D6/334
D. 267,450	1/1983	Ongaro	D6/381
D. 283,562	4/1986	Raftery	D6/381 X
D. 284,046	6/1986	Staats et al.	D6/371 X
D. 292,146	10/1987	Culler	D6/381 X






Fig. 1




Fig. 2




Fig. 3

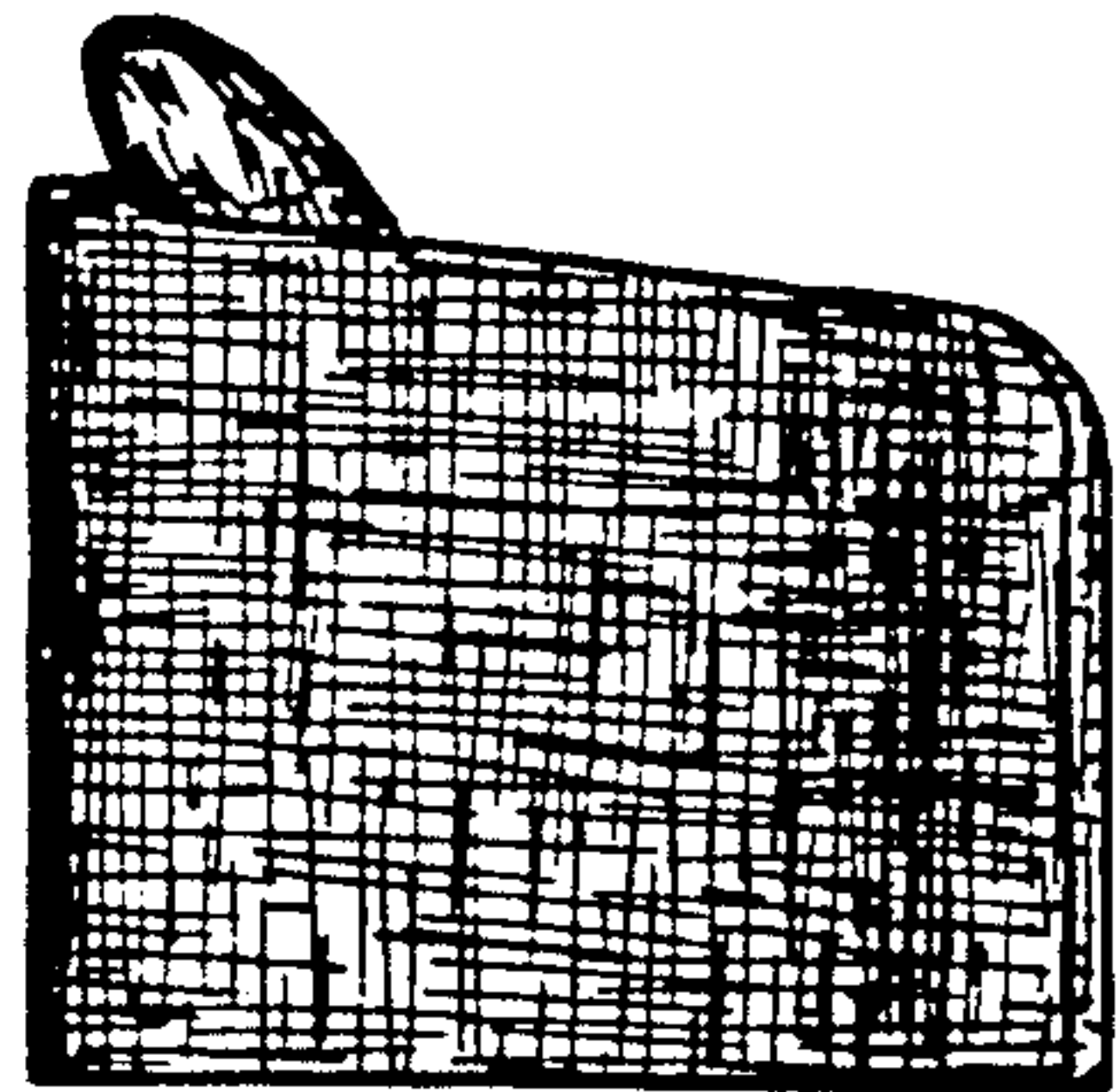


Fig. 4

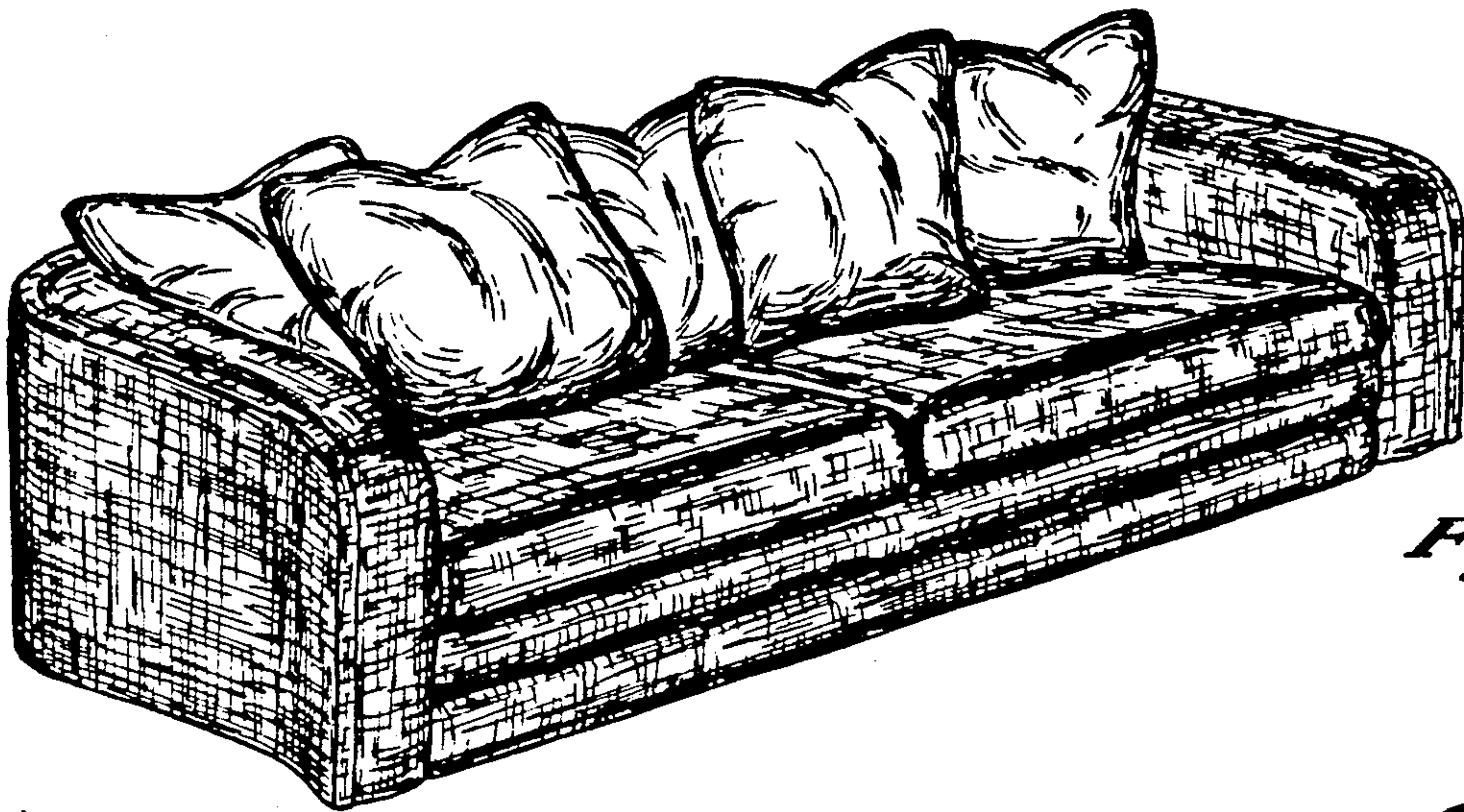


Fig. 5




Fig. 6



Fig. 7



Fig. 8



Fig. 9

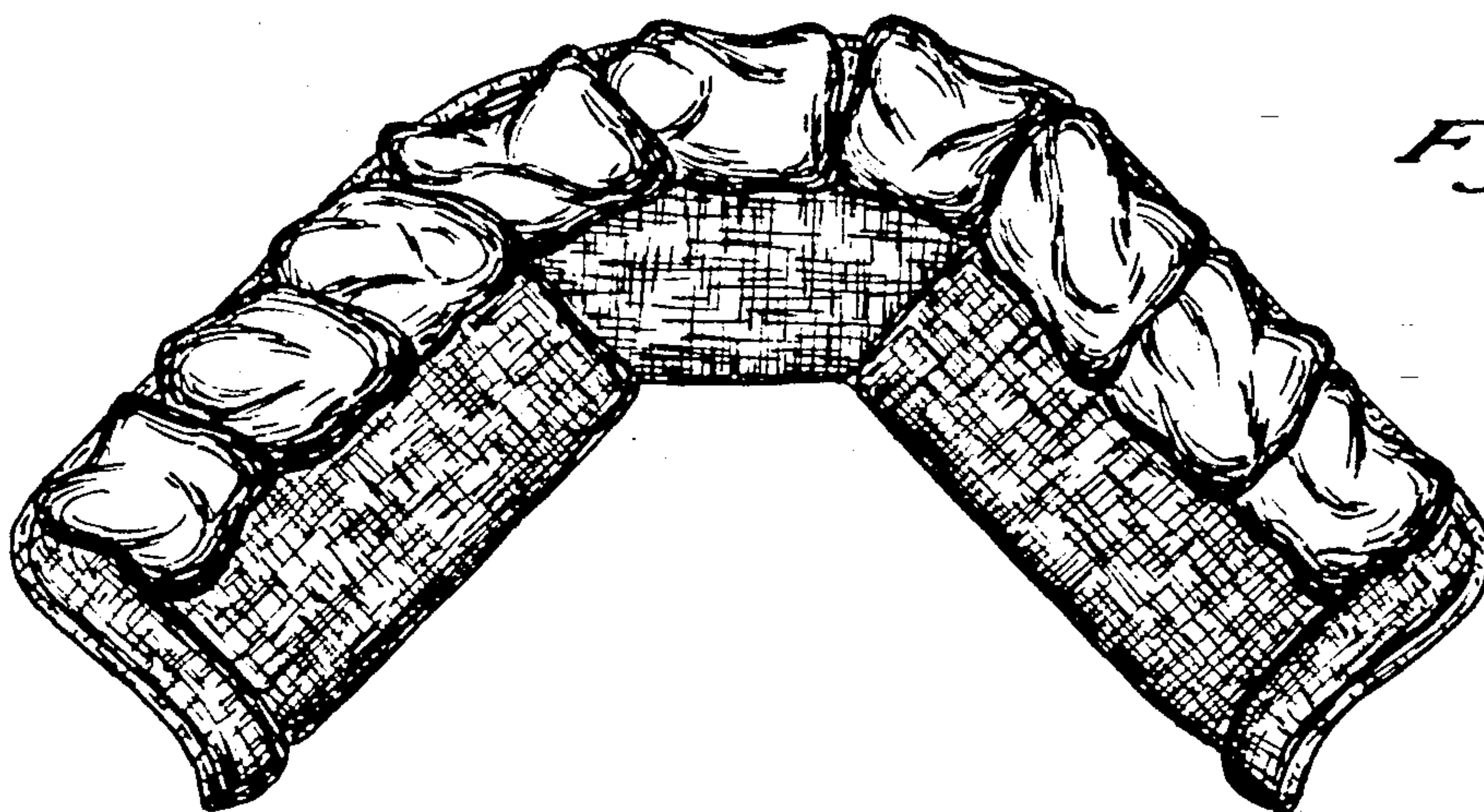


Fig. 10



Fig. 11




Fig. 12