



US00D325467S

United States Patent [19]

[11] Patent Number: **Des. 325,467**

Cain

[45] Date of Patent: **** Apr. 21, 1992**

[54] UMBRELLA HANDLE

[75] Inventor: **Ann S. Cain**, Cincinnati, Ohio

[73] Assignee: **'totes', incorporated**, Loveland, Ohio

[*] Notice: The portion of the term of this patent subsequent to Nov. 12, 2005 has been disclaimed.

[**] Term: **14 Years**

[21] Appl. No.: **485,731**

[22] Filed: **Feb. 27, 1990**

[52] U.S. Cl. **D3/12**

[58] Field of Search **D3/3-17;**
135/16, 17, 19.5, 20 R, 20 A, 20 M, 22-24, 25
R, 65, 66, 70 R, 72, 76, DIG. 10

[56] **References Cited**

U.S. PATENT DOCUMENTS

D. 273,815	5/1984	Allen	D3/12
D. 287,192	12/1986	Cain	D3/12
D. 287,543	1/1987	Cain	D3/12
D. 290,547	5/1987	Cain	D3/12

D. 291,260	8/1987	Cain	D3/12
D. 292,042	9/1987	Selig	D3/10
D. 292,642	11/1987	Selig	D3/12
D. 296,264	6/1988	Selig	D3/12
D. 296,265	6/1988	Allen	D3/12

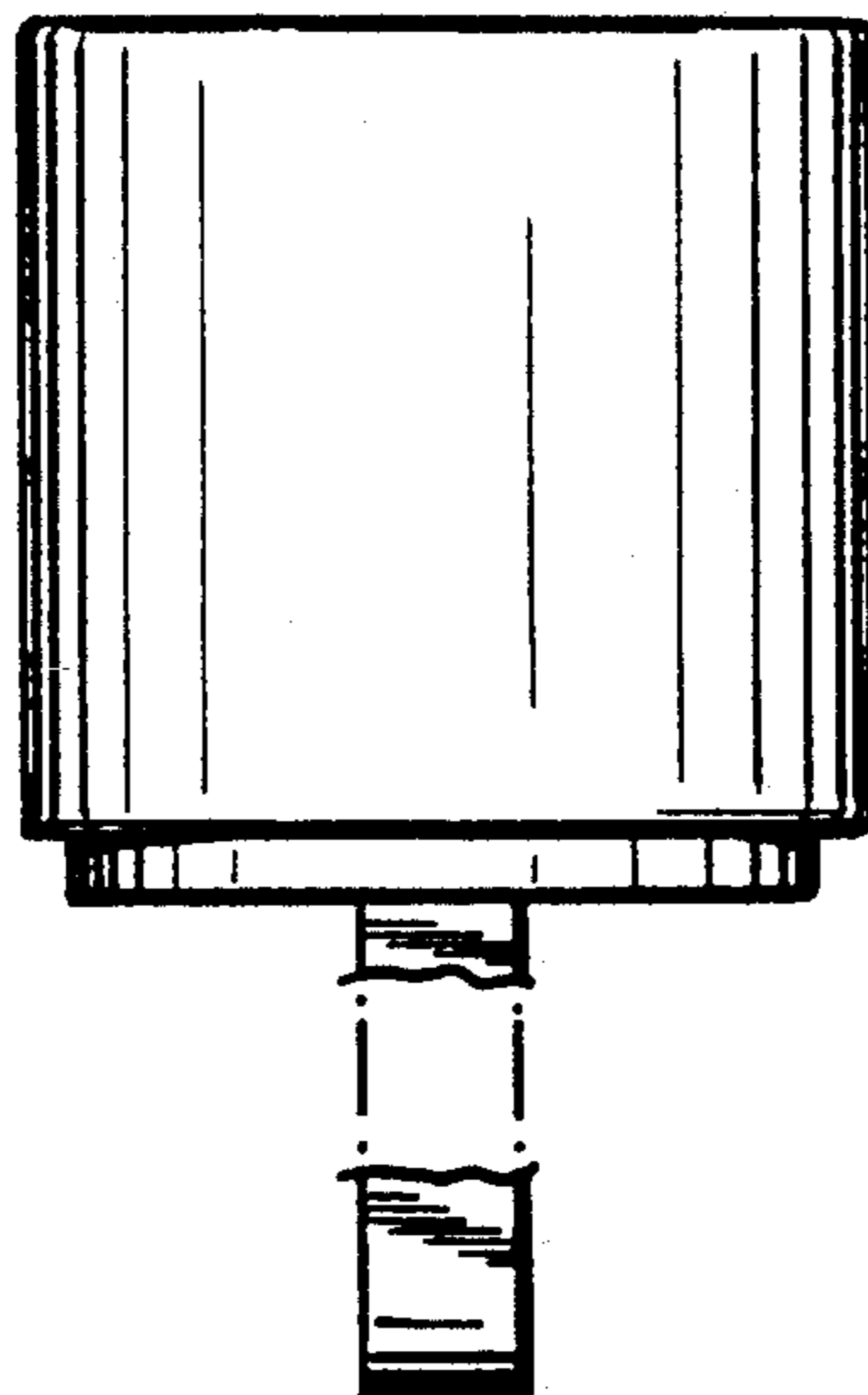
Primary Examiner—Louis S. Zarfaz
Attorney, Agent, or Firm—Wood, Herron & Evans

[57] **CLAIM**

The ornamental design for an umbrella handle, as shown and described.

DESCRIPTION

FIG. 1 is a front elevational view of an umbrella handle showing my new design;
FIG. 2 is a right side elevational view of an umbrella handle showing my new design, the left side being a mirror image thereof;
FIG. 3 is a rear elevational view of the handle shown in FIG. 1;
FIG. 4 is a bottom plan view of the handle shown in FIG. 1; and,
FIG. 5 is a top plan view of the handle shown in FIG. 1.



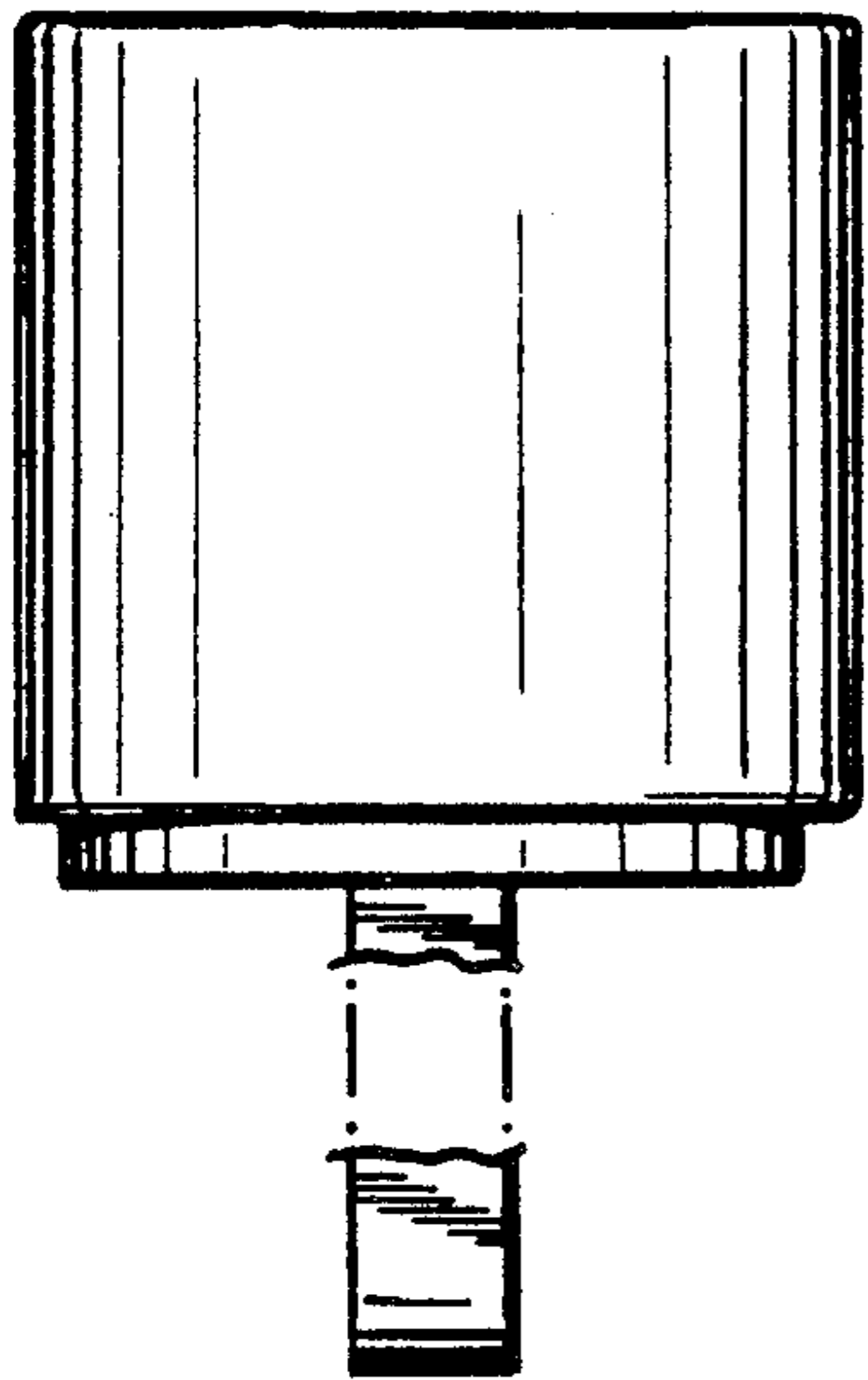


FIG. 1

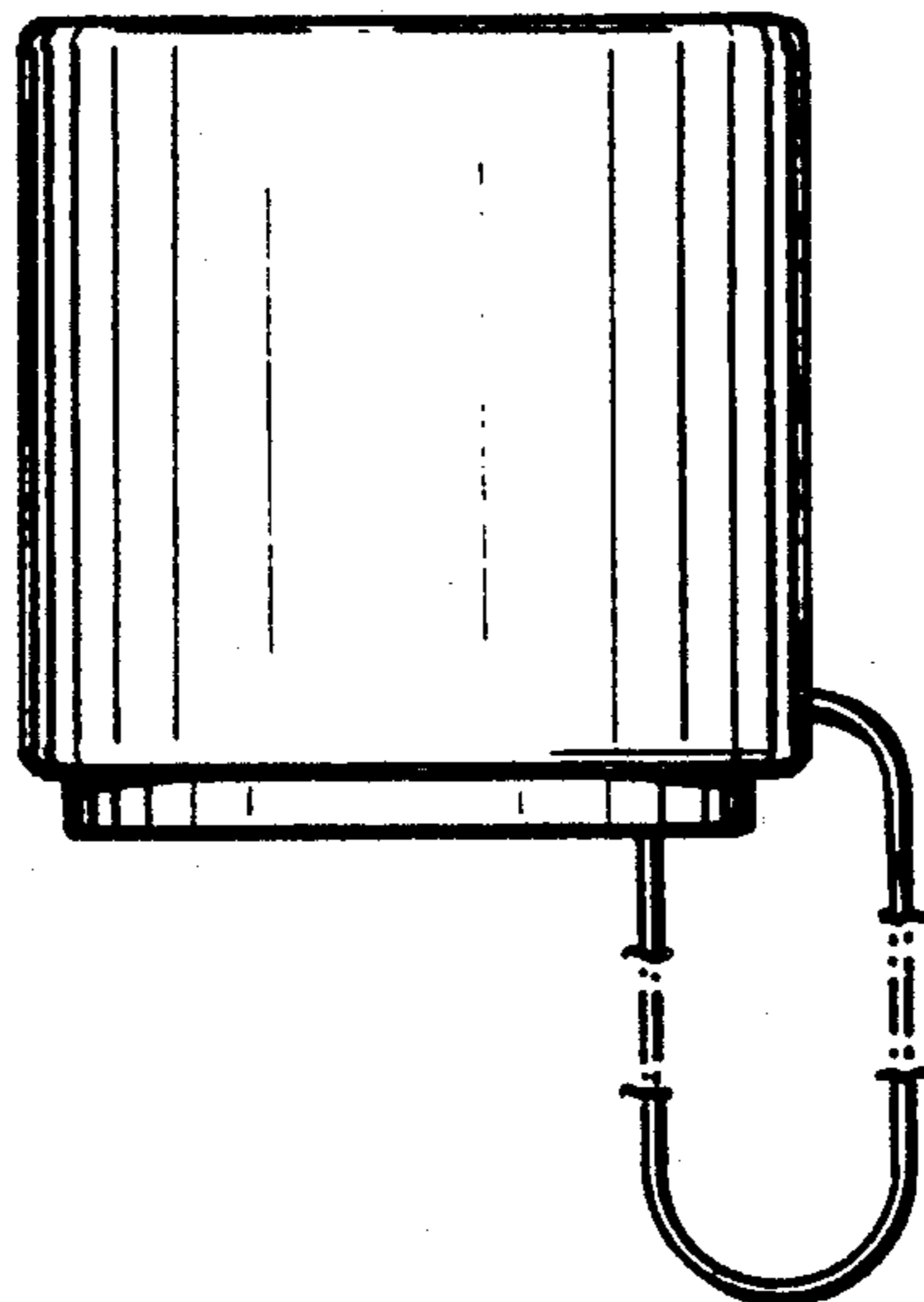


FIG. 2

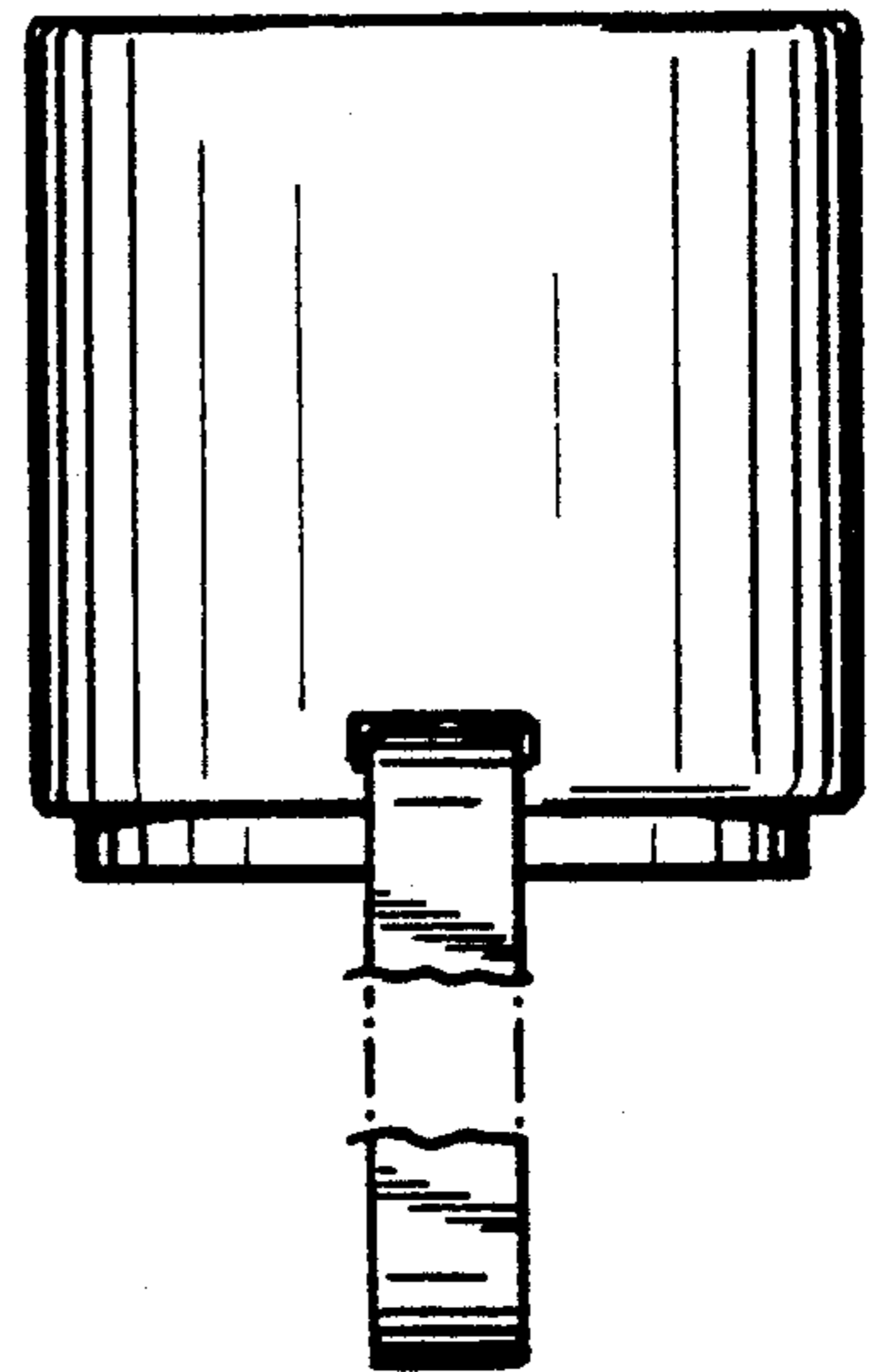


FIG. 3




FIG. 4




FIG. 5