



US00D325465S

United States Patent [19]

[11] Patent Number: **Des. 325,465**

Hatfield

[45] Date of Patent: **** Apr. 21, 1992**

[54] **SHOE UPPER**

[75] Inventor: **Tinker L. Hatfield, Portland, Oreg.**

[73] Assignees: **Nike, Inc., Beaverton, Oreg.; Nike International Ltd., Bermuda**

[*] Notice: The portion of the term of this patent subsequent to Mar. 31, 2006 has been disclaimed.

[**] Term: **14 Years**

[21] Appl. No.: **658,565**

[22] Filed: **Feb. 21, 1991**

[52] U.S. Cl. **D2/314; D2/310**

[58] Field of Search **D2/264, 265, 308-314; 36/45, 83-92, 99-106, 112-116, 132**

[56] **References Cited**

U.S. PATENT DOCUMENTS

D. 219,361	12/1970	Cinquégrana	D2/275
227,318	5/1880	Taylor .	
D. 294,654	3/1988	Liggett et al.	D2/314
D. 295,458	5/1988	Selbiger	D2/264
D. 297,281	8/1988	Lussier	D2/314
D. 297,382	8/1988	Swett	D2/314
D. 297,586	9/1988	Tong et al.	D2/314
D. 299,183	1/1989	Brown	D2/314
D. 301,389	6/1989	Miller	D2/314
D. 303,038	8/1989	Clark	D2/314
D. 307,663	5/1990	Boucher et al.	D2/314

D. 308,745	6/1990	Brown	D2/314
D. 309,055	7/1990	Whatley	D2/314
D. 312,527	12/1990	Hatfield	D2/314
D. 313,498	1/1991	Aveni	D2/314
D. 315,824	4/1991	Backus et al.	D2/314
2,614,339	10/1952	Herceg	36/3 X
3,545,107	12/1970	Cinquégrana	36/50
4,616,432	10/1986	Bunch et al.	36/50
4,638,576	1/1987	Parracho et al.	36/68
4,731,939	3/1988	Parracho et al.	36/31

Primary Examiner—Louis S. Zarfaz
Attorney, Agent, or Firm—Banner, Birch, McKie & Beckett

[57] **CLAIM**

The ornamental design for a shoe upper, as shown and described.

DESCRIPTION

FIG. 1 is a side elevational view of one side of a shoe upper showing my new design;


FIG. 2 is a side elevational view of the other side of the shoe upper shown in FIG. 1;

FIG. 3 is a front elevational view of the shoe upper shown in FIG. 1;

FIG. 4 is a rear elevational view of the shoe upper shown in FIG. 1; and,

FIG. 5 is a top plan view of the shoe upper shown in FIG. 1.

The broken line showing of a shoe sole is for illustrative purposes and forms no part of the claimed design.



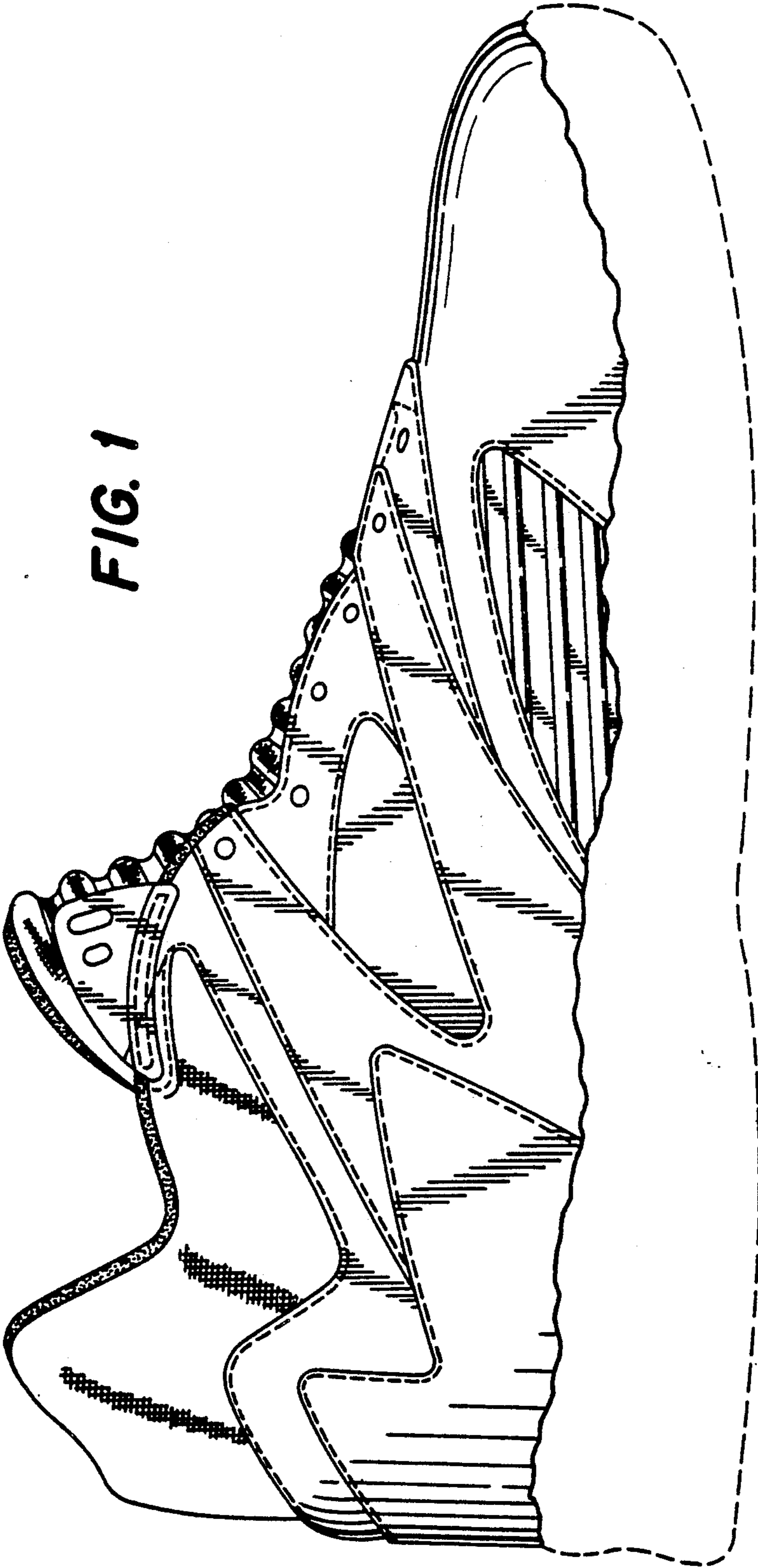


FIG. 1

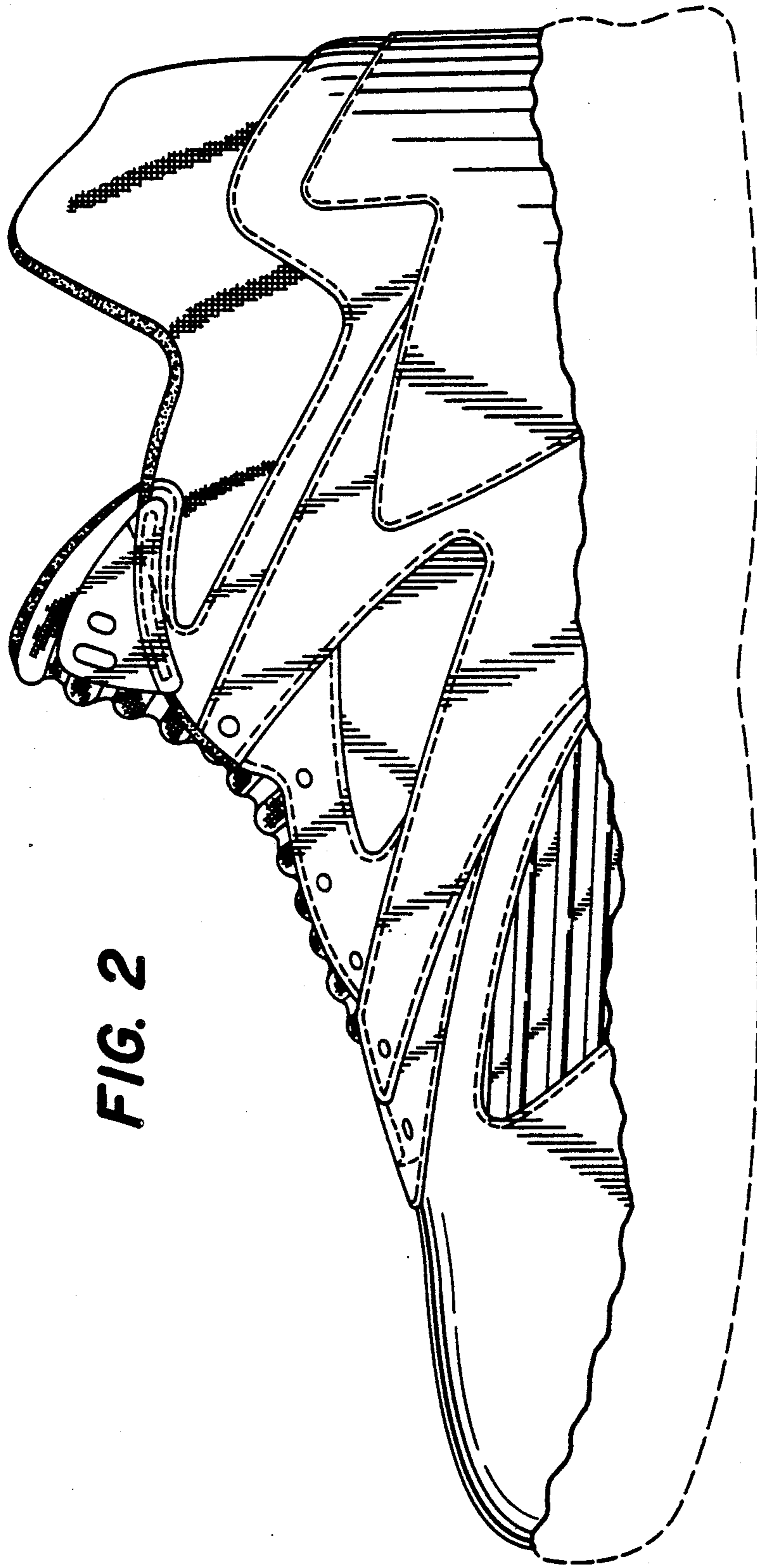


FIG. 2

FIG. 4

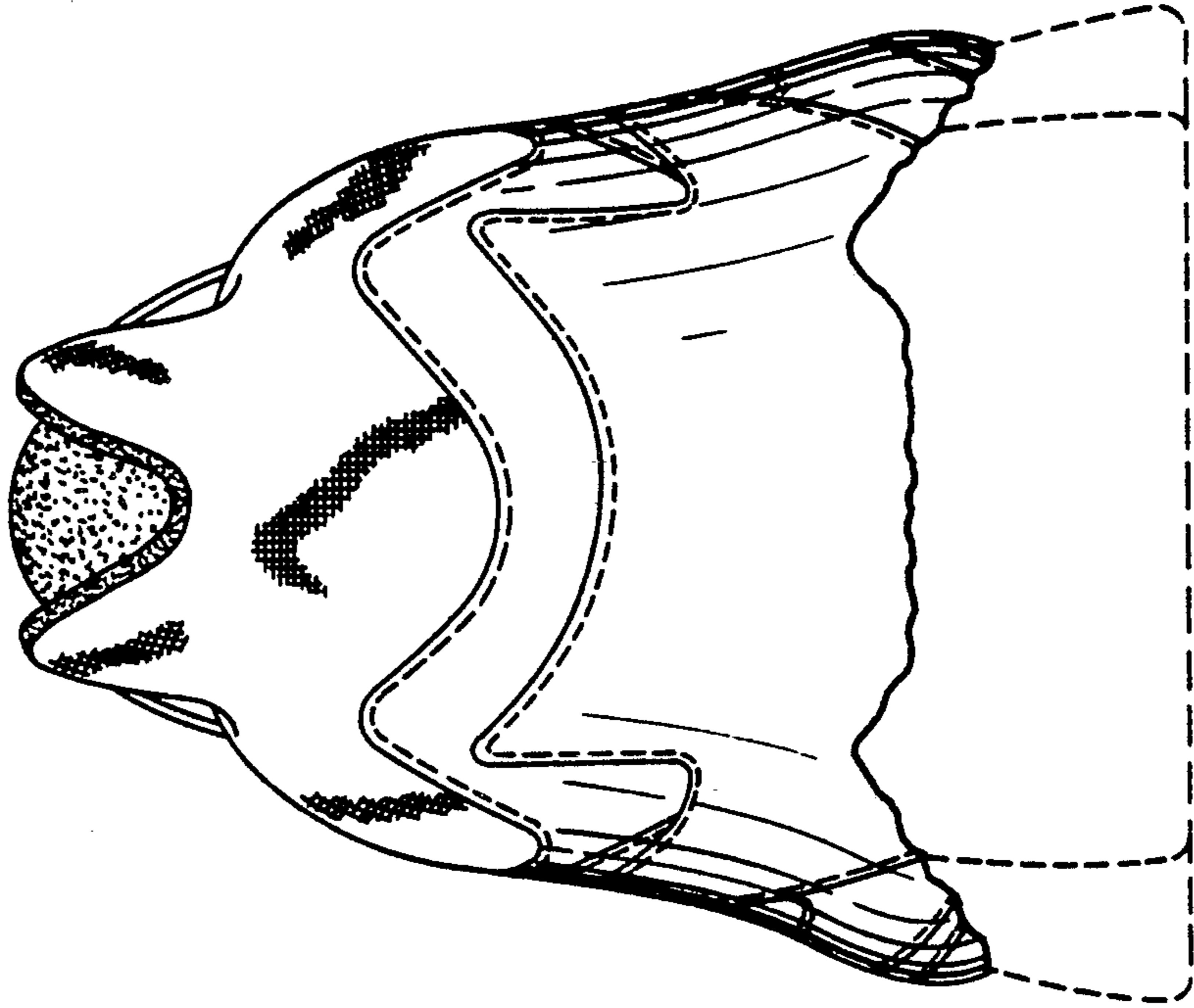


FIG. 3

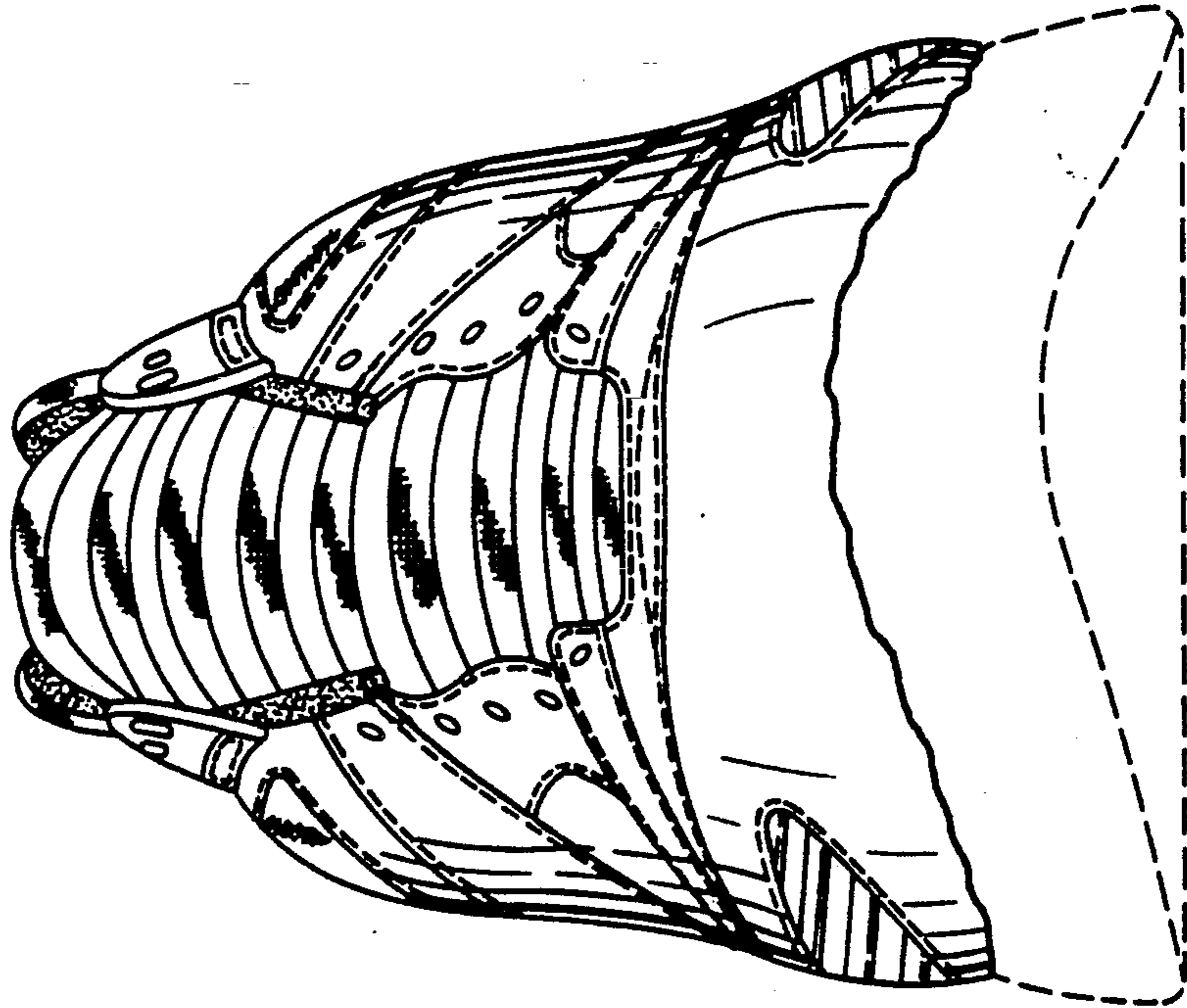


FIG. 5

