



US00D325464S

United States Patent [19]

[11] Patent Number: **Des. 325,464**

Smith

[45] Date of Patent: **** Apr. 21, 1992**

- [54] **MIDSOLE PROFILE**
- [75] Inventor: **Wilson W. Smith, Portland, Oreg.**
- [73] Assignee: **Nike, Inc., Beaverton, Oreg.**
- [**] Term: **14 Years**
- [21] Appl. No.: **654,363**
- [22] Filed: **Feb. 1, 1991**
- [52] U.S. Cl. **D2/314**
- [58] Field of Search **D2/264, 265, 271-276, D2/308-314, 317-322; 36/25 R, 28, 29, 30 R, 32 R, 43, 44, 59 R, 59 C, 102-106, 112-116, 132, 136**

4,694,591	9/1987	Banich et al.	36/102
4,768,295	9/1988	Ito	36/28
4,785,557	11/1988	Kelley et al.	36/32 R
4,798,010	1/1989	Sugiyama	36/30 R
4,918,841	4/1990	Turner et al.	36/114

OTHER PUBLICATIONS

Pages 4, 8, and 28 of the Spring 1980 Nike Catalog.
 Pages 4, 8 and 56 of the Fall 1989 Nike Catalog.
 Pages 28, 32 and 40 of the Spring 1989 Nike Catalog.

Primary Examiner—Louis S. Zarfes
Attorney, Agent, or Firm—Banner, Birch, McKie & Beckett


[56] **References Cited**
U.S. PATENT DOCUMENTS

D. 129,487	9/1941	Kardo-Sessoeff .	
D. 251,817	5/1979	Inohara	D2/309
D. 261,446	10/1981	Schmohl	D2/309
D. 265,016	6/1982	Haddox	D2/310
D. 265,017	6/1982	Vermonet	D2/320
D. 283,463	4/1986	Chassaing	D2/310
D. 286,342	10/1986	Stubblefield	D2/320
D. 296,150	6/1988	Diaz	D2/320
D. 297,585	10/1988	Brown et al.	D2/314
D. 297,885	10/1988	Tong	D2/320
D. 299,681	2/1989	Miller et al.	D2/320
D. 301,658	6/1989	Hase	D2/320
D. 311,810	11/1990	Hatfield	D2/320
4,348,821	9/1982	Daswick	36/103

[57] **CLAIM**
 The ornamental design for a midsole profile, as shown and described.

DESCRIPTION

FIG. 1 is a side elevational view of a midsole profile showing my new design;
 FIG. 2 is a side elevational view of the other side of the midsole profile;
 FIG. 3 is a rear elevational view of the midsole profile;
 FIG. 4 is a cross sectional view of the midsole profile taken through line 4—4 of FIG. 1; and,
 FIG. 5 is a cross sectional view of the midsole profile taken through line 5—5 of FIG. 2.
 The broken lines showing the sole and upper portion of the shoe in FIGS. 1-4 are for illustrative purposes and form no part of the claimed design.



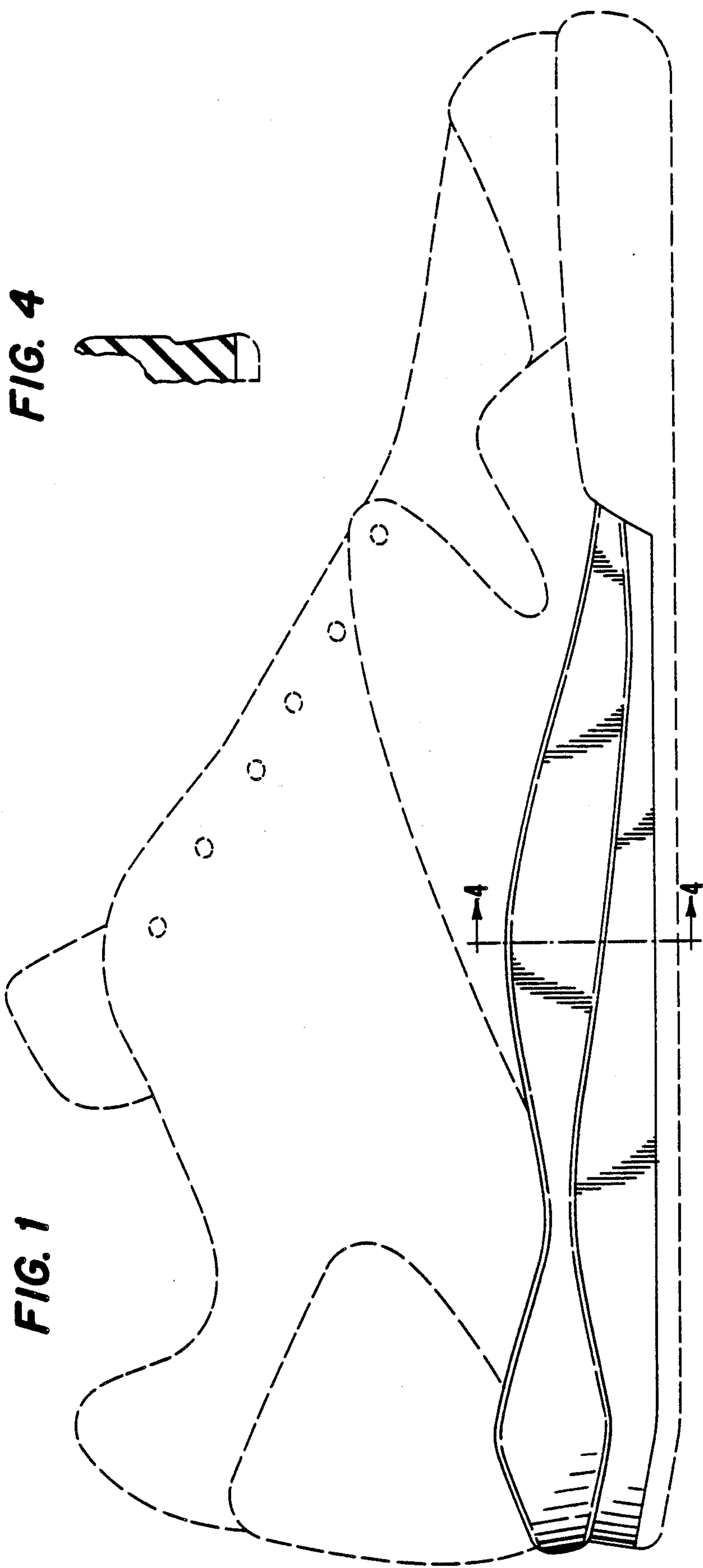
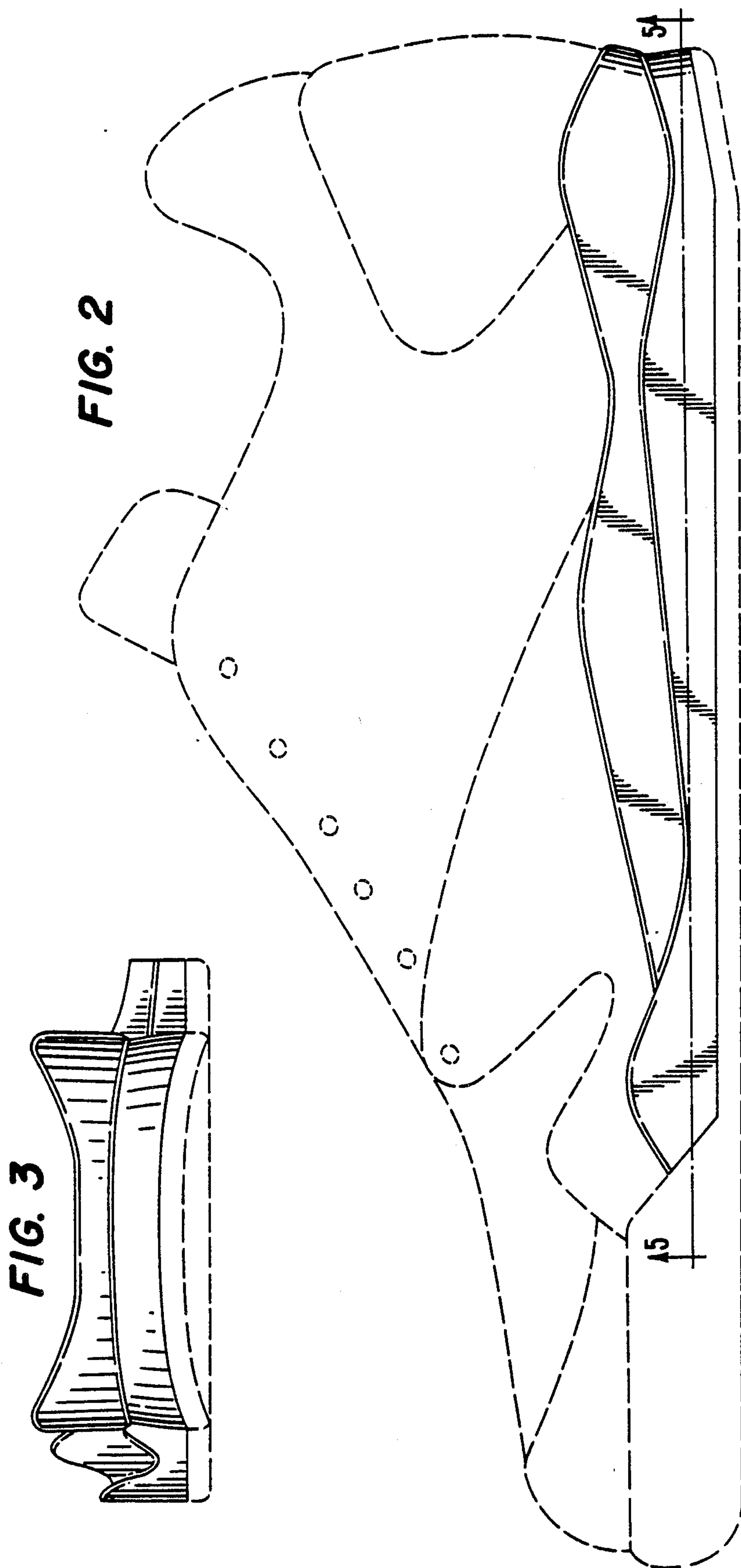


FIG. 4

FIG. 1



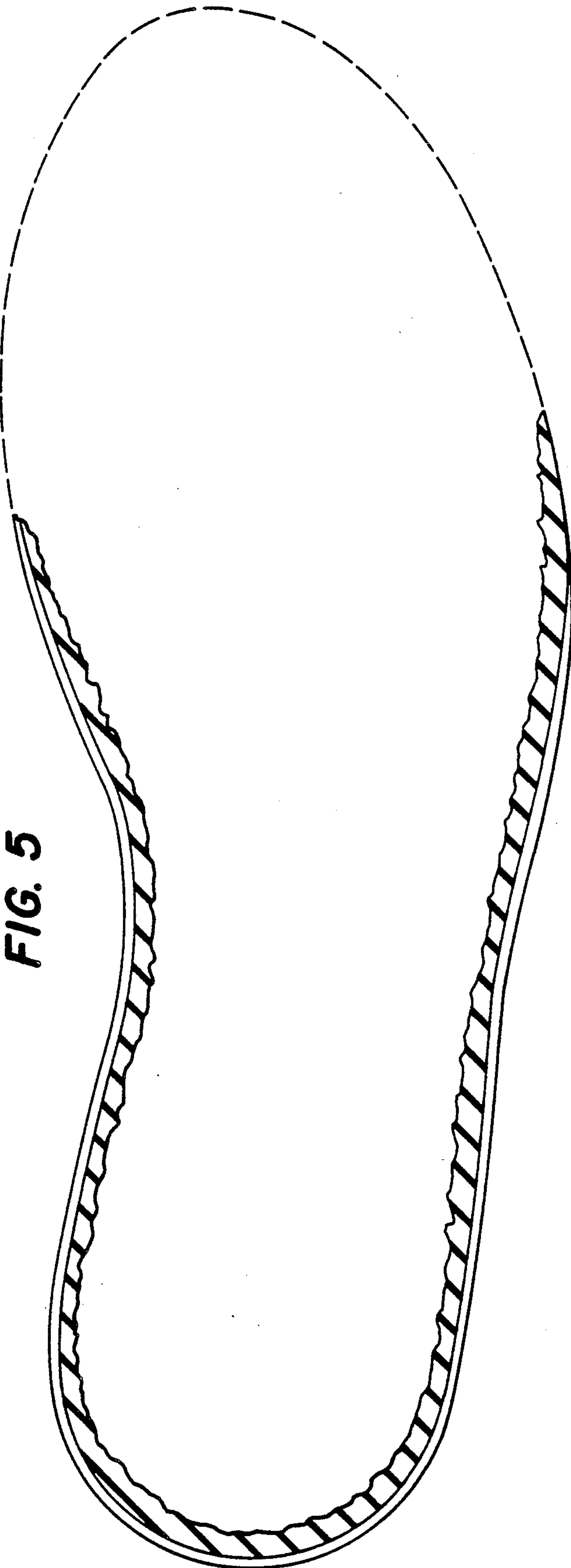


FIG. 5