



US00D325449S

United States Patent [19]
Elkerbout

[11] **Patent Number: Des. 325,449**
[45] **Date of Patent: ** Apr. 14, 1992**

[54] **DRY SHAVER**

[75] **Inventor: Marten F. Elkerbout, Drachten, Netherlands**

[73] **Assignee: U.S. Philips Corporation, New York, N.Y.**

[**] **Term: 14 Years**

[21] **Appl. No.: 541,249**

[22] **Filed: Jun. 20, 1990**

[30] **Foreign Application Priority Data**

Feb. 1, 1990 [XH] Hague DM/015.772

[52] **U.S. Cl. D28/49**

[58] **Field of Search D28/44-54;**
30/32, 34.1, 42, 43, 44, 45, 43.1-43.9, 43.91,
43.92

[56] **References Cited**

U.S. PATENT DOCUMENTS

D. 219,900 2/1971 Van Lelyveld D28/51
D. 257,520 11/1980 Ullmann D28/49
D. 268,616 4/1983 Ullmann D28/49
D. 305,160 12/1989 Camens D28/51

D. 305,161 12/1989 Camens D28/51
D. 306,362 2/1990 Elkerbout D28/51
D. 313,090 12/1990 Ullmann D28/49
2,811,774 11/1957 Otto et al. 30/43.92

FOREIGN PATENT DOCUMENTS

3422364 12/1984 Fed. Rep. of Germany 30/45

OTHER PUBLICATIONS

Merchandising 5/1979 p. 16 Eltron Shaver.

Primary Examiner—Bernard Ansher

Assistant Examiner—C. Tuttle

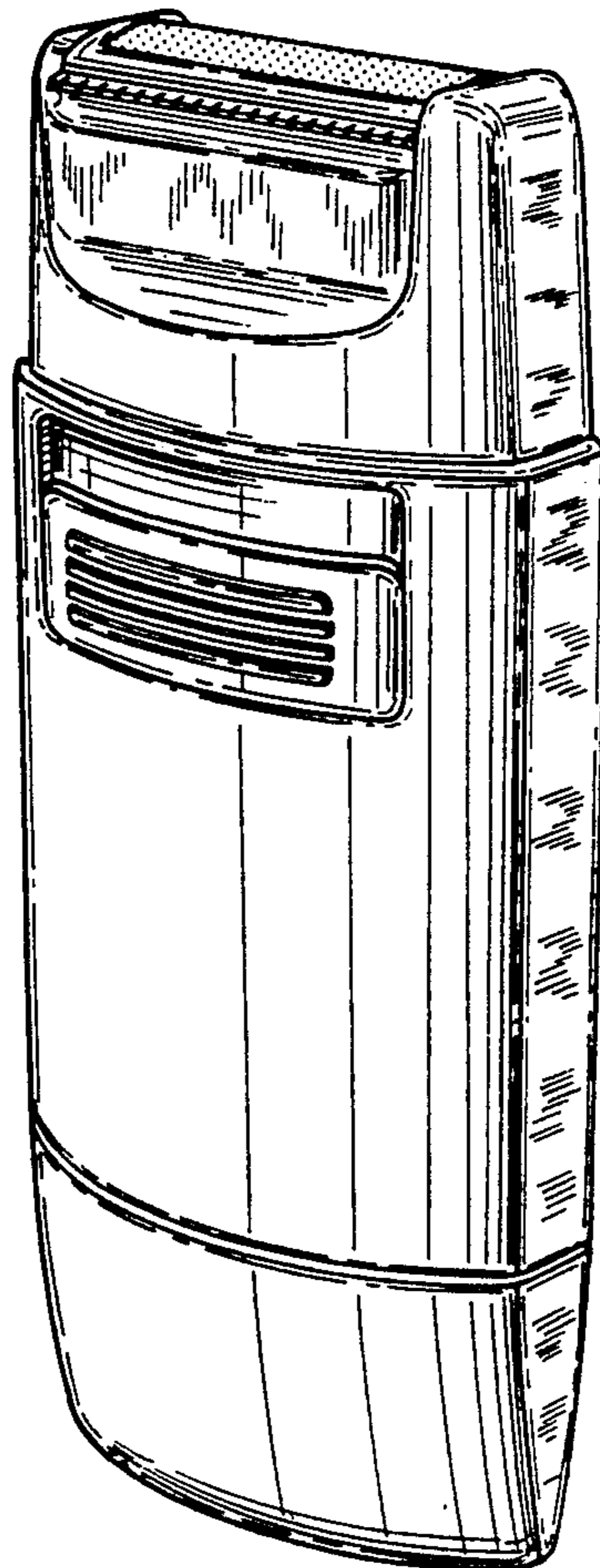
Attorney, Agent, or Firm—Jack E. Haken

[57] **CLAIM**

The ornamental design for a dry shaver, as shown.

DESCRIPTION

FIG. 1 is a perspective view showing our new design;
FIG. 2 is a front elevational view thereof;
FIG. 3 is a rear elevational view thereof;
FIG. 4 is a right side elevational view thereof;
FIG. 5 is a left side elevational view thereof;
FIG. 6 is a top plan view thereof; and,
FIG. 7 is a bottom plan view thereof.






FIG. 1




FIG. 2




FIG. 3

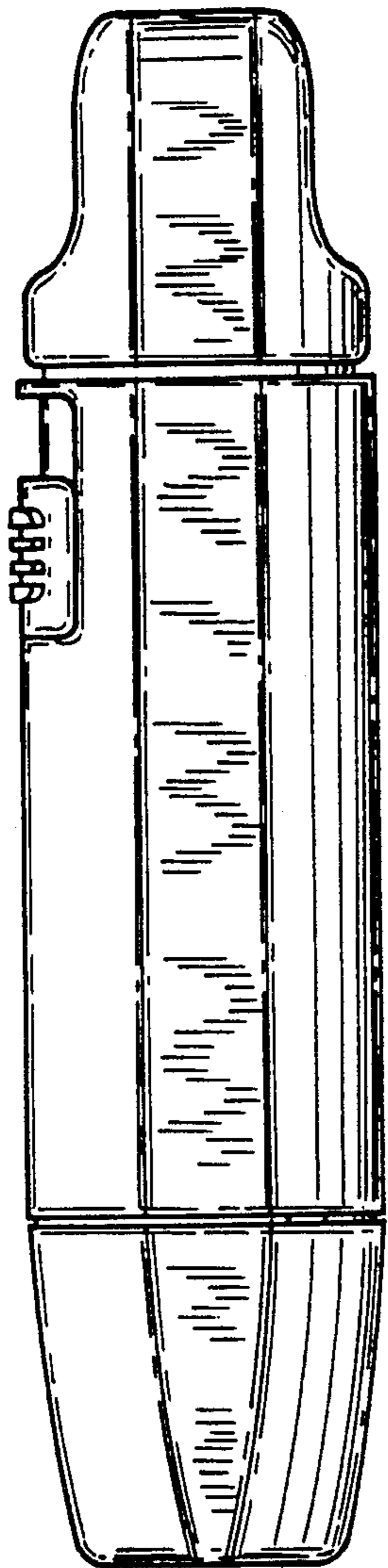


FIG. 4

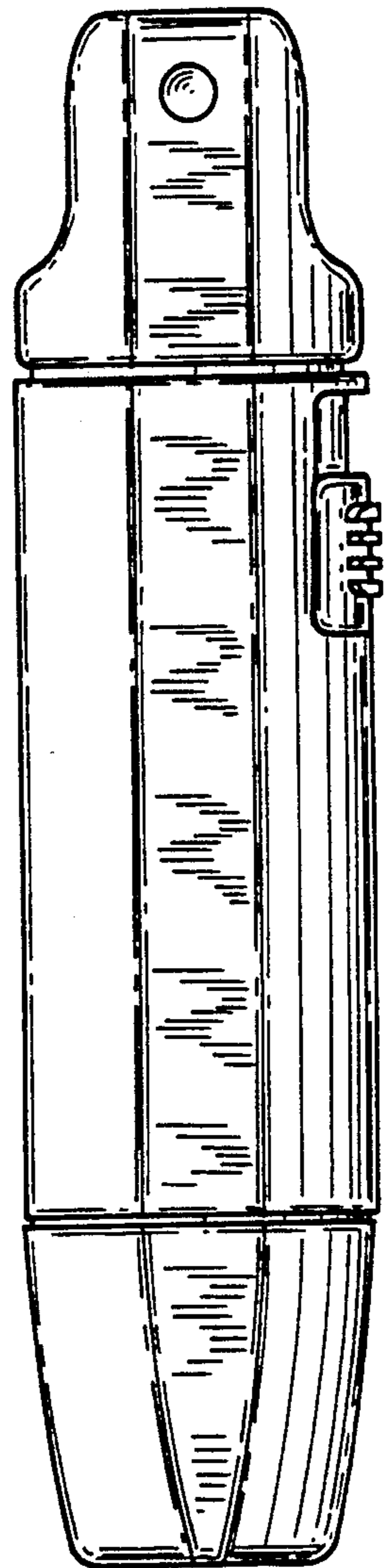


FIG. 5

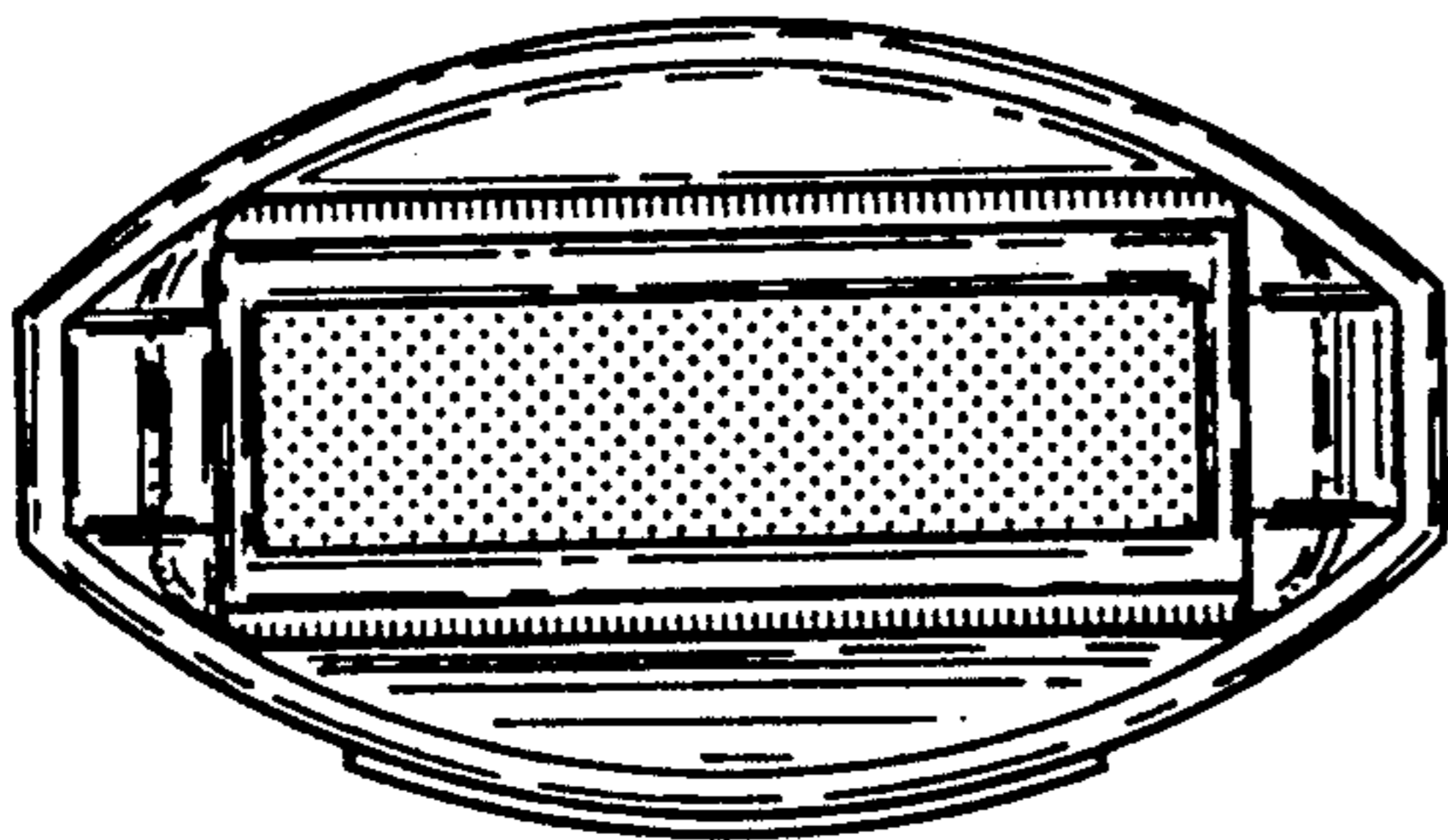


FIG. 6

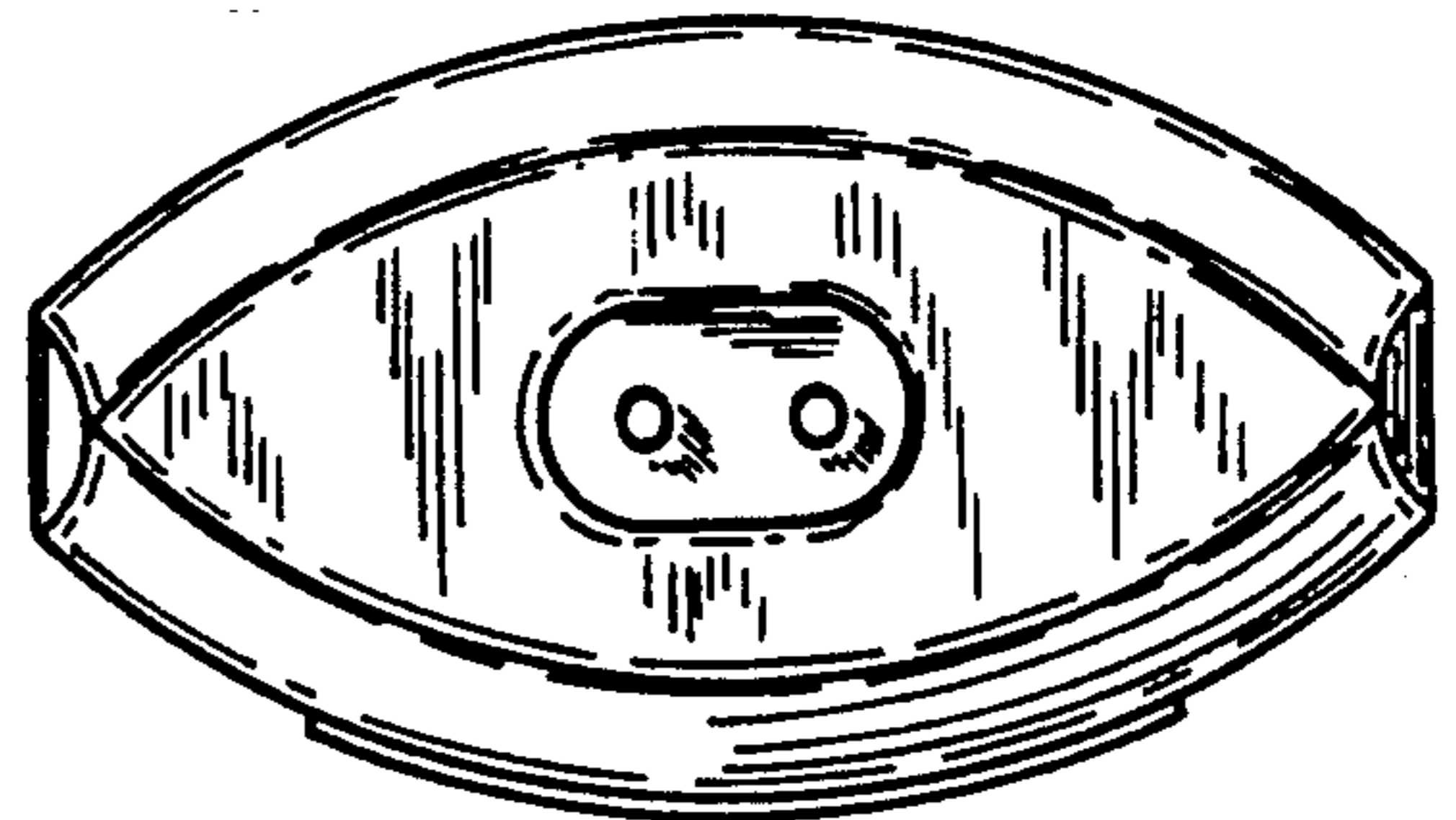


FIG. 7