



US00D325420S

United States Patent [19]

[11] Patent Number: **Des. 325,420**

Mirando et al.

[45] Date of Patent: **** Apr. 14, 1992**

- [54] **GAME CABINET**
- [75] Inventors: **Salvatore V. Mirando, Holmdel;**
Walter Lee, Farmingdale, both of
N.J.
- [73] Assignee: **SMS Manufacturing Corporation,**
Lakewood, N.J.
- [**] Term: **14 Years**
- [21] Appl. No.: **466,698**
- [22] Filed: **Jan. 17, 1990**
- [52] U.S. Cl. **D21/240; D21/13**
- [58] Field of Search **D21/240, 13, 48;**
273/138 A, 118 A, 119 A, 119 R, 123 R, 123 A,
125 A, 434, 148 A, 237

4,893,821 1/1990 de Orbegoso et al. 273/123 A X
5,014,991 5/1991 Mirando et al. 273/138 A

OTHER PUBLICATIONS

Vending Times, May 1978, p. 37, Atari as shown.
Play Meter, Feb. 1991, Thumb-B-Ball, top left of the
page.
Vending Times, Nov. 1988, p. 103, Poker Game.

Primary Examiner—Melvin B. Feifer
Assistant Examiner—Prabhakar Deshmukh
Attorney, Agent, or Firm—Mathews, Woodbridge &
Collins

[57] CLAIM

The ornamental design for a game cabinet, as shown
and described.

[56] References Cited

U.S. PATENT DOCUMENTS

D. 167,550	8/1952	Williams	D21/240 X
D. 250,850	1/1979	Osborne, Jr.	D21/240
D. 280,747	9/1985	Stasney	D21/13
2,710,756	6/1955	Hooker	273/125 A
3,275,322	9/1966	Burnside	273/119 A
4,643,421	2/1987	Meyer et al.	273/434

DESCRIPTION

FIG. 1 is a front perspective view of a game cabinet
showing our new in design;
FIG. 2 is a right side elevation thereof;
FIG. 3 is a top plan view thereof;
FIG. 4 is a left side elevation thereof; and,
FIG. 5 is a rear elevation thereof.
The bottom surfaces is plain and unornamented.

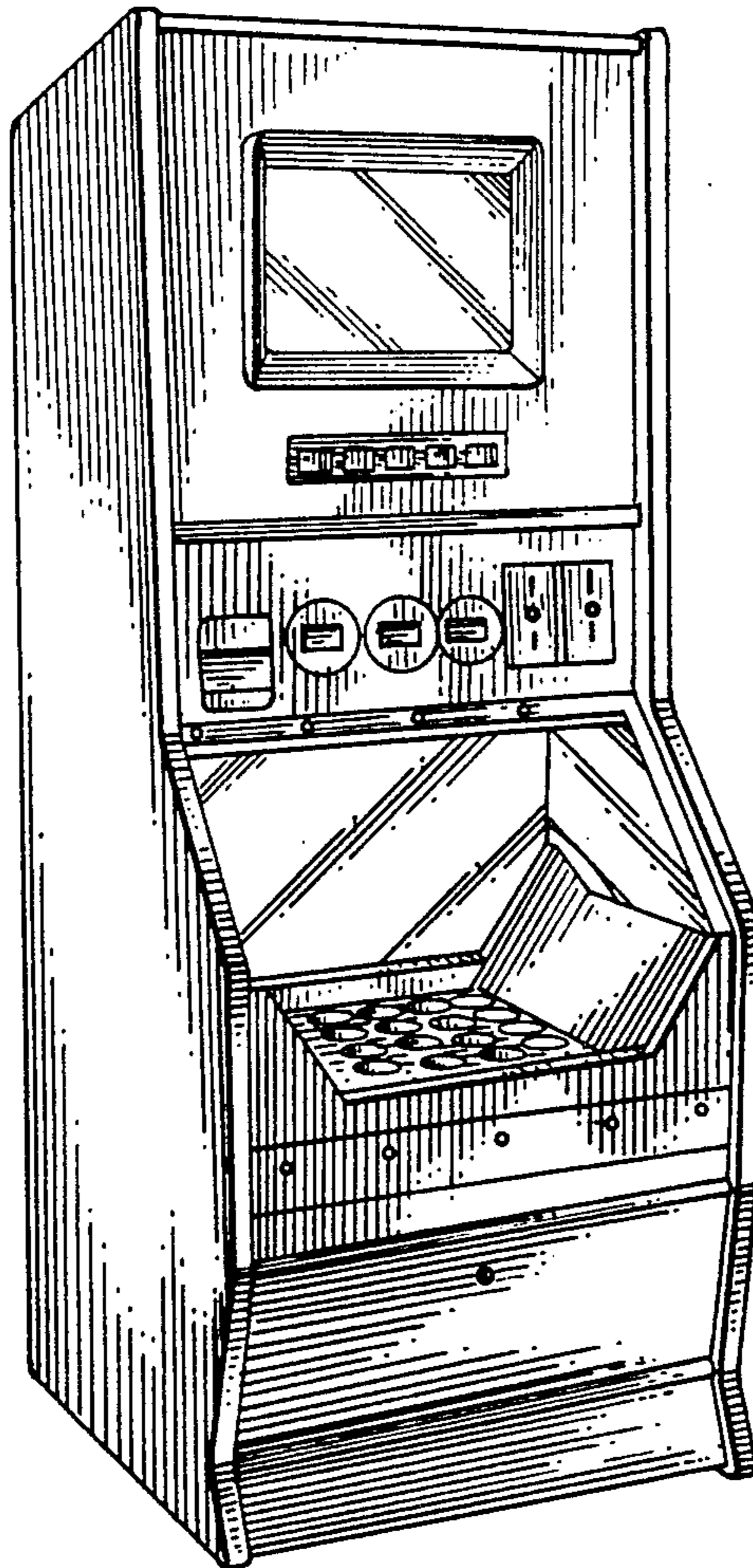


FIG. 1




FIG. 2

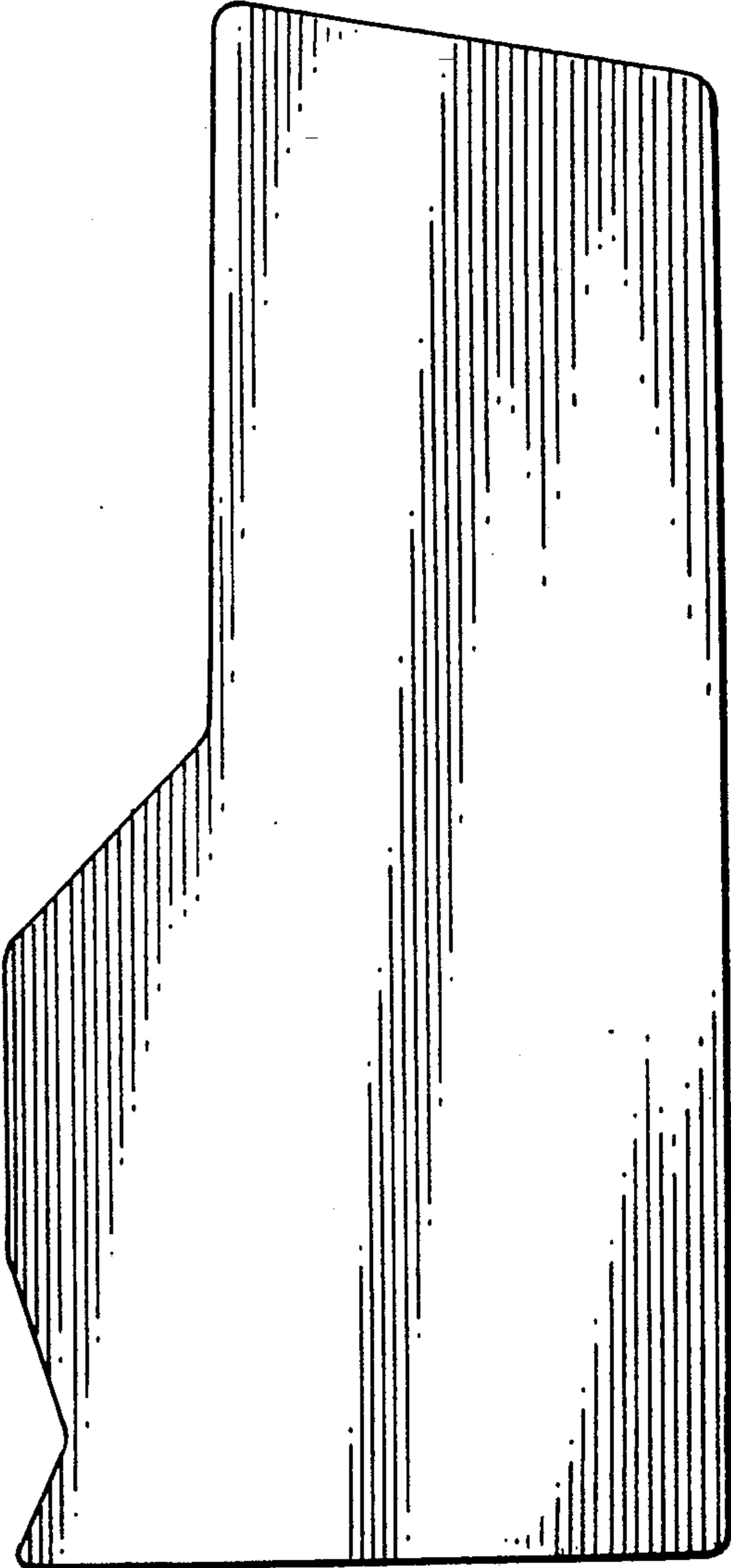


FIG. 3

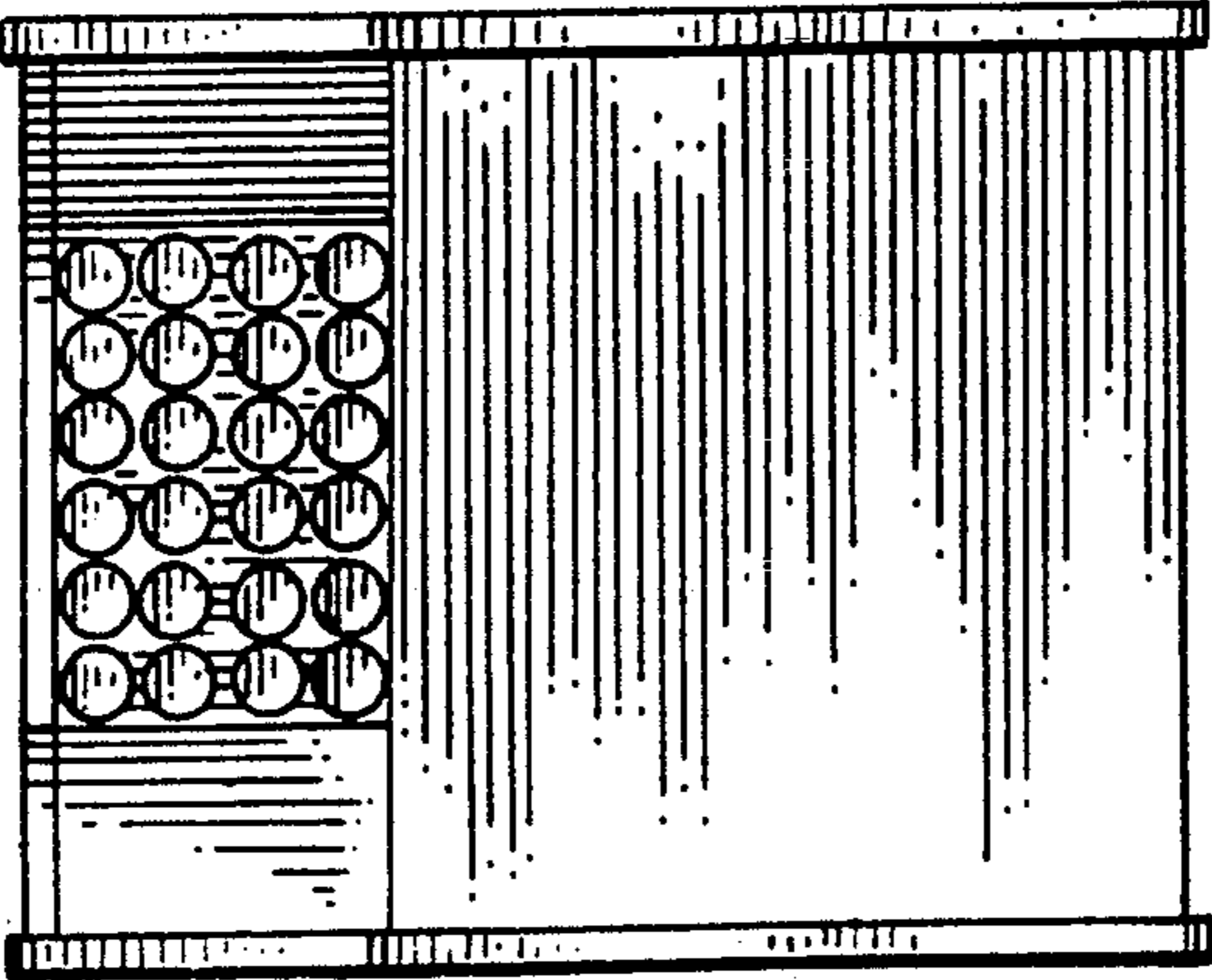


FIG. 4




FIG. 5

