



US00D325358S

# United States Patent [19]

[11] Patent Number: **Des. 325,358**

**Johnson**

[45] Date of Patent: **\*\* Apr. 14, 1992**

[54] **CHRISTMAS TREE FRAME**

[76] Inventor: **Elaine L. Johnson, 737 Fifth Ave., San Francisco, Calif. 94118**

[\*\*] Term: **14 Years**

[21] Appl. No.: **510,405**

[22] Filed: **Apr. 17, 1990**

[52] U.S. Cl. .... **D11/118; D6/458; D6/460**

[58] Field of Search ..... **D11/118, 121; D6/458, D6/460, 474; D32/58; 211/52.55, 112, 181; 108/53.5, 92, 99; 428/12, 18, 20, 32, 39**

[56] **References Cited**

**U.S. PATENT DOCUMENTS**

- D. 68,718 11/1925 Keller ..... D6/458 X
- D. 107,668 12/1937 Wadsworth et al. .... D11/118
- D. 182,356 3/1958 Cohen ..... D6/458

- D. 195,222 5/1963 Heiney ..... D11/118 X
- 208,938 10/1878 Turner ..... 211/112 X
- 1,033,566 7/1912 Eschelbacher ..... 211/112 X
- 1,570,651 1/1926 Topping et al. .... D6/460 X
- 1,577,207 3/1926 Dieperink-Langereis .... D11/118 X
- 1,590,220 6/1926 Wurts .
- 2,670,855 3/1954 Pierie ..... D32/58 X

*Primary Examiner*—Theodore M. Shooman  
*Assistant Examiner*—Dominic Simone  
*Attorney, Agent, or Firm*—Richard C. Litman

[57] **CLAIM**

The ornamental design for a Christmas tree frame, as shown and described.

**DESCRIPTION**

FIG. 1 is a front perspective view of a Christmas tree frame showing my new design all sides being similar; FIG. 2 is a top view thereof; FIG. 3 is a bottom perspective view thereof; and FIG. 4 is a side view thereof.

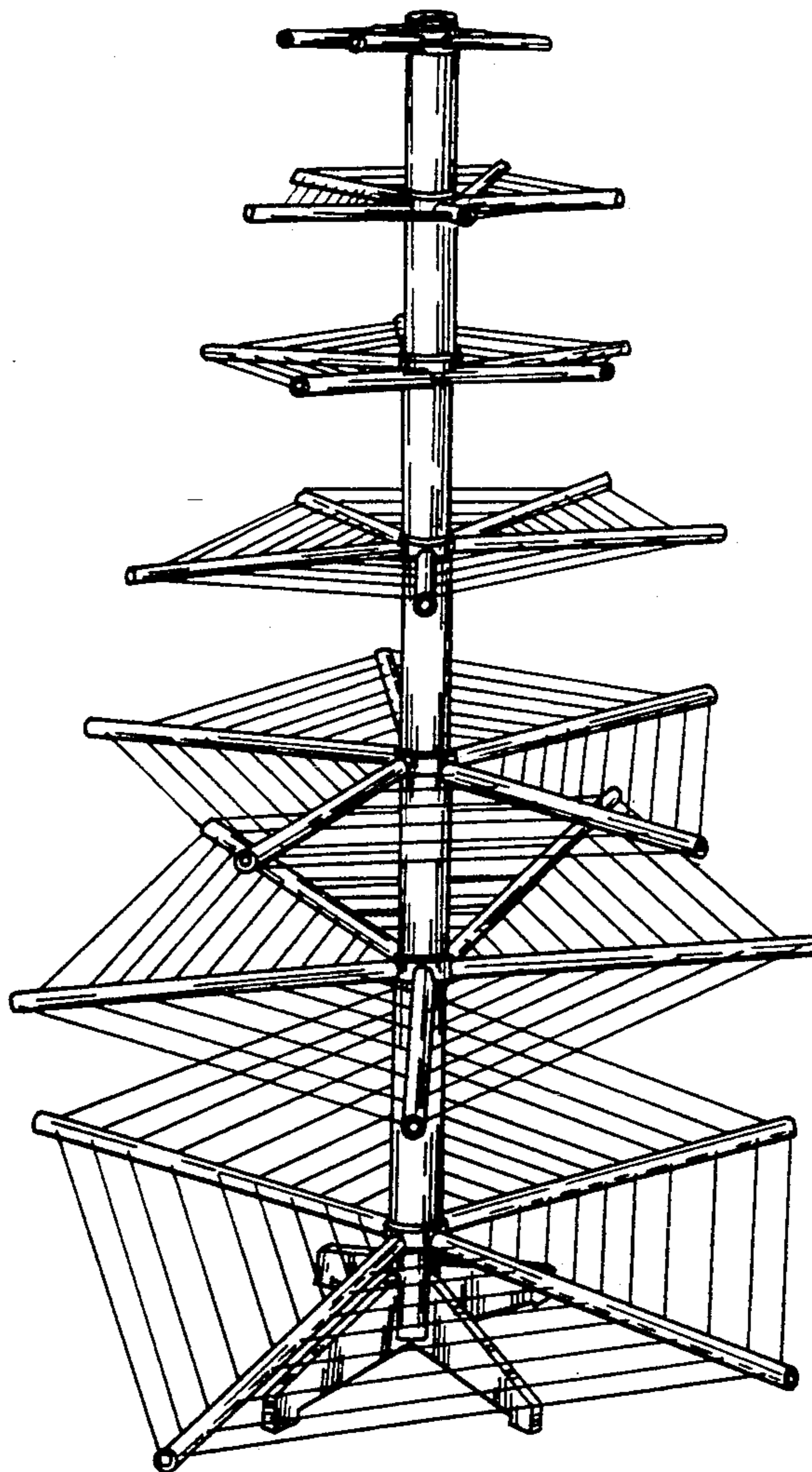


FIG. 1

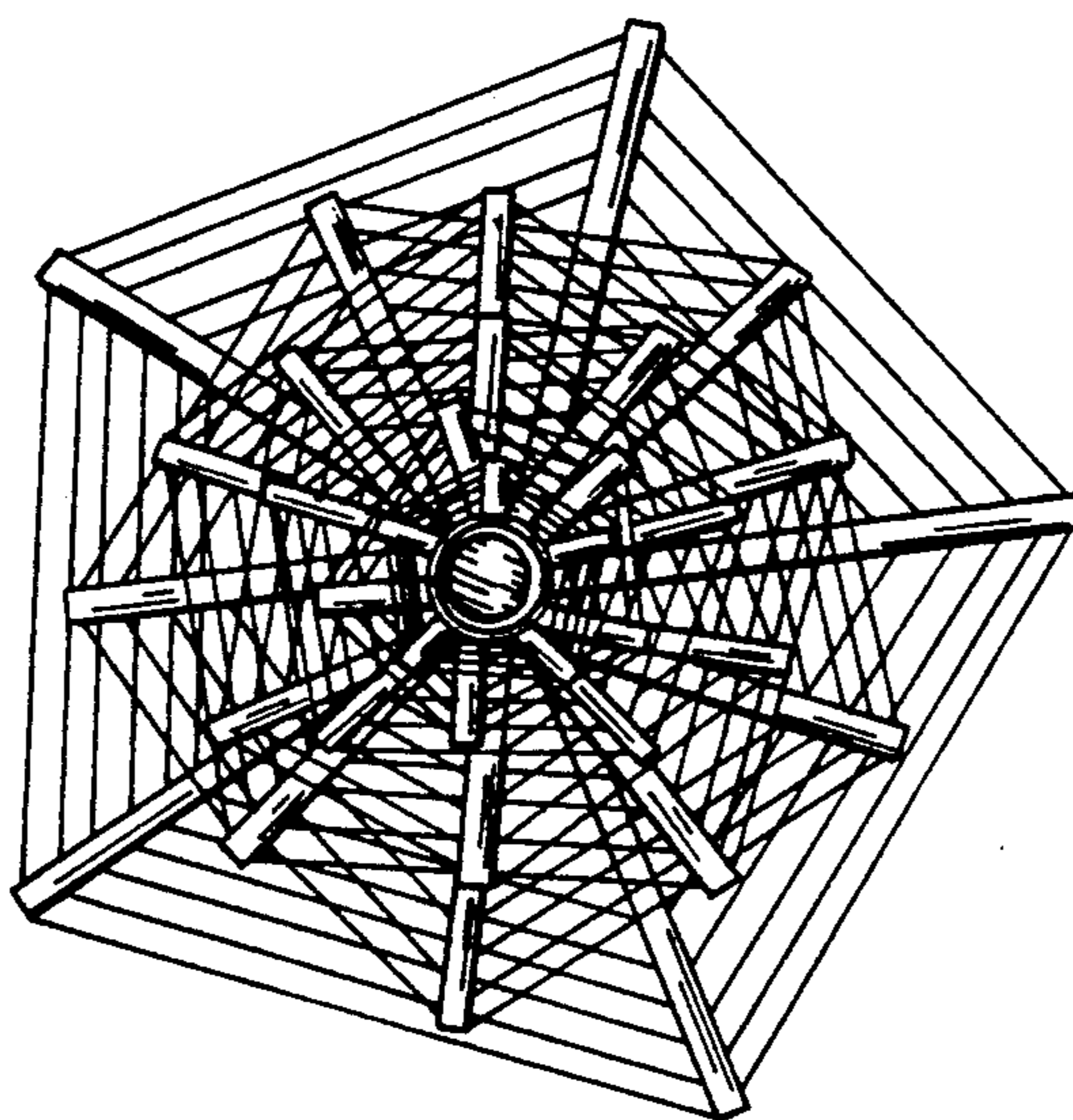
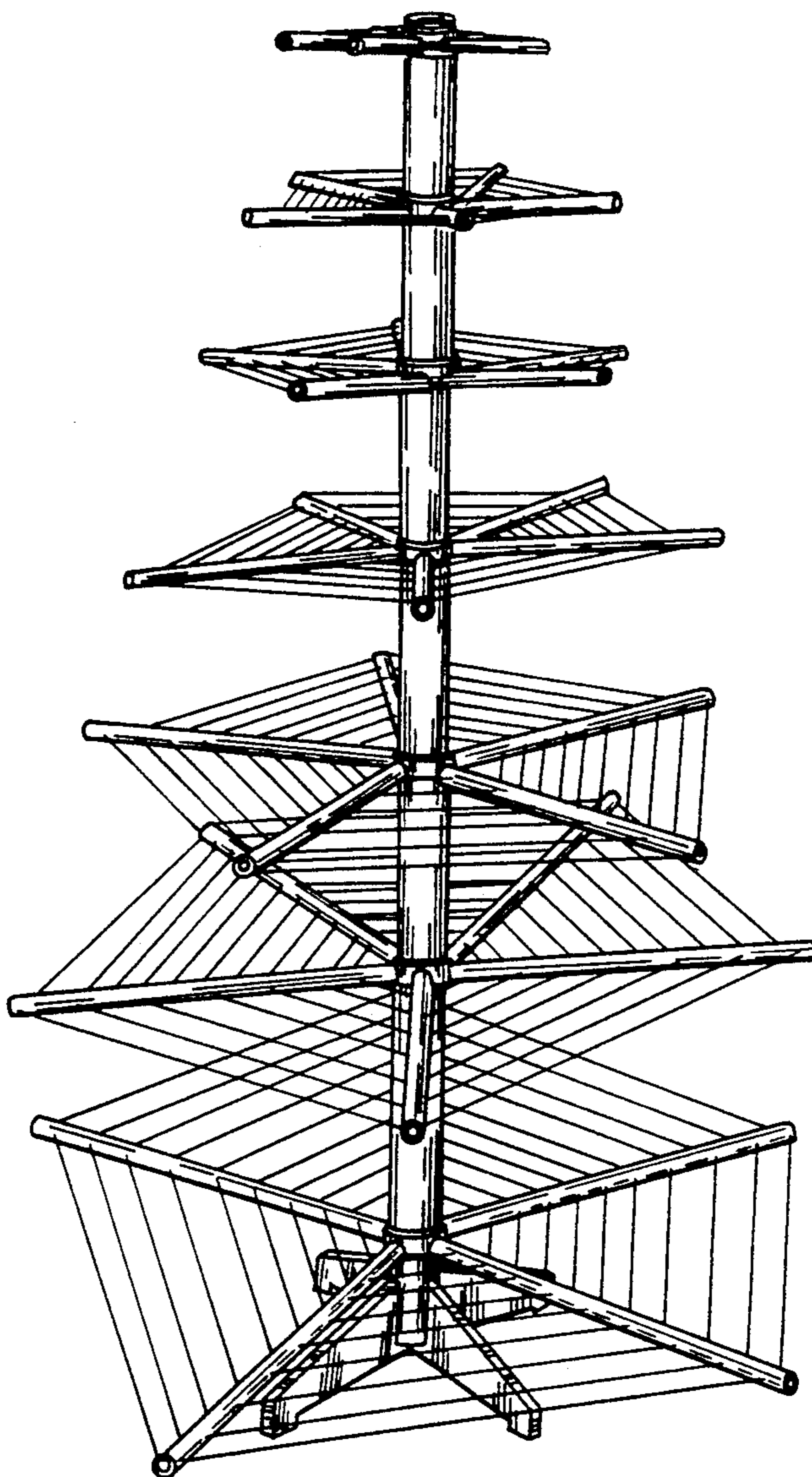


FIG. 2



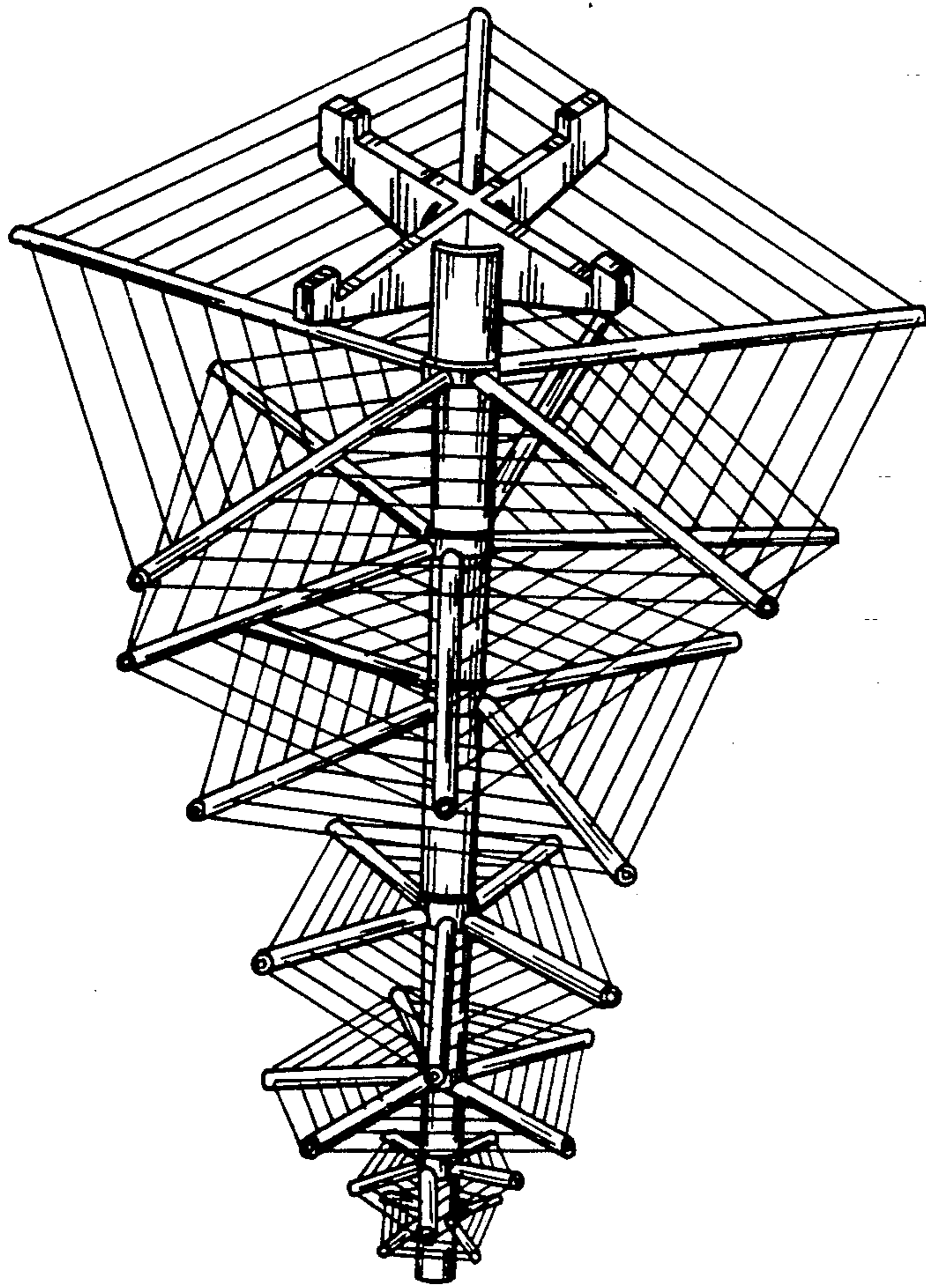


FIG. 3

FIG. 4

