



US00D325341S

United States Patent [19]

Balavich

[11] Patent Number: **Des. 325,341**

[45] Date of Patent: **** Apr. 14, 1992**

[54] **COMBINED BOTTLE AND CLOSURES WITH NESTED AMPULE**

[75] Inventor: **Nancy P. Balavich, New York, N.Y.**

[73] Assignee: **Revlon, Inc., New York, N.Y.**

[**] Term: **14 Years**

[21] Appl. No.: **544,007**

[22] Filed: **Jun. 26, 1990**

Related U.S. Application Data

[63] Continuation-in-part of Ser. No. 410,671, Sep. 11, 1989, Pat. No. Des. 319,182.

[52] U.S. Cl. **D9/347; D9/337; D9/390; D9/445; D9/447**

[58] Field of Search **D9/337, 338, 341, 347, D9/445, 447, 449, 454, 367, 349-355, 390-399, 378; 215/6, 10, 1 R, 1 C; 206/528**

[56] **References Cited**

U.S. PATENT DOCUMENTS

D. 100,412	7/1936	Carp	D9/347
D. 219,642	1/1971	Prahs	D9/347
D. 220,864	6/1971	Weckman	D9/347
D. 270,429	9/1983	Anderson	D9/347
D. 284,941	8/1986	Porteous	D9/378
D. 310,958	10/1990	Biesecker	D9/347
D. 319,181	8/1991	Balavich	D9/347
251,566	12/1981	Fuller	215/6
519,601	5/1894	Dryfoos	215/6
529,762	11/1894	Van Wie	215/6
849,211	4/1907	Daly	.	
2,008,335	7/1935	Nuyts	206/528
2,493,922	1/1950	Miller	215/6
2,780,255	2/1957	Barr	215/6
3,741,383	6/1973	Wittwer	215/6 X
4,235,343	11/1980	Thompson	215/6

FOREIGN PATENT DOCUMENTS

20127 7/1944 Finland 215/6

OTHER PUBLICATIONS

Modern Packaging Encyclopedia, 1970 Issue, p. 298, U.S. Cap & Closure Inc. "Pull'n Push" Dispenser Closures.

Modern Packaging, Jan., 1979, p. 9, Milk Mate Push-Pull Dispensing Closure and Overcap.

Modern Salon, Apr. 1983, p. 13, Roux Shades and Shades Bottle.

Primary Examiner—Theodore M. Shooman

Assistant Examiner—Lucy Lieberman

Attorney, Agent, or Firm—Julie Blackburn

[57] **CLAIM**

The ornamental design for a combined bottle and closures with nested ampule, as shown and described.

DESCRIPTION

FIG. 1 is a front elevation of a combined bottle and closures with nested ampule showing my new design;

FIG. 2 is a top plan view thereof;

FIG. 3 is a perspective view of the bottle with nested ampule shown without the closures for clarity of illustration;

FIG. 4 is a front elevation of FIG. 3;

FIG. 5 is a right side elevation of FIG. 3, the left side elevation is a mirror image thereof;

FIG. 6 is a rear elevation of FIG. 3;

FIG. 7 is a top plan view of FIG. 3;

FIG. 8 is a bottom plan view of FIG. 3;

FIG. 9 is a perspective view of the bottle shown without the closures and ampule for clarity of illustration;

FIG. 10 is a front elevation of FIG. 9; and,

FIG. 11 is a right side elevation of FIG. 9.

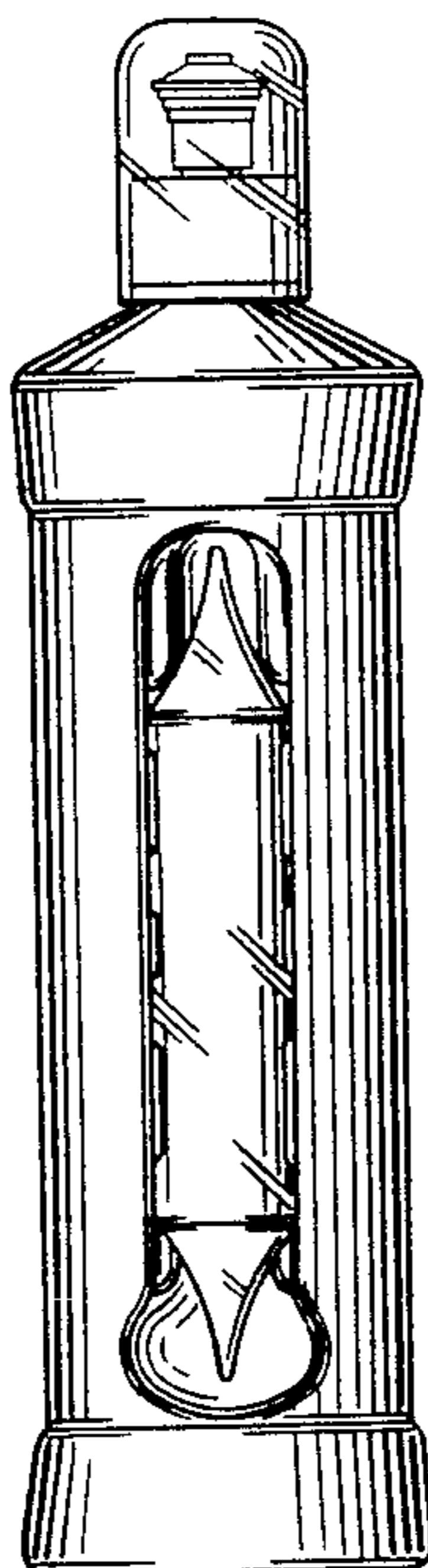


Fig. 1

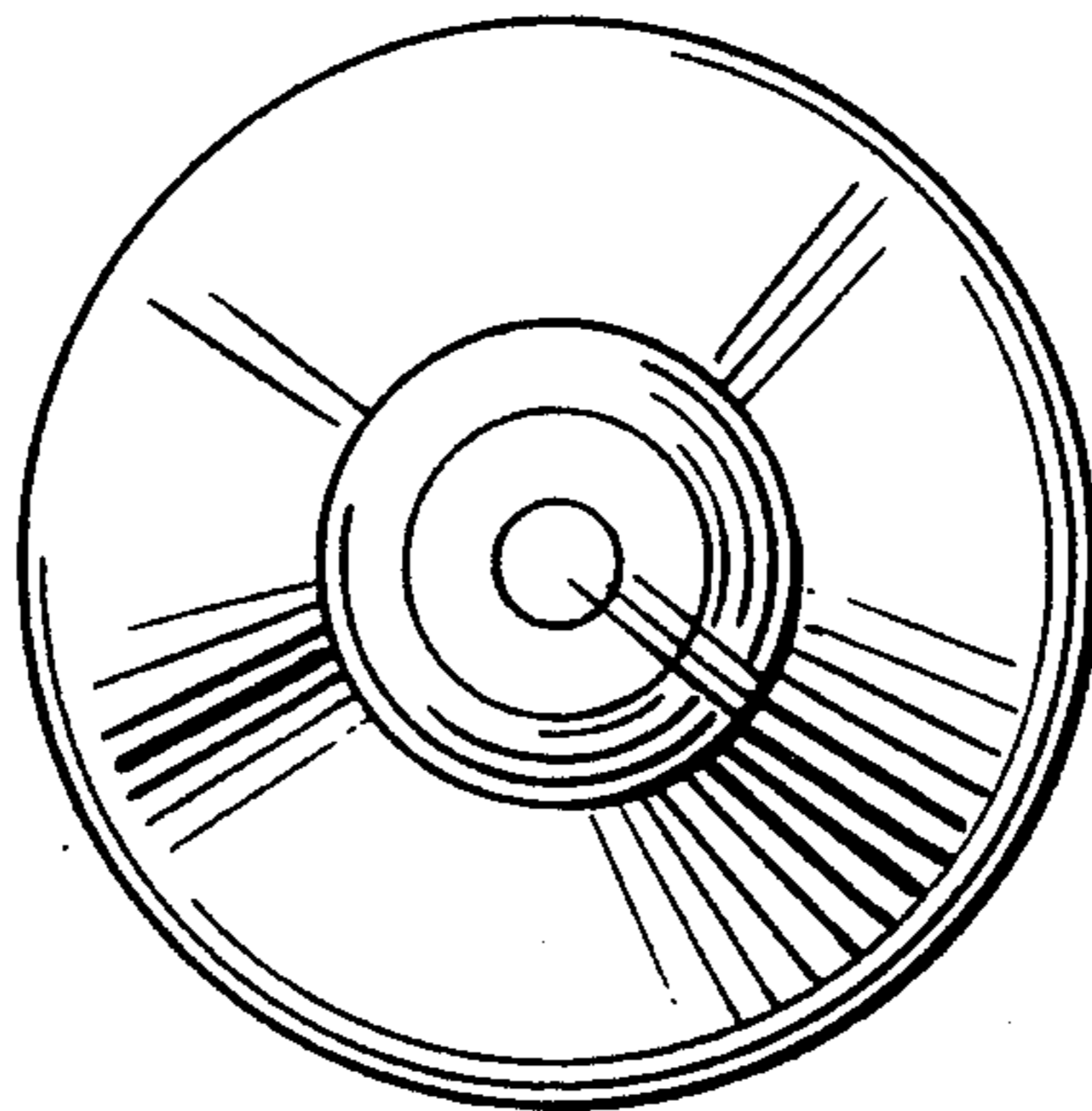



Fig. 2

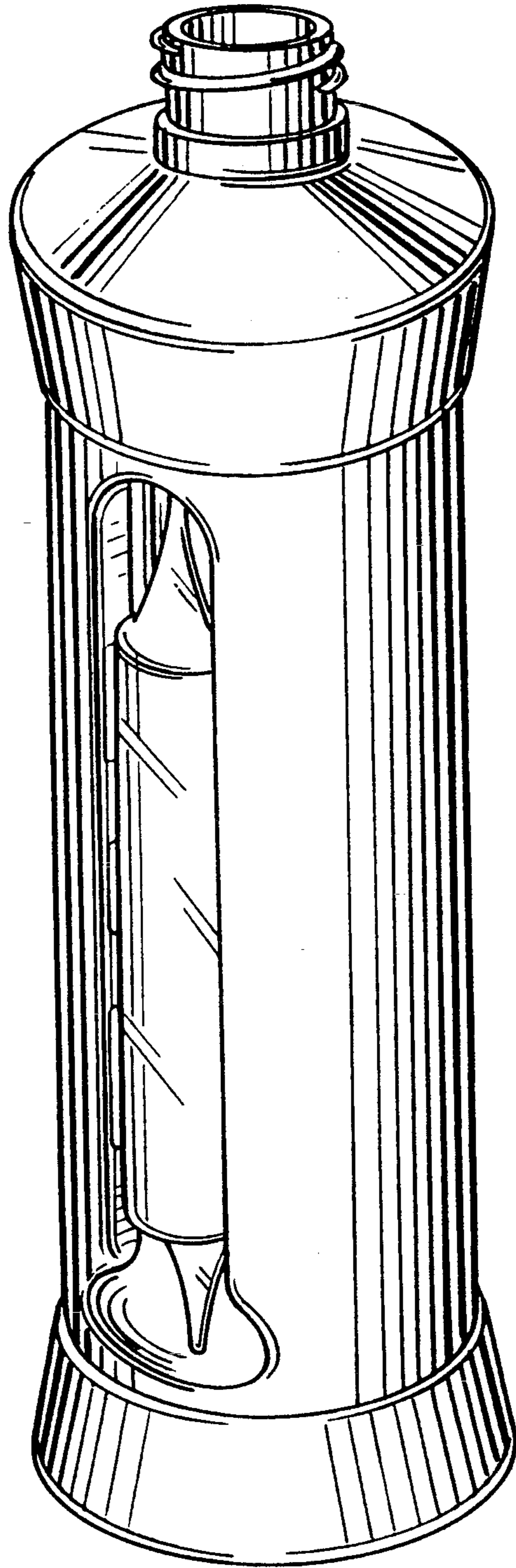


Fig. 3




Fig. 4

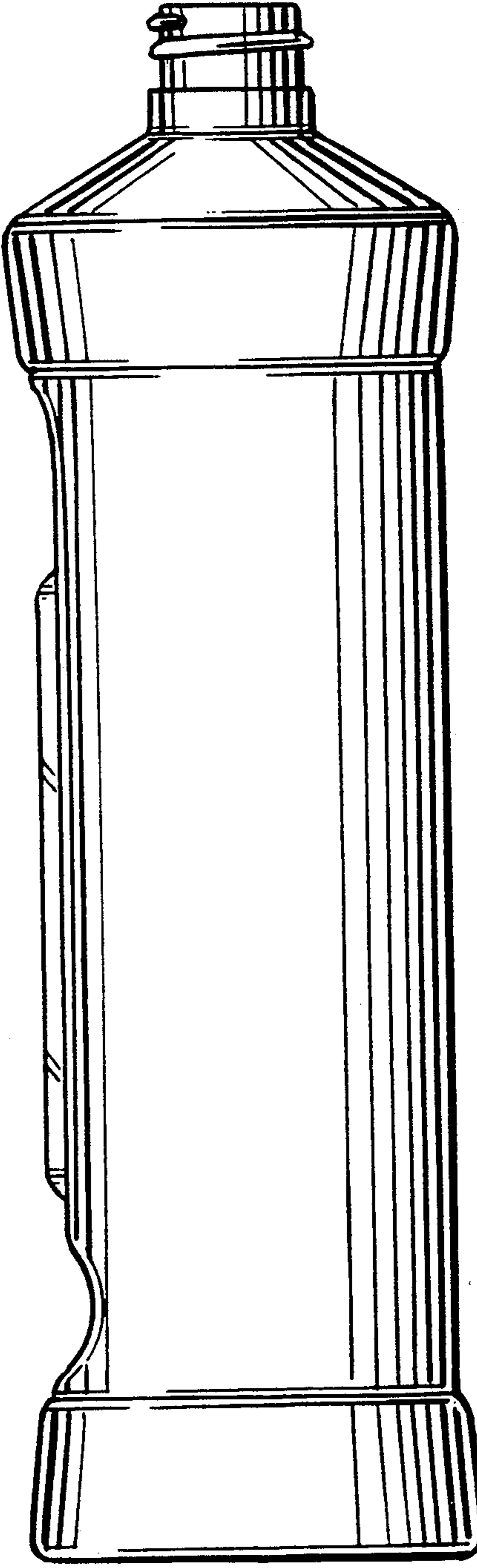


Fig. 5

Fig. 6




Fig. 7


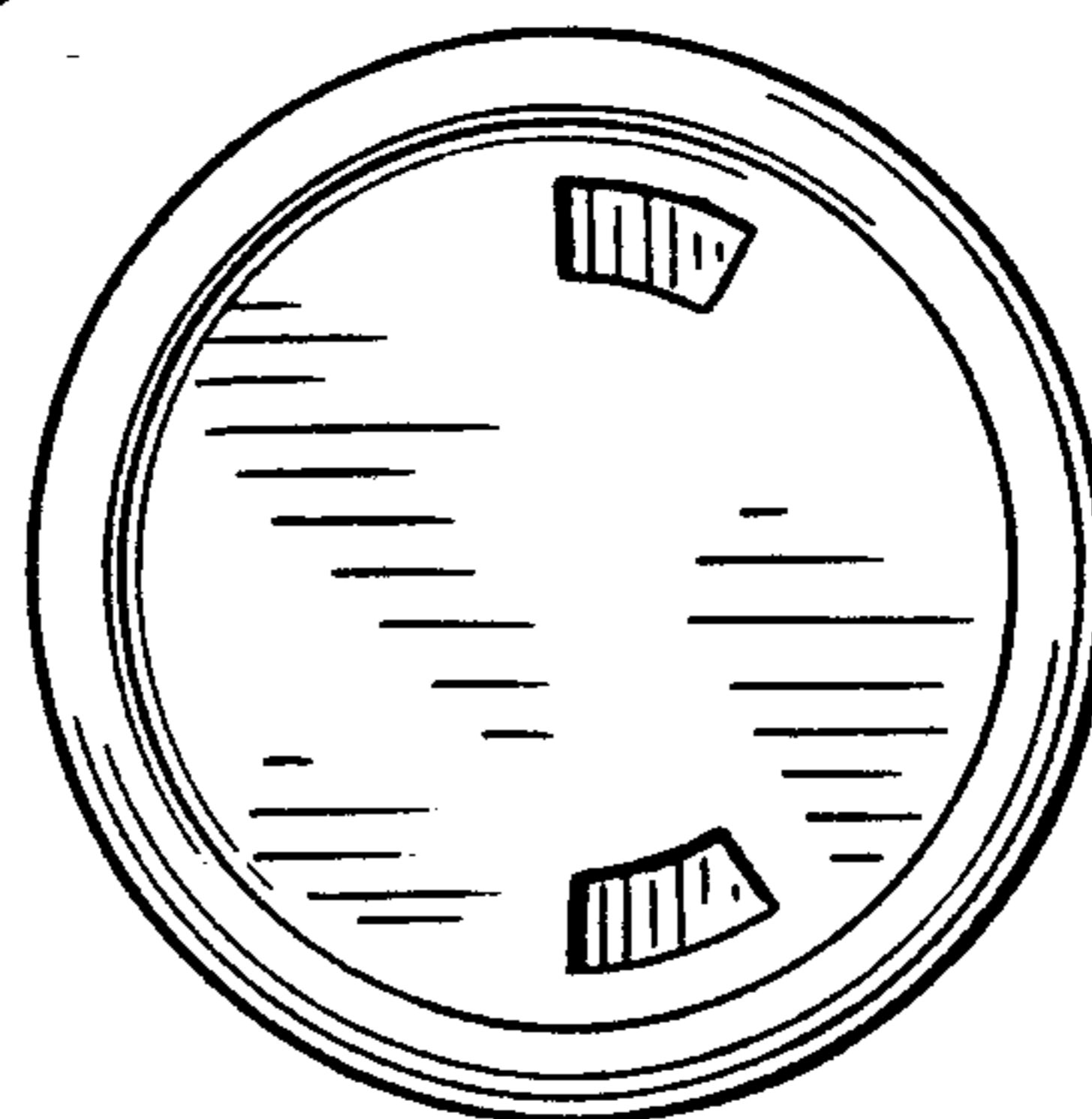


Fig. 8



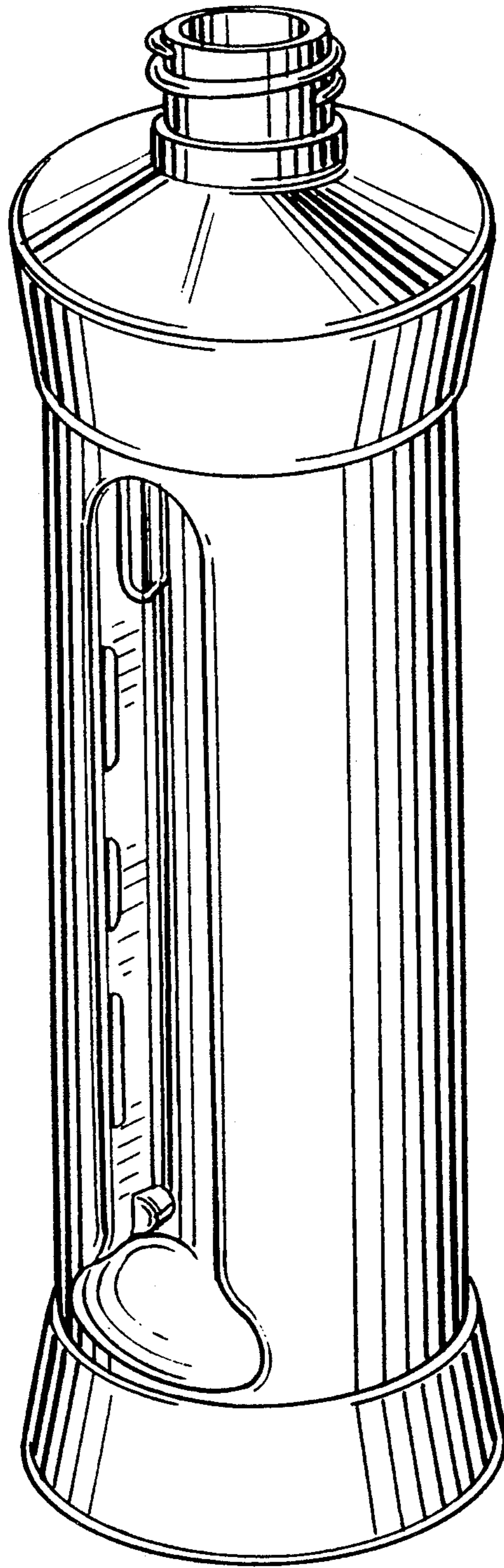


Fig. 9

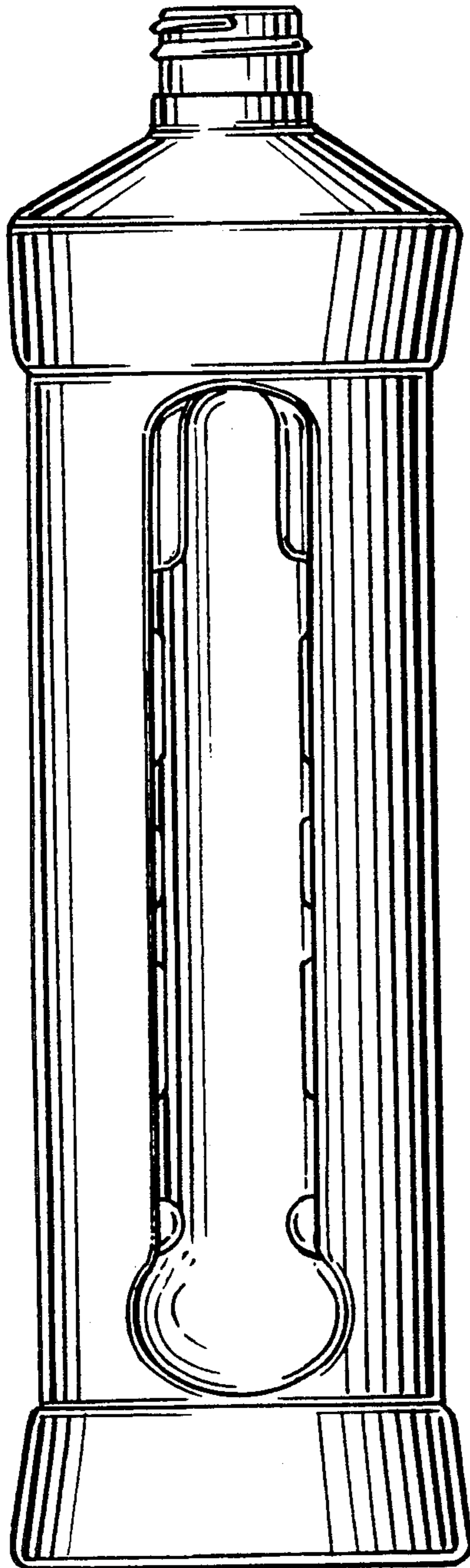


Fig. 10




Fig. 11