



US00D325339S

# United States Patent [19]

[11] Patent Number: **Des. 325,339**

Jones

[45] Date of Patent: **\*\* Apr. 14, 1992**

[54] **COMBINED COLLAPSIBLE TUBE AND CAP**

D. 280,140 8/1985 Bakic ..... D28/85  
D. 306,132 2/1990 Nitta ..... D9/300

[75] Inventor: **Joe Jones, Northwood, England**

### FOREIGN PATENT DOCUMENTS

[73] Assignee: **Beecham Group p.l.c., Middlesex, England**

1368586 6/1964 France ..... 132/316  
564564 10/1944 United Kingdom ..... 222/92

[\*\*] Term: **14 Years**

*Primary Examiner*—Bernard Ansher  
*Assistant Examiner*—C. Tuttle  
*Attorney, Agent, or Firm*—Peter C. Michalos

[21] Appl. No.: **721,227**

[22] Filed: **Jun. 25, 1991**

### [57] CLAIM

#### Related U.S. Application Data

The ornamental design for a combined collapsible tube and cap, as shown.

[62] Division of Ser. No. 301,742, Jan. 25, 1989.

[52] U.S. Cl. .... **D9/302**

[58] Field of Search ..... D9/302, 306, 371, 442;  
222/92, 106, 107

### DESCRIPTION

#### [56] References Cited

#### U.S. PATENT DOCUMENTS


D. 263,094 12/1981 Tiboldo ..... D9/302

FIG. 1 is a top, front, and left side perspective view of a combined collapsible tube and cap showing my new design;

FIG. 2 is a rear elevational view thereof;

FIG. 3 is a right side elevational view thereof; and,

FIG. 4 is a bottom plan view thereof.



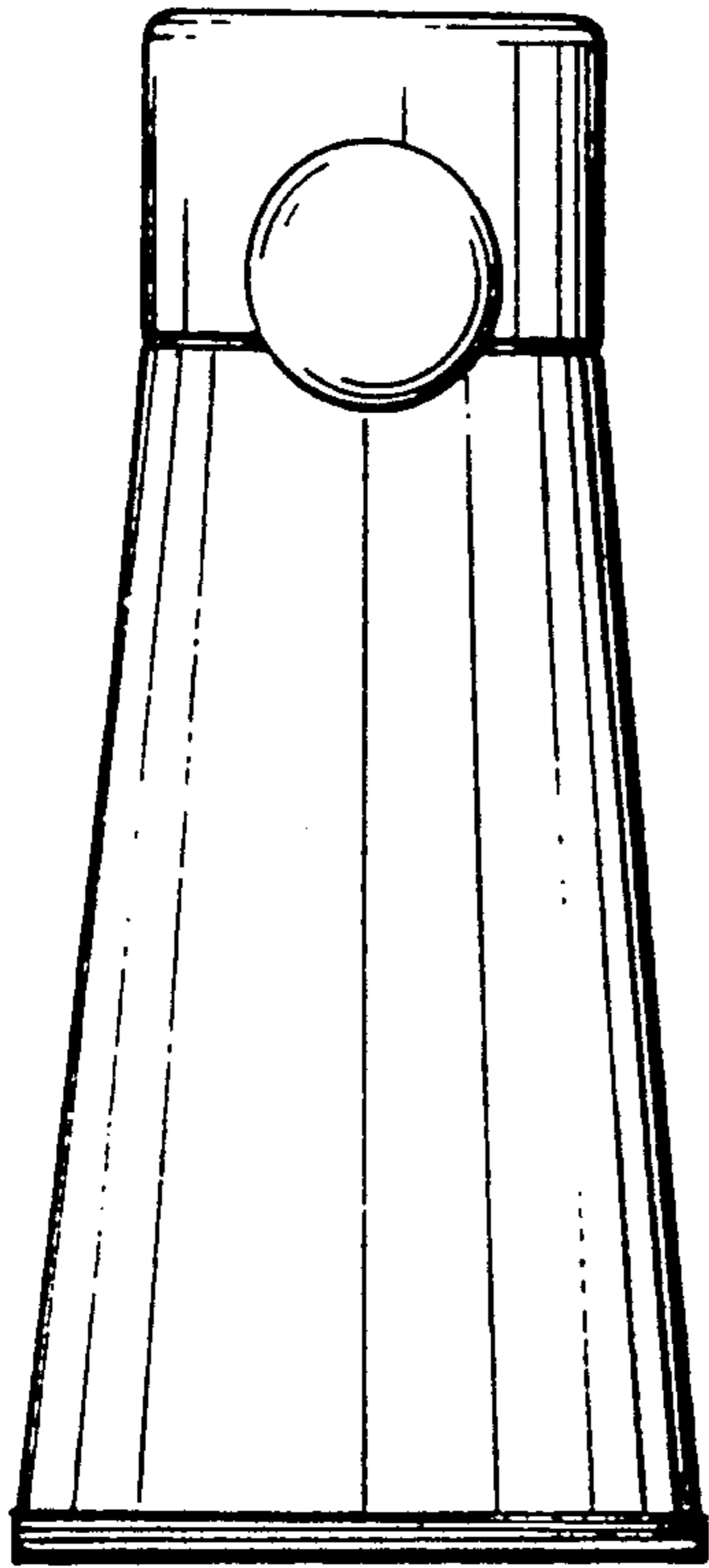


FIG. 2

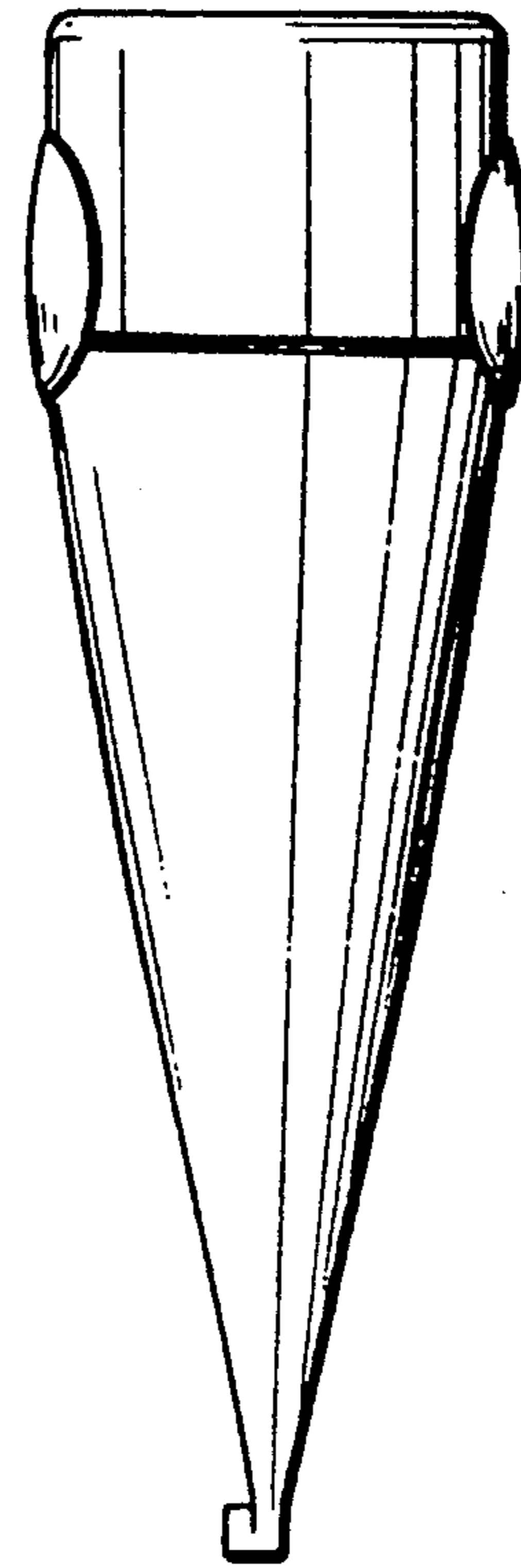


FIG. 3

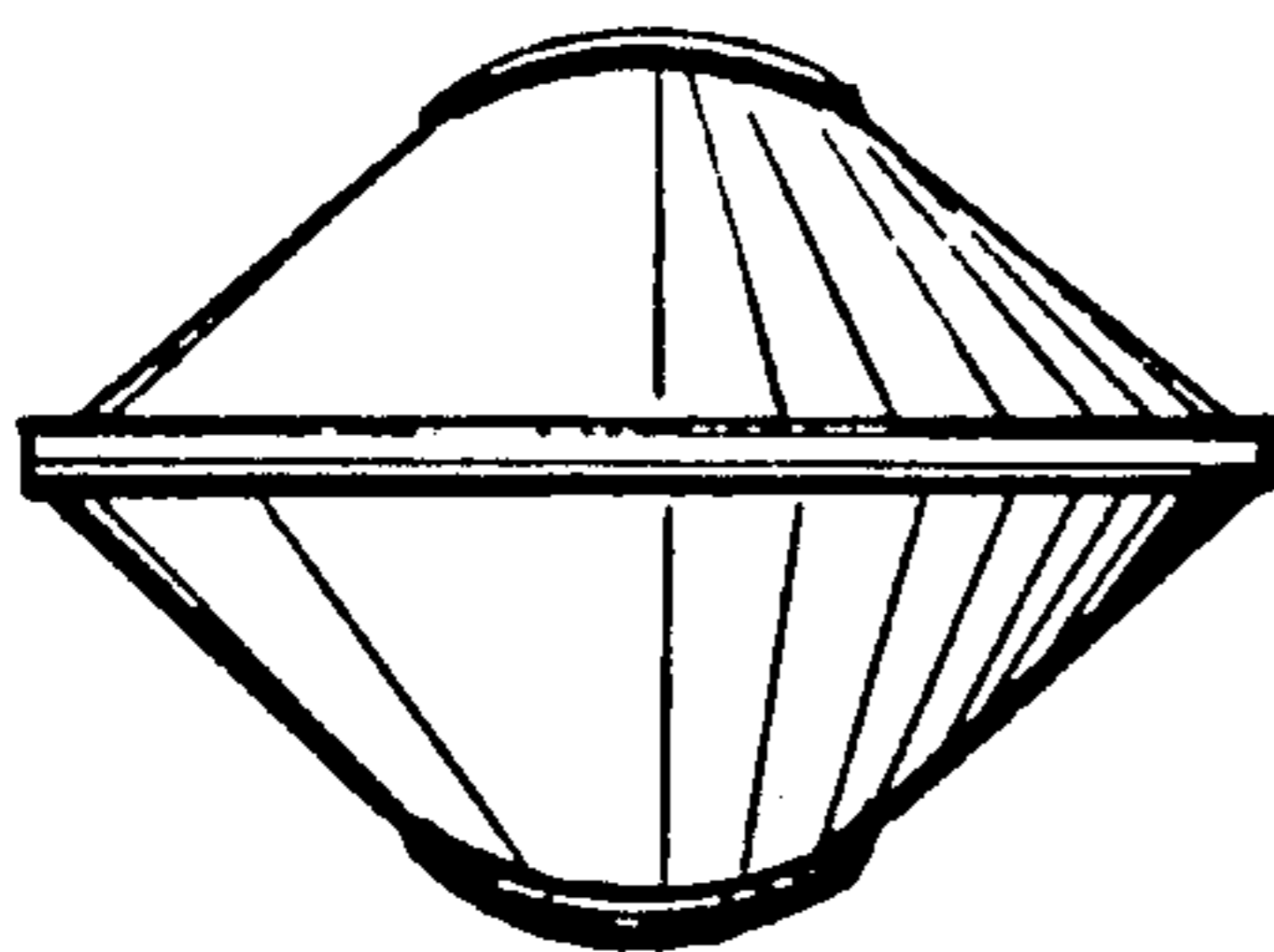


FIG. 4

FIG. 1

