



US00D325317S

United States Patent [19]

[11] Patent Number: **Des. 325,317**

Ruth

[45] Date of Patent: **** Apr. 14, 1992**

[54] CHUCK WAGON BARBEQUE PIT CART

[76] Inventor: **Ralph H. Ruth**, 2 Larkspur Way, #1, Natick, Mass. 01760

[**] Term: **14 Years**

[21] Appl. No.: **553,278**

[22] Filed: **Jul. 16, 1990**

[52] U.S. Cl. **D7/334**

[58] Field of Search **D7/332, 334, 336; D12/17-19; 126/25 R, 25 A, 37 R, 39 B, 276, 268**

[56] References Cited

U.S. PATENT DOCUMENTS

D. 179,345	12/1956	Henry et al.	D7/334
D. 179,431	12/1956	Sellhorn et al.	D7/334
D. 205,875	9/1966	Weatherly	D7/334
D. 223,065	3/1972	Turner	D7/334
D. 251,230	3/1979	Adams	D7/334
D. 282,519	2/1986	Sustana	D7/334
2,600,234	6/1952	Foley	99/421
4,108,055	8/1978	Simmons	99/421 H
4,757,756	7/1988	Van Marr	99/482

OTHER PUBLICATIONS

The American Home, Jun. 1956, p. 16, "Covered Wagon BBQ".

Florida Builder for Mar. 1954, p. 31, "A Portable Barbeque, The Chuck Wagon".

Primary Examiner—A. Hugo Word

Assistant Examiner—Ruth McInroy

Attorney, Agent, or Firm—Henderson & Sturm

[57] CLAIM

The ornamental design for a chuck wagon barbecue pit cart, as shown and described.

DESCRIPTION

FIG. 1 is a perspective view of a chuck wagon barbecue pit cart showing my new design;

FIG. 2 is a side elevational view thereof;

FIG. 3 is a front elevational view thereof;

FIG. 4 is a rear elevational view thereof;

FIG. 5 is a side elevational view of the opposite side of FIG. 2;

FIG. 6 is a top plan view thereof; and,

FIG. 7 is a bottom plan view thereof.






Fig. 1

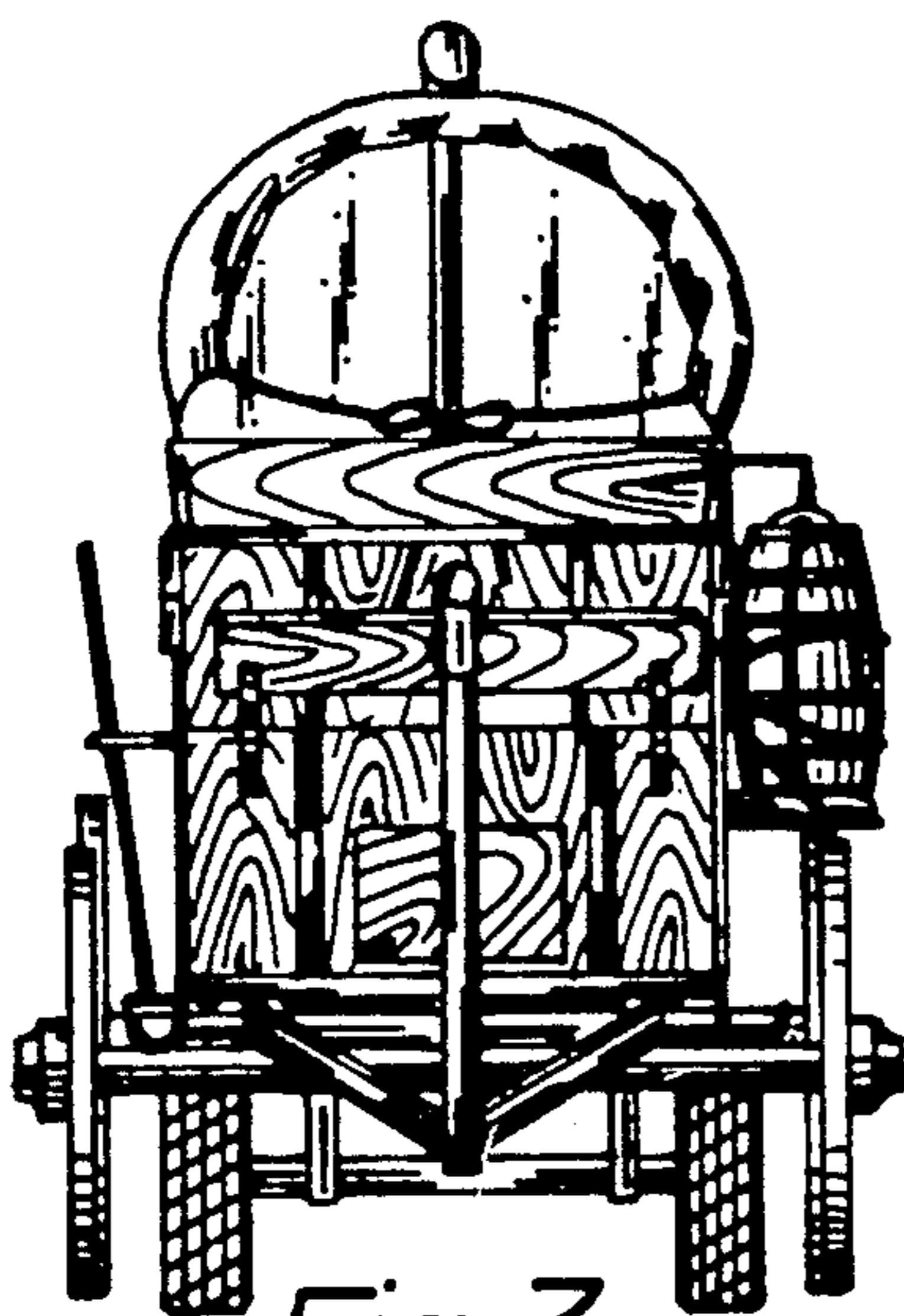


Fig. 3

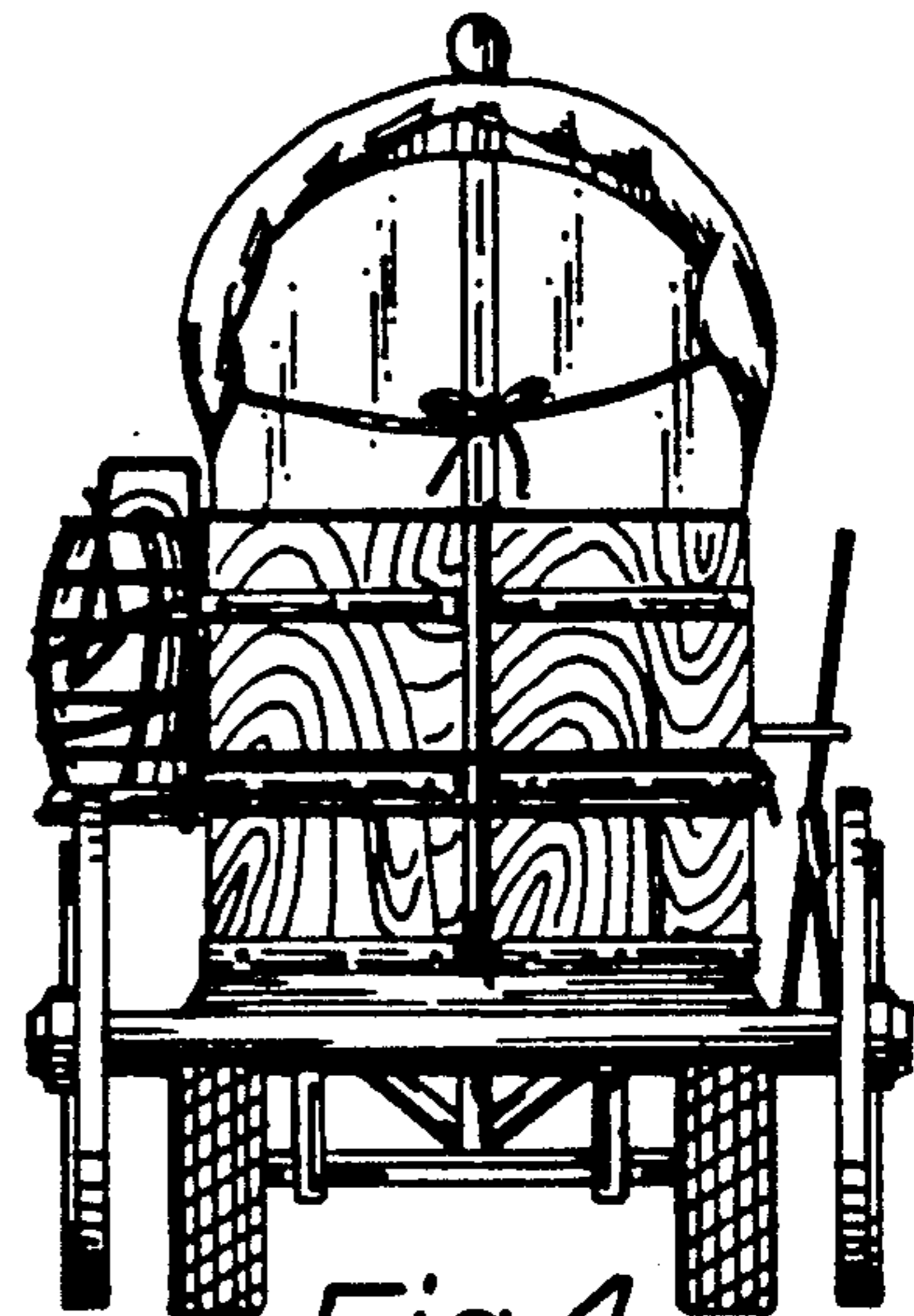


Fig. 4




Fig. 2




Fig. 5

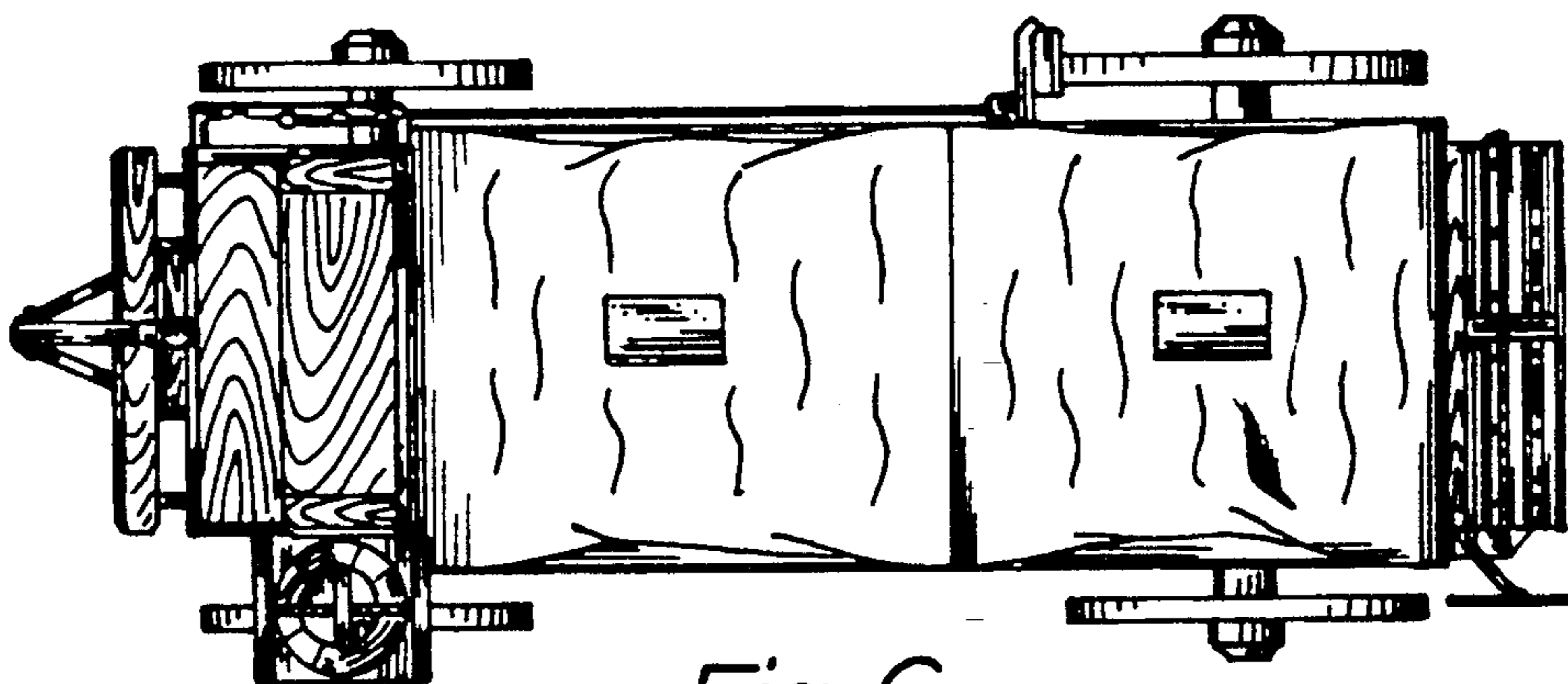


Fig. 6

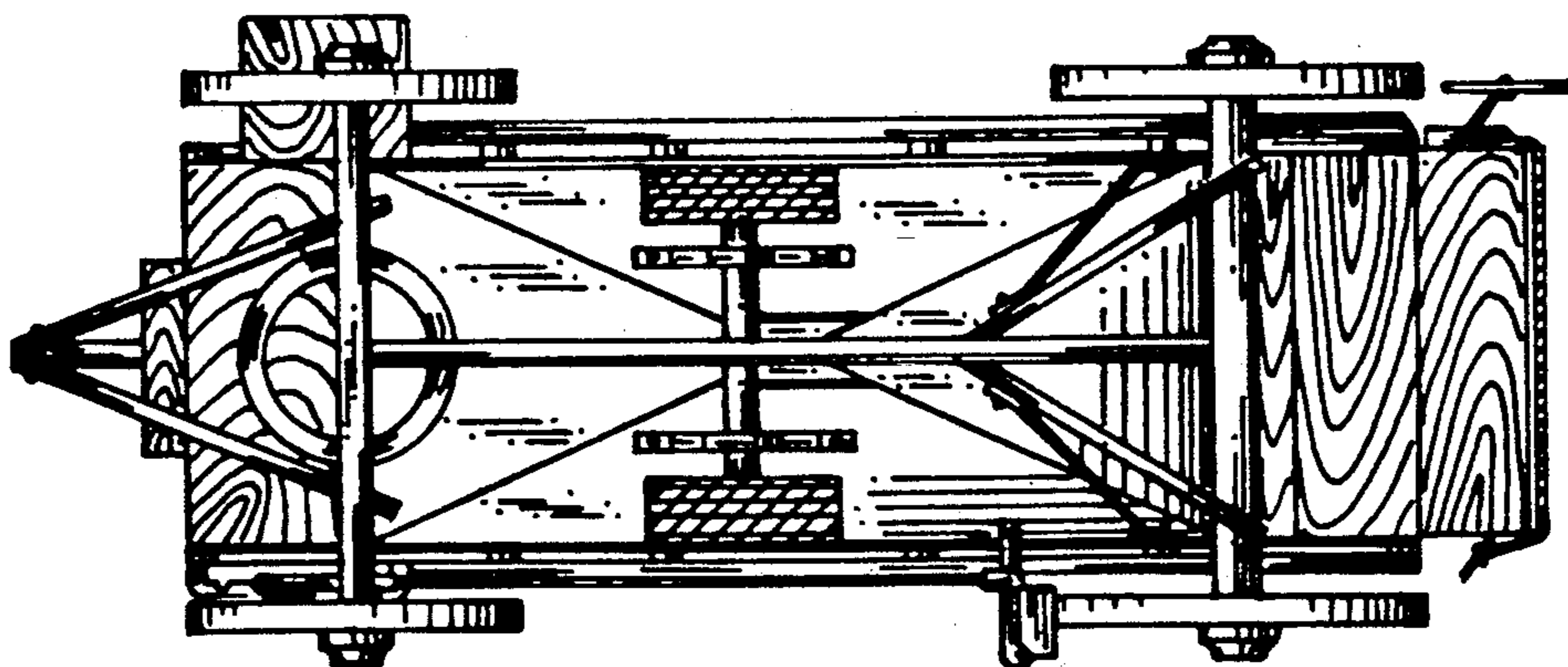


Fig. 7