



US00D325305S

United States Patent [19]

Sottsass et al.

[11] Patent Number: **Des. 325,305**

[45] Date of Patent: **** Apr. 14, 1992**

[54] CHAIR

D. 288,635 3/1987 Vidal D6/380

[75] Inventors: **Ettore Sottsass; Marco Zaninni**, both of Milan, Italy

[73] Assignee: **Knoll International Inc.**, New York, N.Y.

[**] Term: **14 Years**

[21] Appl. No.: **95,479**

[22] Filed: **Sep. 10, 1987**

[52] U.S. Cl. **D6/379**

[58] Field of Search **D6/374, 379, 380, 375, D6/366**

OTHER PUBLICATIONS

Design Catalog Jan., 1982 p. 99 Krug Chair XD6/379, XD6/366 GP 290.

Mattiamo Su Coisa 3-1979, p. 4.

Primary Examiner—Nelson C. Holtje

Assistant Examiner—J. H. Musgrove

Attorney, Agent, or Firm—Thomas A. O'Rourke

[57] CLAIM

The ornamental design for a chair, as shown and described.

DESCRIPTION

FIG. 1 is a front elevational view of a chair showing my new design;

FIG. 2 is a top plan view;

FIG. 3 is a right front perspective view; the opposite side being a mirror image;

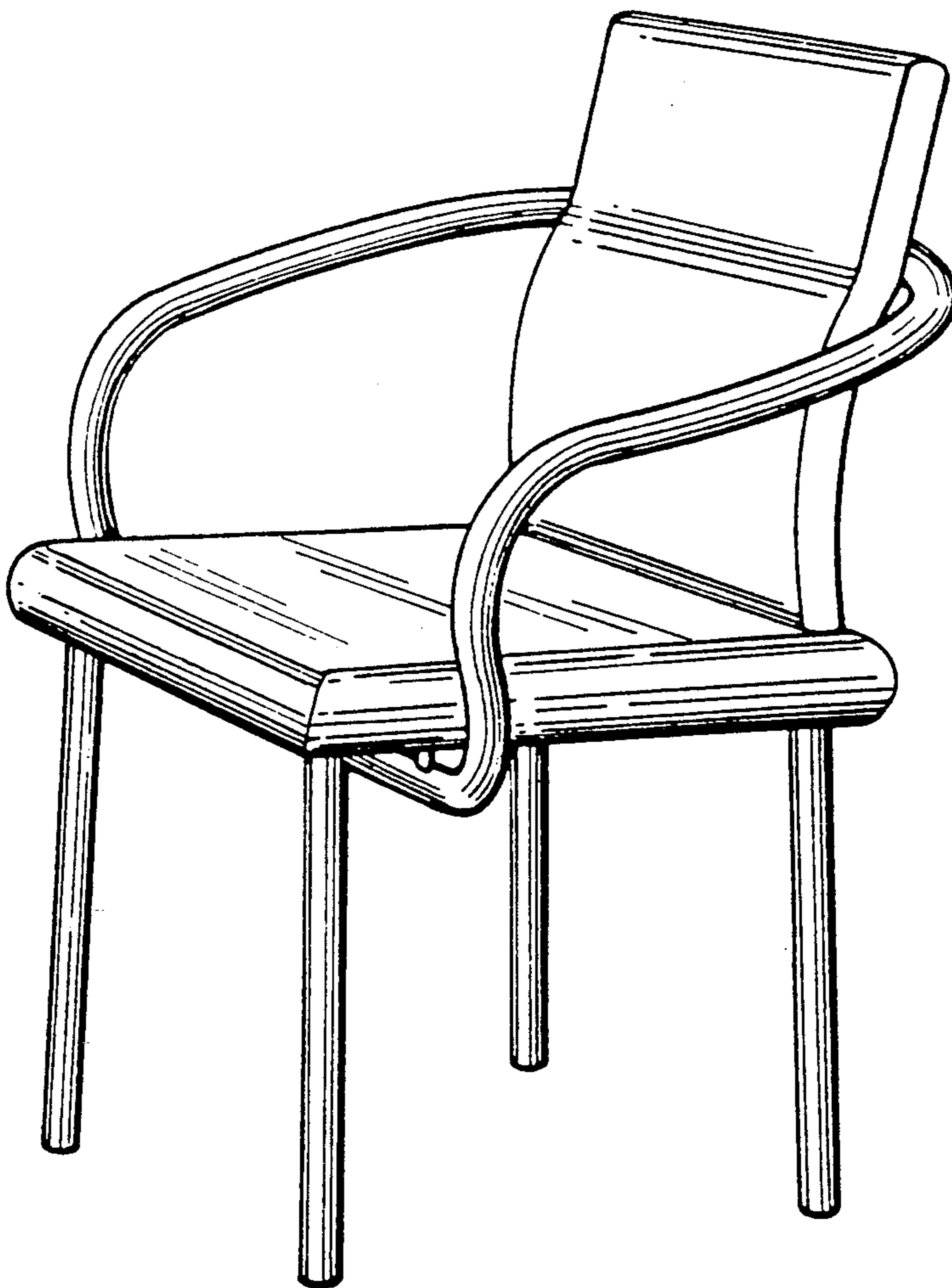
FIG. 4 is a rear elevational view; and,

FIG. 5 is a bottom plan view.

[56] References Cited

U.S. PATENT DOCUMENTS

D. 200,534	3/1965	Jakobsen	D6/379
D. 209,742	1/1968	Gass	D6/379
D. 224,384	7/1972	Brewer	D6/379
D. 234,556	3/1975	Hauner	D6/375
D. 262,244	12/1981	Wilson	D6/379



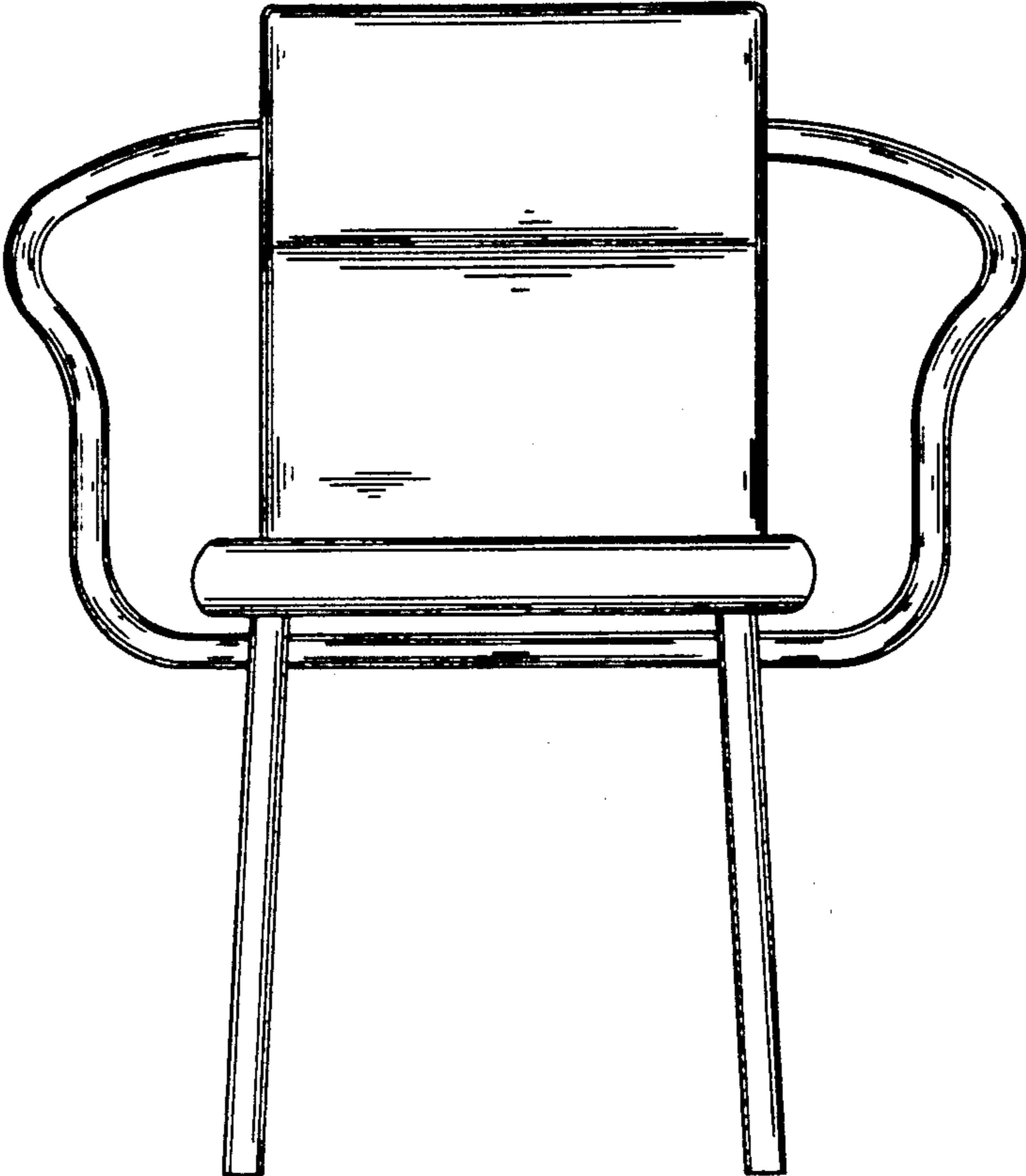


FIG. 1




FIG. 2

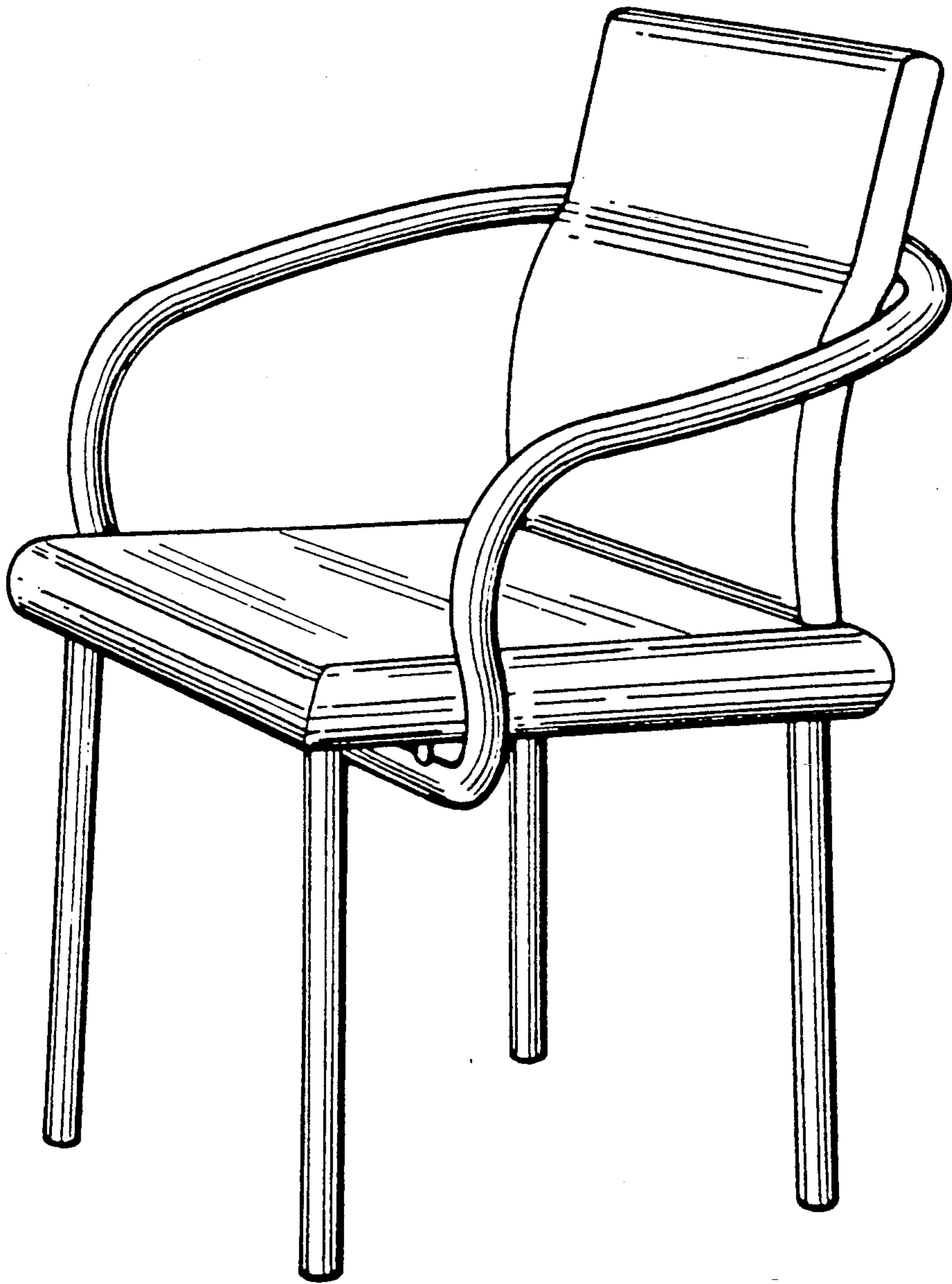


FIG. 3




FIG. 4




FIG. 5