



US00D325291S

**United States Patent** [19]  
**Hatfield**

[11] **Patent Number: Des. 325,291**  
[45] **Date of Patent: \*\* Apr. 14, 1992**

[54] **SHOE UPPER**

[75] **Inventor: Tinker Hatfield, Portland, Oreg.**

[73] **Assignees: Nike, Inc.; Nike International Ltd., both of Beaverton, Oreg.**

[\*\*] **Term: 14 Years**

[21] **Appl. No.: 688,333**

[22] **Filed: Apr. 22, 1991**

[52] **U.S. Cl. .... D2/314; D2/312**

[58] **Field of Search ..... D2/264, 265, 272, 275, D2/308-314; 36/45, 83, 84, 89, 101-106, 112-114, 132, 136**

[56] **References Cited**

**U.S. PATENT DOCUMENTS**

D. 273,340	4/1984	Gamm	.....	D2/310
D. 291,144	8/1987	Tong	.....	D2/314
D. 292,241	10/1987	Selbiger	.....	D2/312 X
D. 294,193	2/1988	Brown	.	
D. 316,928	5/1991	Rogers	.....	D2/314

**OTHER PUBLICATIONS**

Nike Fall 1988 Catalog, p. 66.  
Nike Spring 1989 Catalog, pp. 36 and 62.

Nike Fall 1989 Catalog, pp. 4 and 84.  
Nike Spring 1990 Catalog, p. 22.  
Nike Fall 1991 Catalog, pp. 32 and 60.


*Primary Examiner*—Louis S. Zarfes  
*Attorney, Agent, or Firm*—Banner, Birch, McKie & Beckett

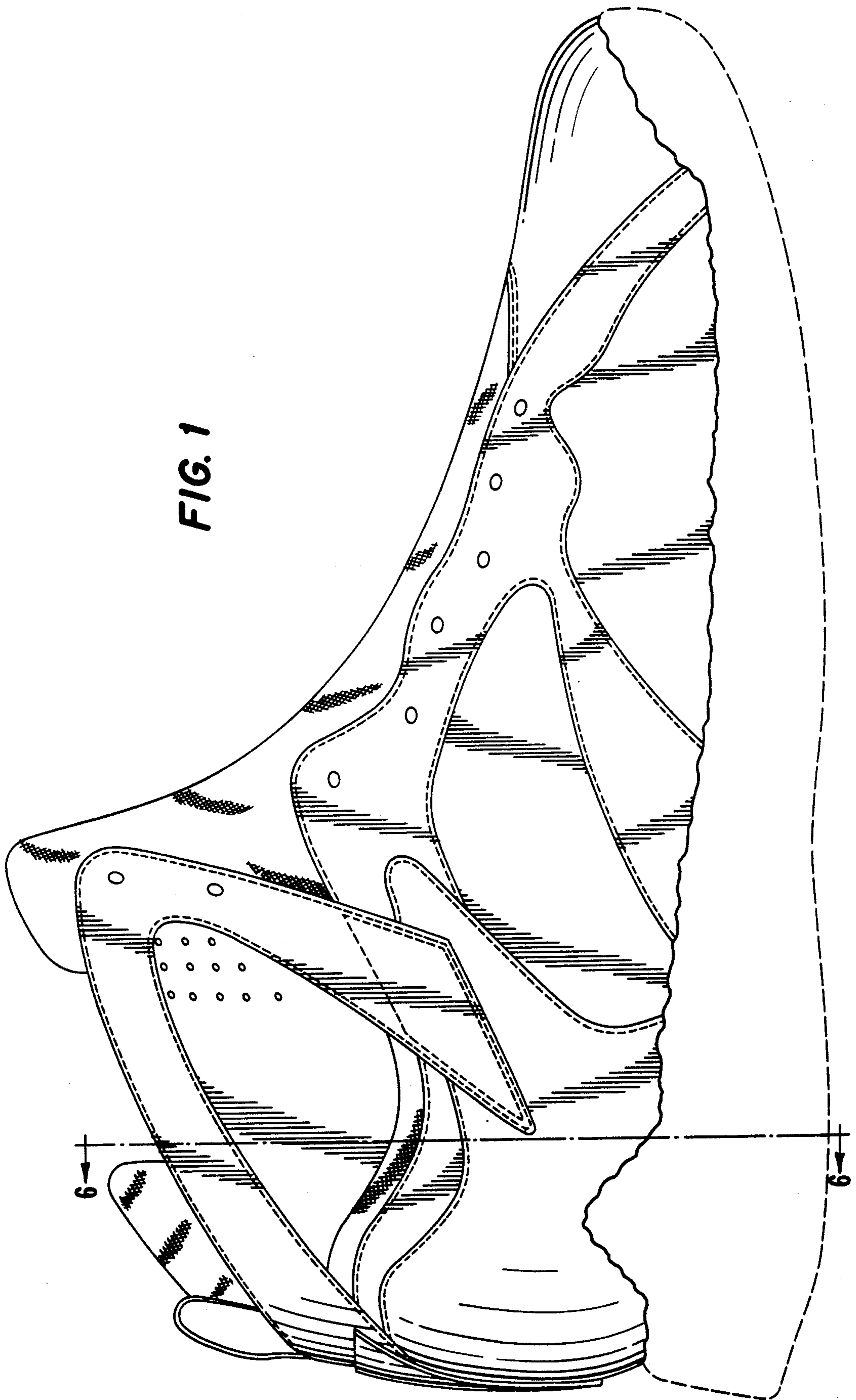
[57] **CLAIM**

The ornamental design for a shoe upper, as shown and described.

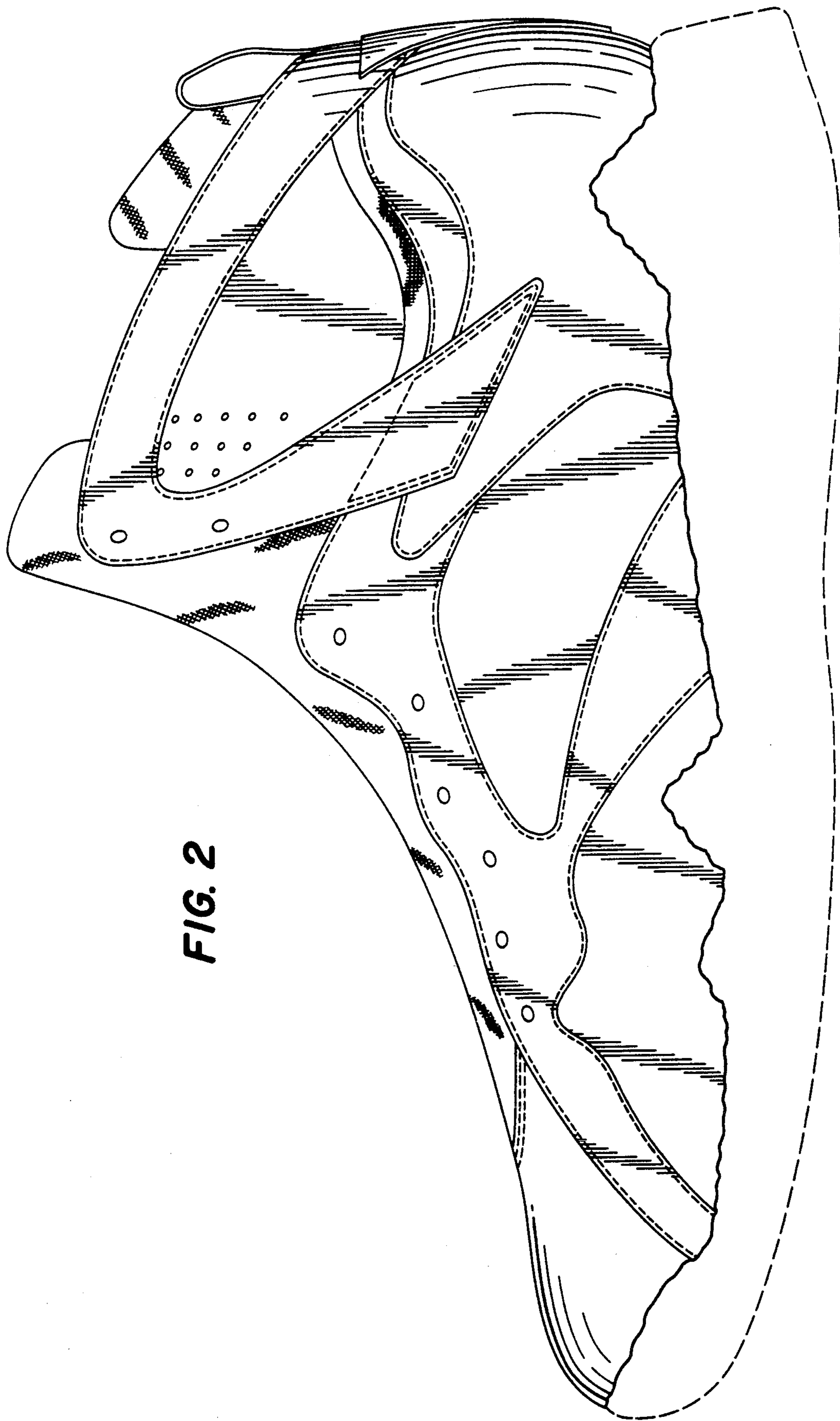
**DESCRIPTION**

FIG. 1 is a side elevational view of one side of a shoe upper showing my new design;  
FIG. 2 is a side elevational view of the other side of the shoe upper shown in FIG. 1;  
FIG. 3 is a front elevational view of the shoe upper shown in FIG. 1;  
FIG. 4 is a rear elevational view of the shoe upper shown in FIG. 1;  
FIG. 5 is a top plan view of the shoe upper shown in FIG. 1; and,  
FIG. 6 is a cross-sectional view taken along the line 6-6 of FIG. 1.  
The broken line showing of a shoe sole in FIGS. 1-4 and 6 is for illustrative purposes only and forms no part of the claimed design.



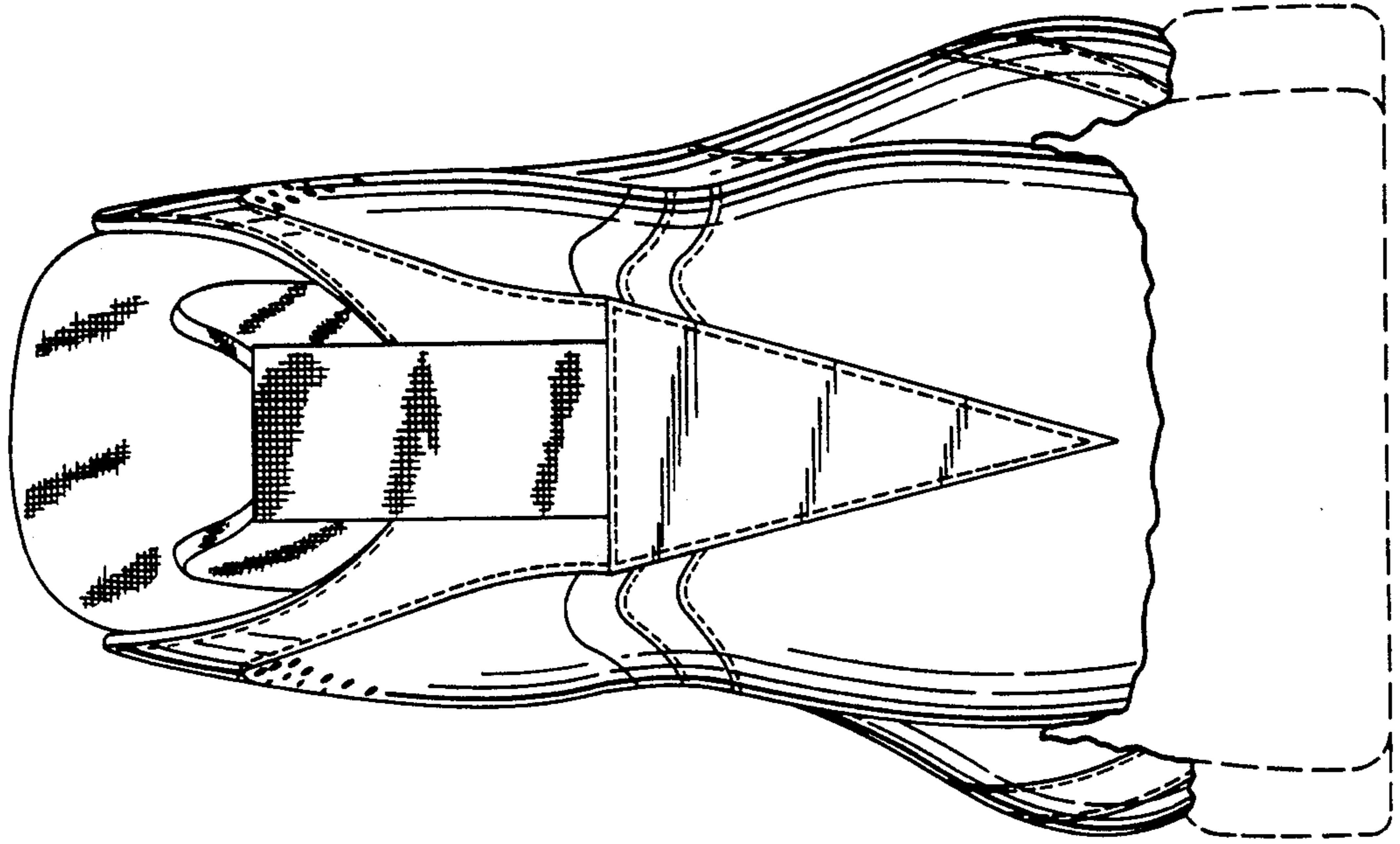


**FIG. 1**



**FIG. 2**

**FIG. 4**



**FIG. 3**

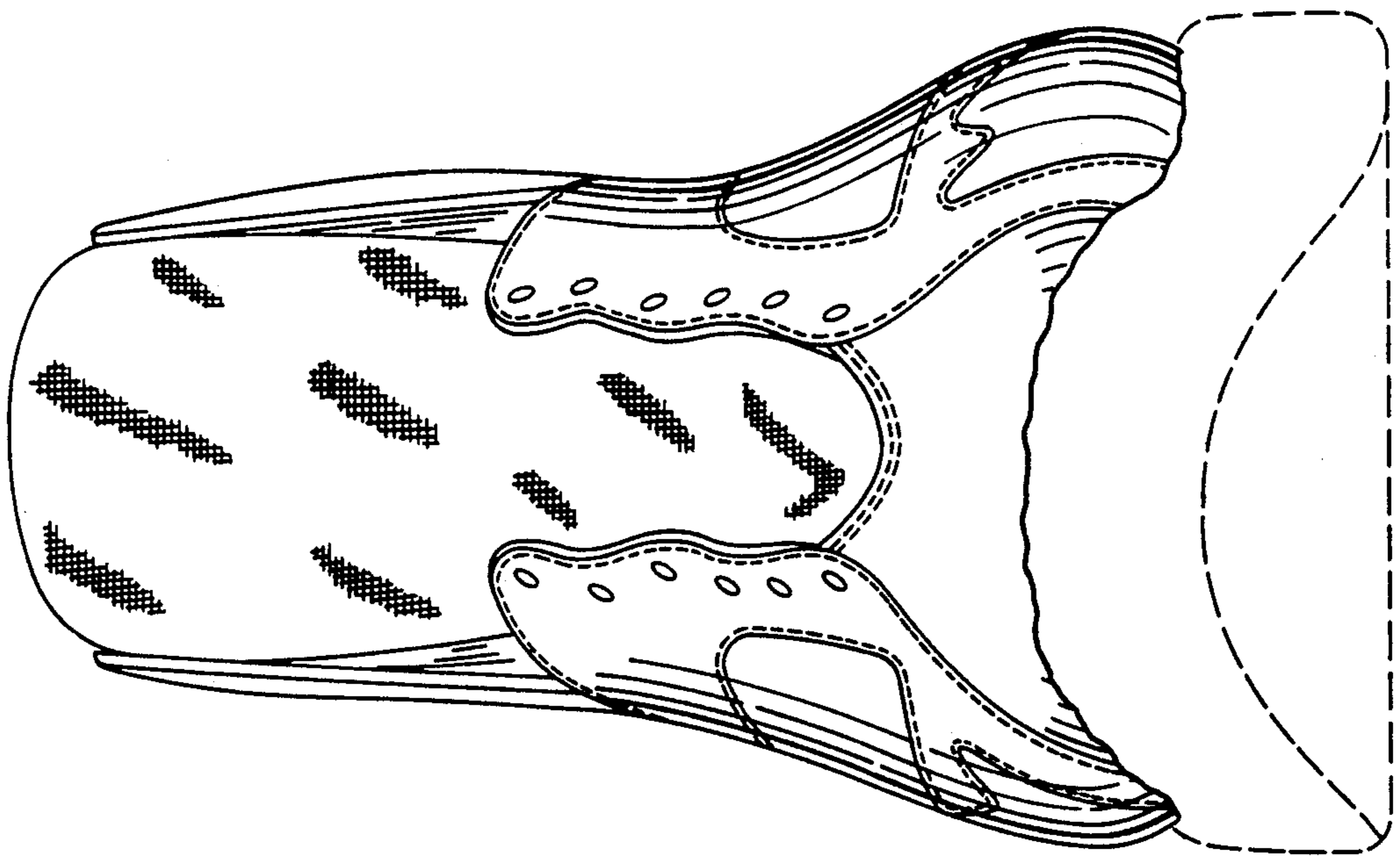
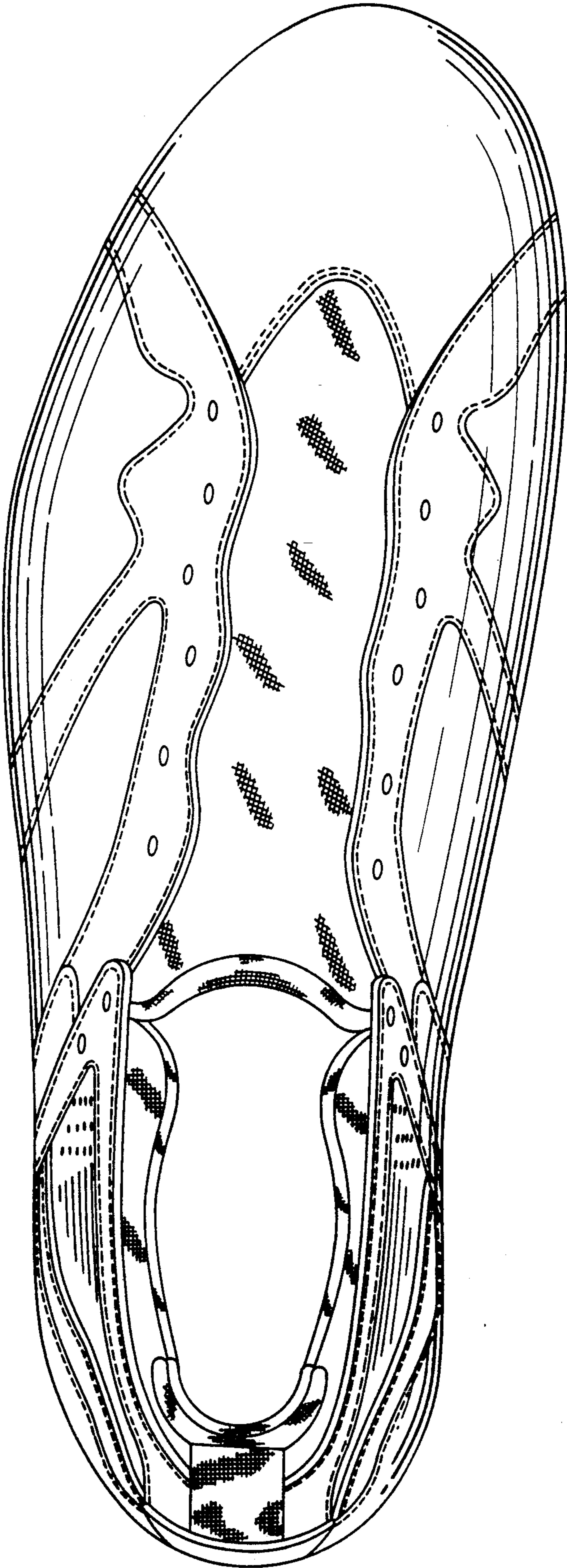


FIG. 5



**FIG. 6**

