



US00D325287S

United States Patent [19]

[11] Patent Number: **Des. 325,287**

Strauss

[45] Date of Patent: **** Apr. 14, 1992**

[54] **SPORTS SHOE**

Attorney, Agent, or Firm—Lerner, David, Littenberg, Krumholz & Mentlik

[75] Inventor: **Isidore Strauss, Clark, N.J.**

[57] **CLAIM**

[73] Assignee: **Miller Harness Company, Inc., East Rutherford, N.J.**

The ornamental design for a sports shoe, as shown and described.

[**] Term: **14 Years**

DESCRIPTION

[21] Appl. No.: **470,037**

FIG. 1 is a perspective view of a sports shoe showing my new design;

[22] Filed: **Jan. 24, 1990**

FIG. 2 is a top plan view of the sports shoe shown in FIG. 1;

[52] U.S. Cl. **D2/312; D2/313**

FIG. 3 is a bottom plan view of the sports shoe shown in FIG. 1;

[58] Field of Search **D2/264, 265, 272, 275, D2/308-314; 36/45, 89, 114, 132, 136**

FIG. 4 is a right side elevational view of the sports shoe shown in FIG. 1;

[56] **References Cited**

U.S. PATENT DOCUMENTS

D. 219,361	12/1970	Cinquerana et al.	D2/275
D. 295,577	5/1988	Selbiger	D2/314
D. 296,381	6/1988	Selbiger	D2/309 X
D. 297,882	10/1988	Tong et al.	D2/314
4,989,350	2/1991	Bunch et al.	36/114 X

FIG. 5 is a left side elevational view of the sports shoe shown in FIG. 1;

FIG. 6 is a front elevational view of the sports shoe shown in FIG. 1;

FIG. 7 is a rear elevational view of the sports shoe shown in FIG. 1;

FIG. 8 is a perspective view of the sports shoe shown in FIG. 1 with the laces particularly undone; and,

FIG. 9 is a perspective view of the sports shoe shown in FIG. 1 with the laces removed.

Primary Examiner—Louis S. Zarfes





FIG. 1

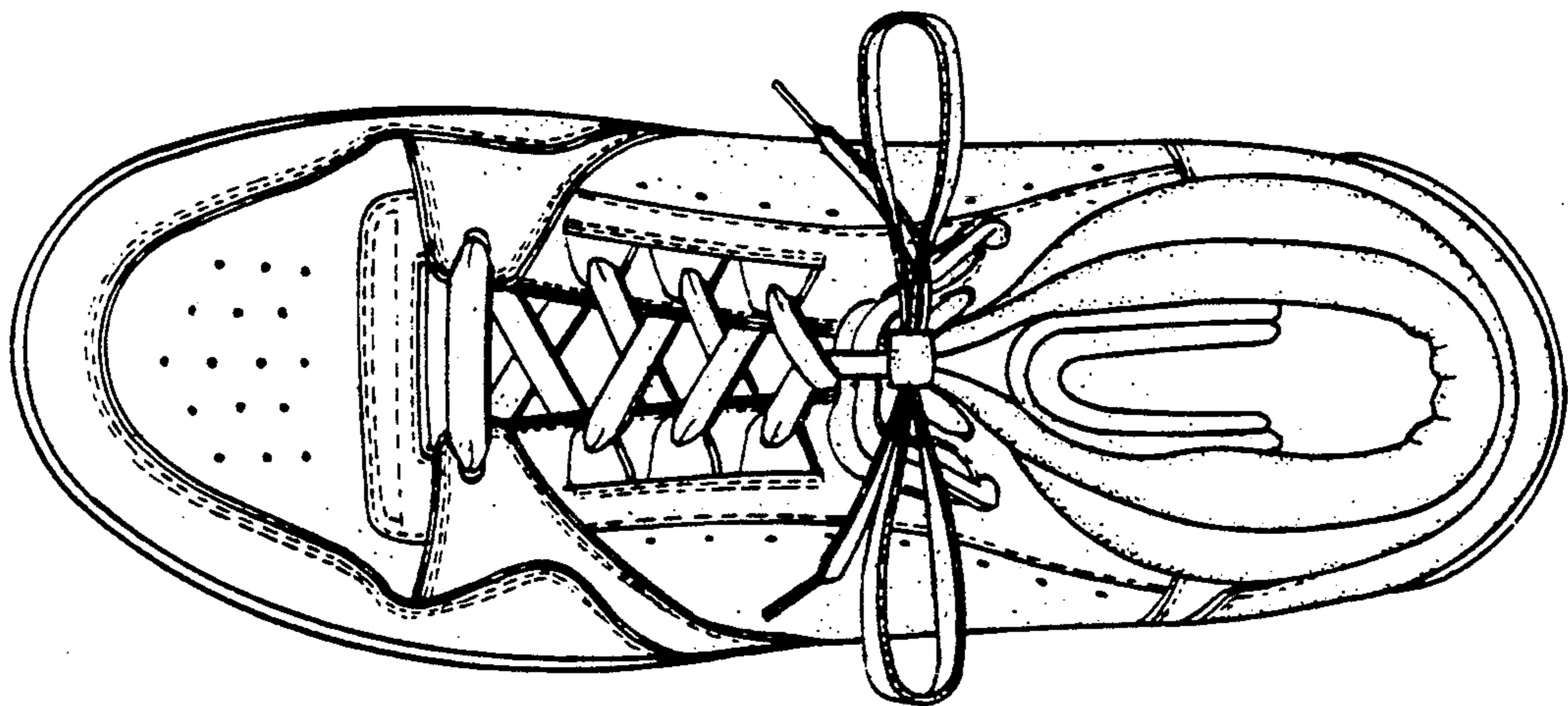


FIG. 2

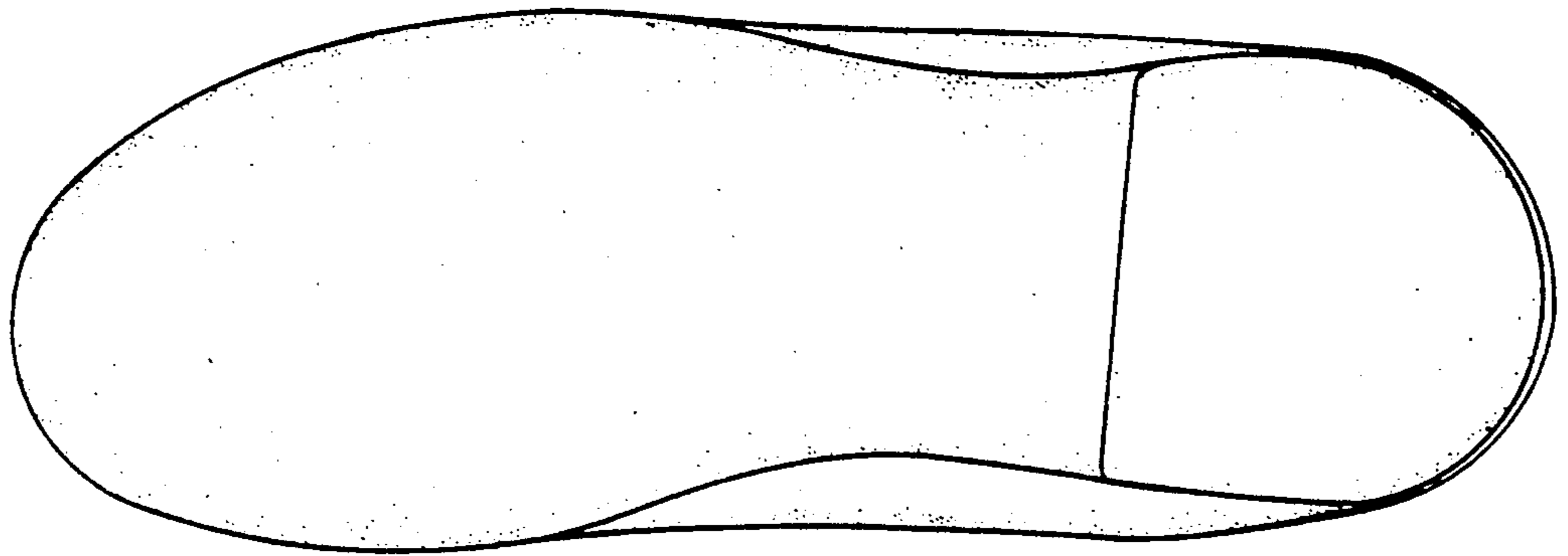


FIG. 3




FIG. 4




FIG. 5

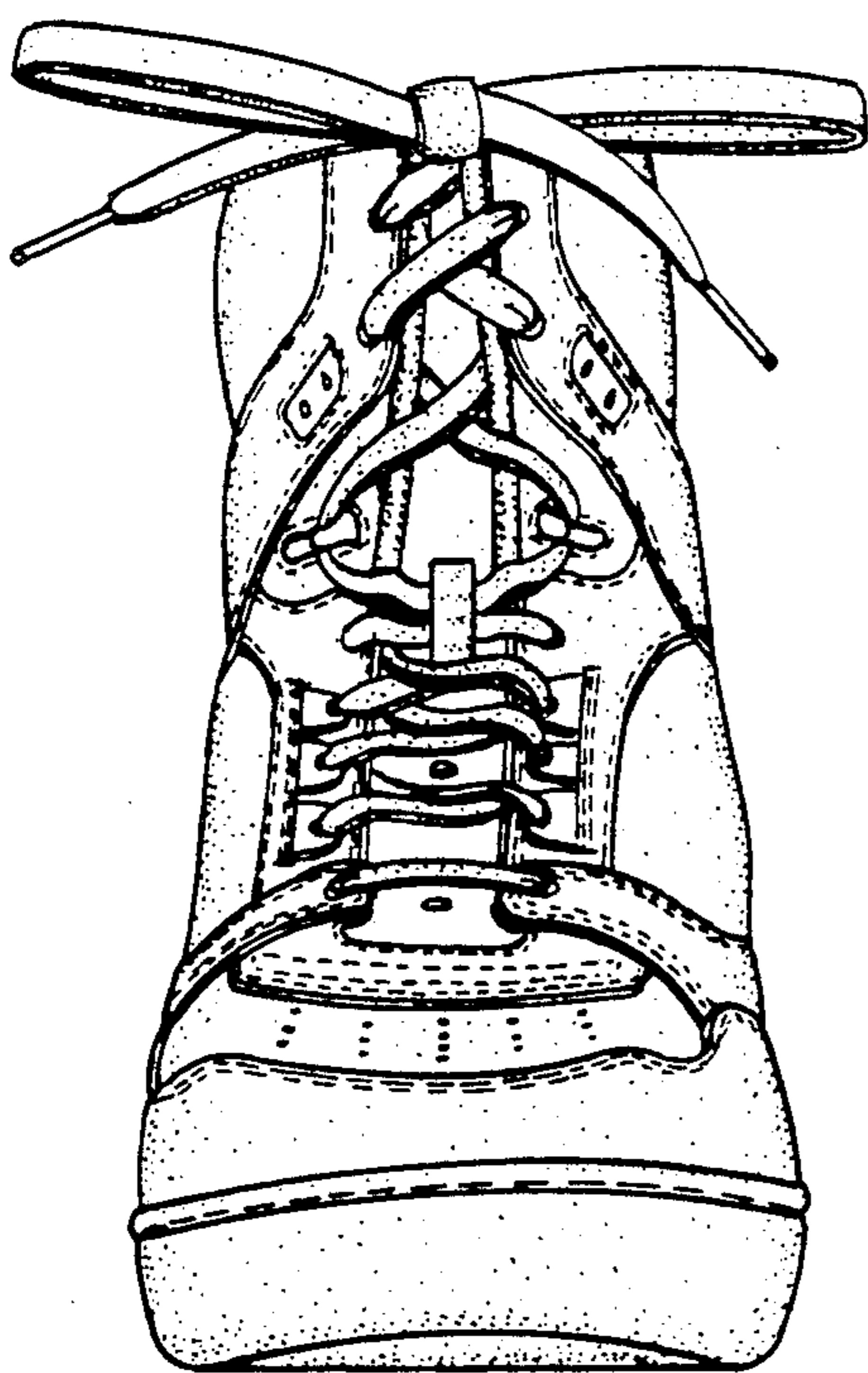


FIG. 6

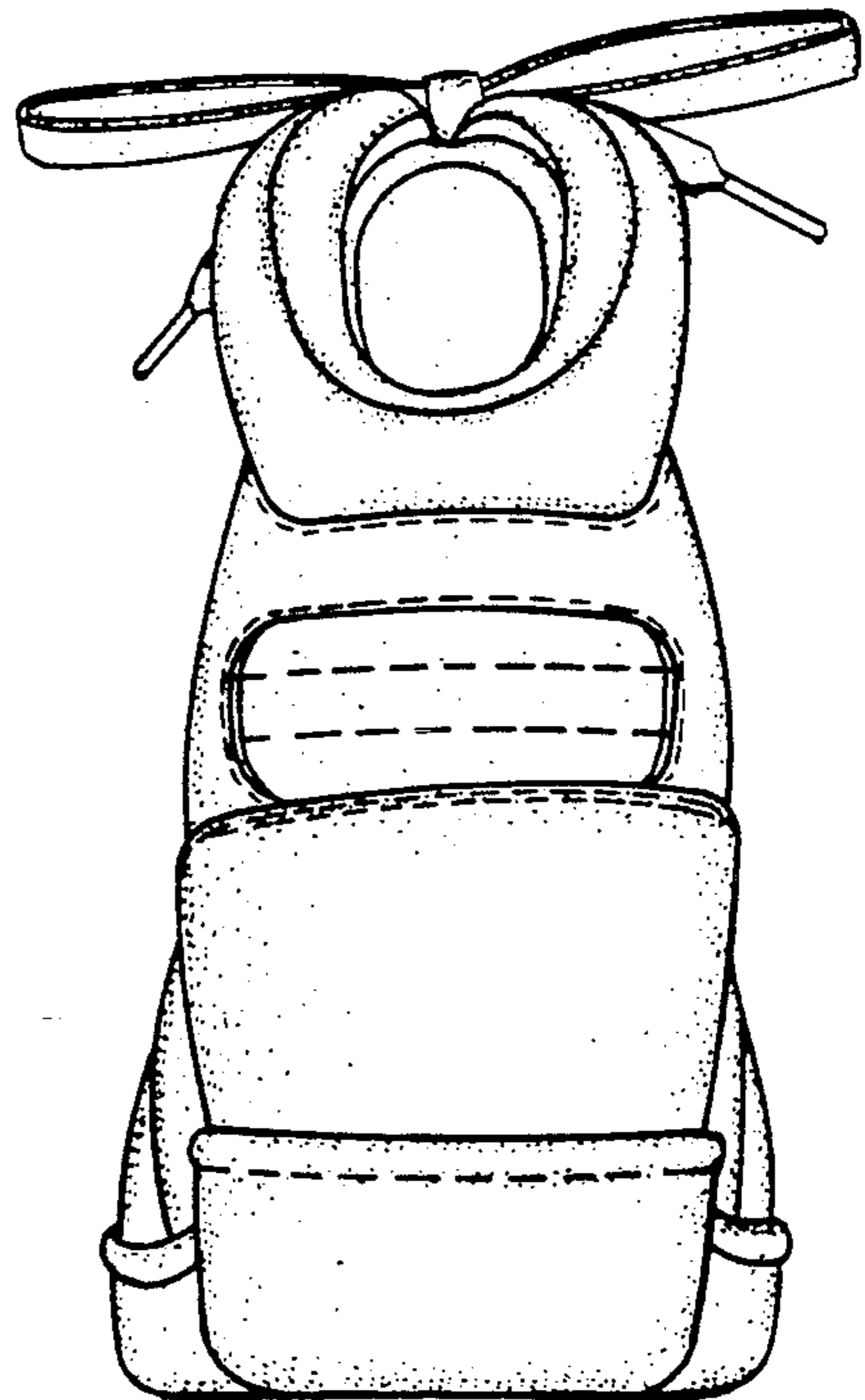


FIG. 7



FIG. 8




FIG. 9