



US00D325286S

# United States Patent [19]

[11] Patent Number: **Des. 325,286**

**Biotteau**

[45] Date of Patent: **\*\* Apr. 14, 1992**

[54] **SHOE**

D. 296,606	7/1988	Sorofman	.....	D2/268
D. 300,180	3/1989	Bessec et al.	.....	D2/288
1,969,970	8/1934	Dumbar	.....	36/45 X
2,212,610	8/1940	Lyness	.....	D2/268 X
2,232,215	2/1941	Cordeau	.....	D2/268 X

[75] Inventor: **Gérard Biotteau, Saint Pierre Montlimart, France**

[73] Assignee: **Societe Technisynthese (S.A.R.L.), Saint Pierre Montlimart, France**

[\*\*] Term: **14 Years**

[21] Appl. No.: **431,315**

[22] Filed: **Oct. 30, 1989**

[30] **Foreign Application Priority Data**

May 23, 1989 [FR] France ..... 893507(N2)

[52] U.S. Cl. .... **D2/268; D2/320**

[58] Field of Search ..... **D2/264, 265, 268, 269, D2/274, 308-314, 317-322; 36/11, 45, 50, 83-92, 94-106, 112-114, 132, 136**

[56] **References Cited**

**U.S. PATENT DOCUMENTS**

D. 288,742 3/1987 Caretti ..... D2/268

**FOREIGN PATENT DOCUMENTS**

2612930 9/1977 Fed. Rep. of Germany ..... 36/11

*Primary Examiner*—Louis S. Zarfaz

*Attorney, Agent, or Firm*—Young & Thompson

[57] **CLAIM**

The ornamental design for a shoe, as shown.

**DESCRIPTION**

FIG. 1 is a right side elevational view of a shoe showing my new design;


FIG. 2 is a top plan view thereof;

FIG. 3 is a bottom plan view thereof;

FIG. 4 is a left side elevational view thereof;

FIG. 5 is a rear elevational view thereof; and,

FIG. 6 is a front elevational view thereof.






FIG. 1

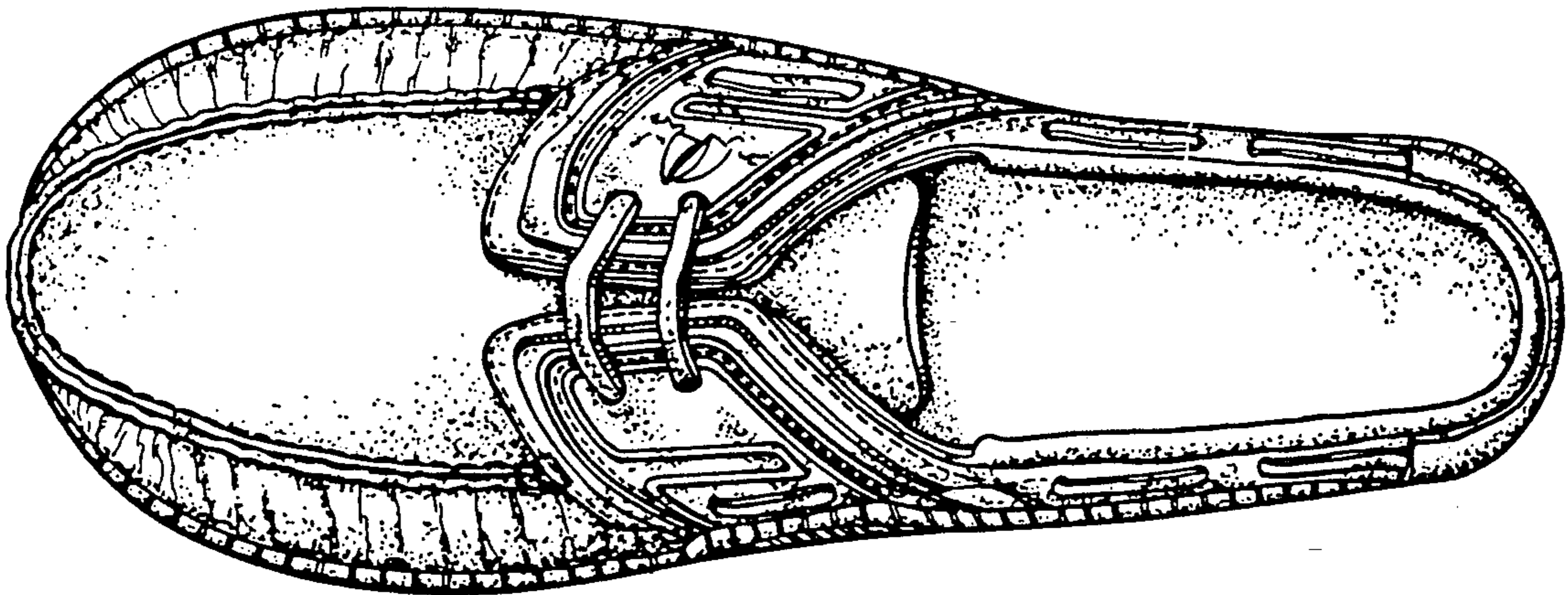


FIG. 2



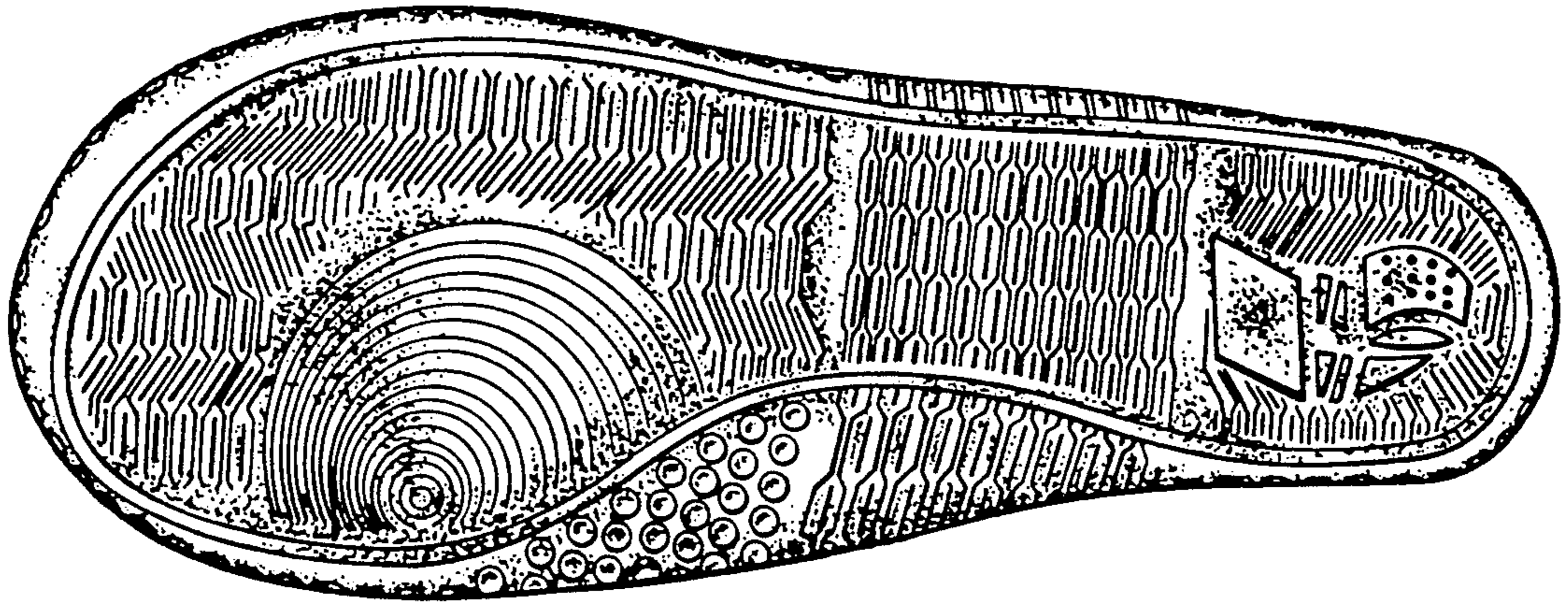


FIG. 3




FIG. 4




FIG. 5




FIG. 6