



US00D325273S

# United States Patent [19]

[11] Patent Number: **Des. 325,273**

Ikeda et al.

[45] Date of Patent: **\*\* Apr. 7, 1992**

[54] **VACUUM CLEANER**

D. 313,680	1/1991	Ichihara et al.	.....	D32/21
D. 315,431	3/1991	Ikeda et al.	.....	D32/21
D. 318,937	8/1991	Shinozaki et al.	.....	D32/21

[75] Inventors: **Matafumi Ikeda; Chikashi Kuriya,**  
both of Osaka, Japan

*Primary Examiner*—Louis S. Zarfes  
*Assistant Examiner*—Ruth T. McInroy  
*Attorney, Agent, or Firm*—Flehr, Hohbach, Test,  
Albritton & Herbert

[73] Assignee: **Sharp Corporation, Osaka, Japan**

[\*\*] Term: **14 Years**

[57] **CLAIM**

[21] Appl. No.: **580,503**

The ornamental design for a vacuum cleaner, as shown  
and described.

[22] Filed: **Sep. 11, 1990**

[30] **Foreign Application Priority Data**

**DESCRIPTION**

Mar. 16, 1990 [JP] Japan ..... 2-9010

[52] U.S. Cl. .... **D32/21**



[58] Field of Search ..... D32/23, 24; 15/412,  
15/327.1, 327.2, 327.6, 327.7, 347

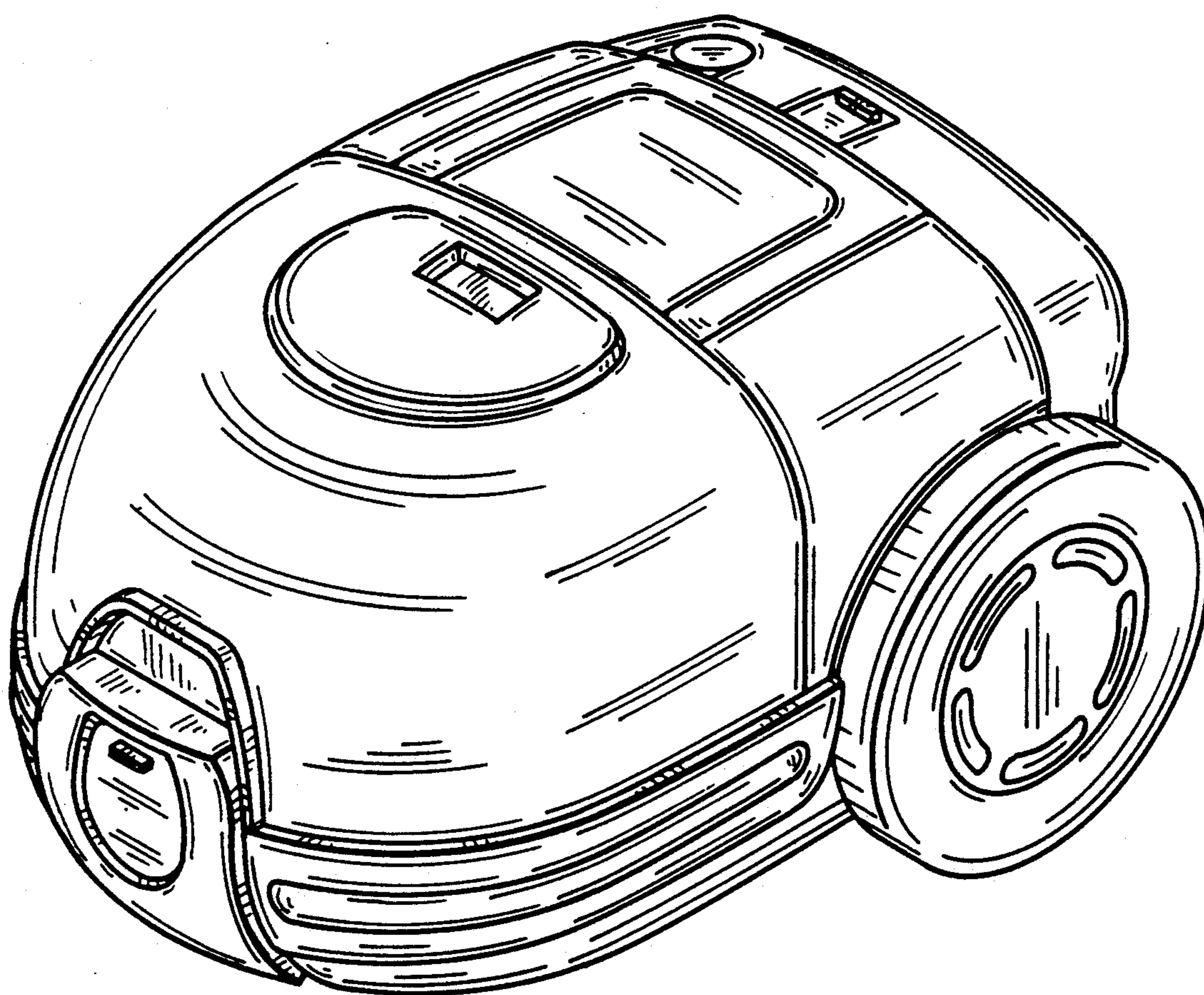
FIG. 1 is a perspective view of a vacuum cleaner show-  
ing our new design;  
FIG. 2 is a front elevational view thereof;  
FIG. 3 is a rear elevational view thereof;  
FIG. 4 is a top plan view thereof;  
FIG. 5 is a bottom plan view thereof;  
FIG. 6 is a right side elevational view thereof;  
FIG. 7 is a left side elevational view thereof; and,  
FIG. 8 is a right side elevational view thereof with the  
handle lifted.

[56] **References Cited**

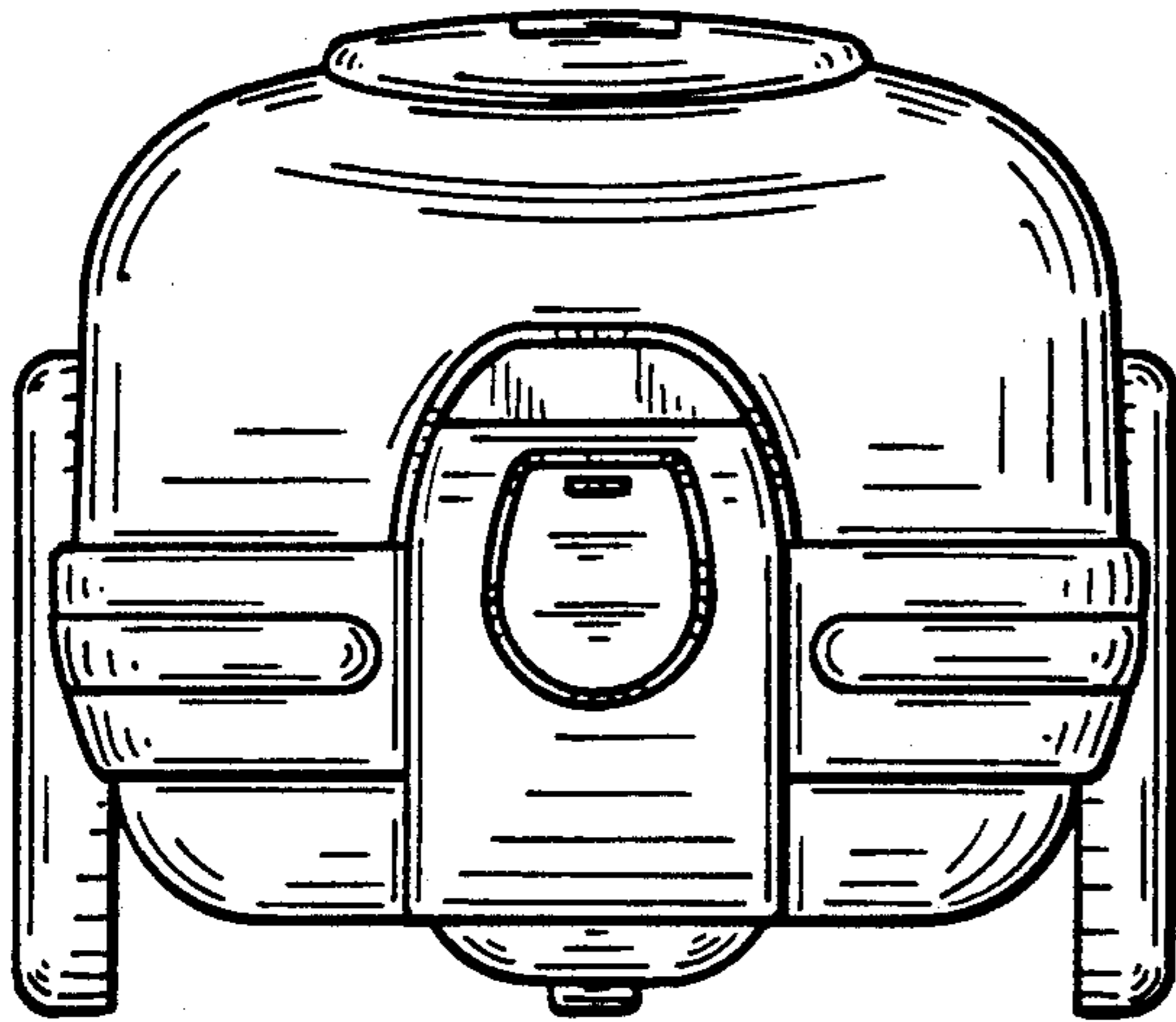
**U.S. PATENT DOCUMENTS**

D. 296,944	7/1988	Yamamoto et al.	.....	D32/21
D. 311,613	10/1990	Kuriya	.....	D32/21
D. 311,614	10/1990	Hirano et al.	.....	D32/21

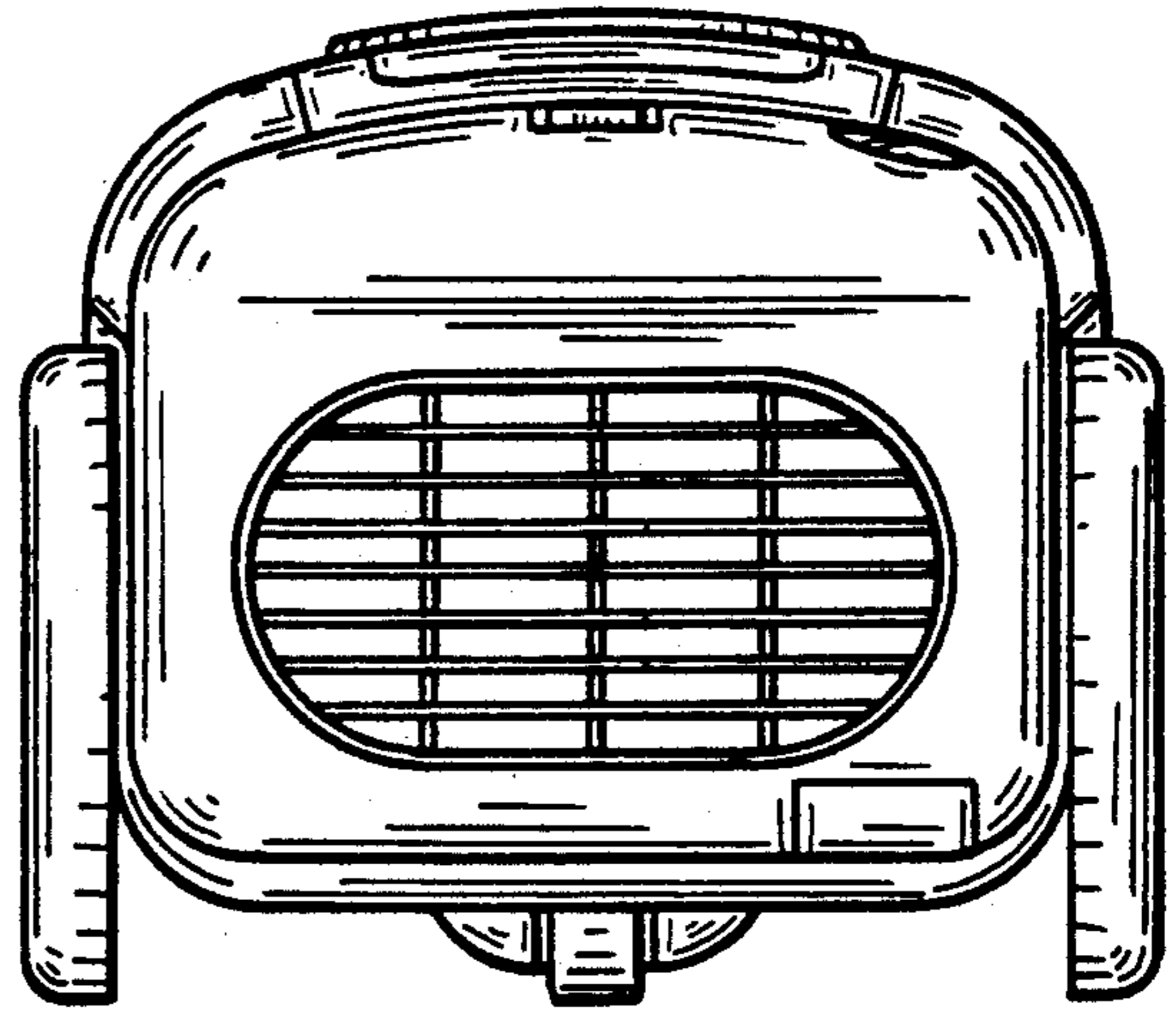





**FIG\_1**



**FIG\_2**

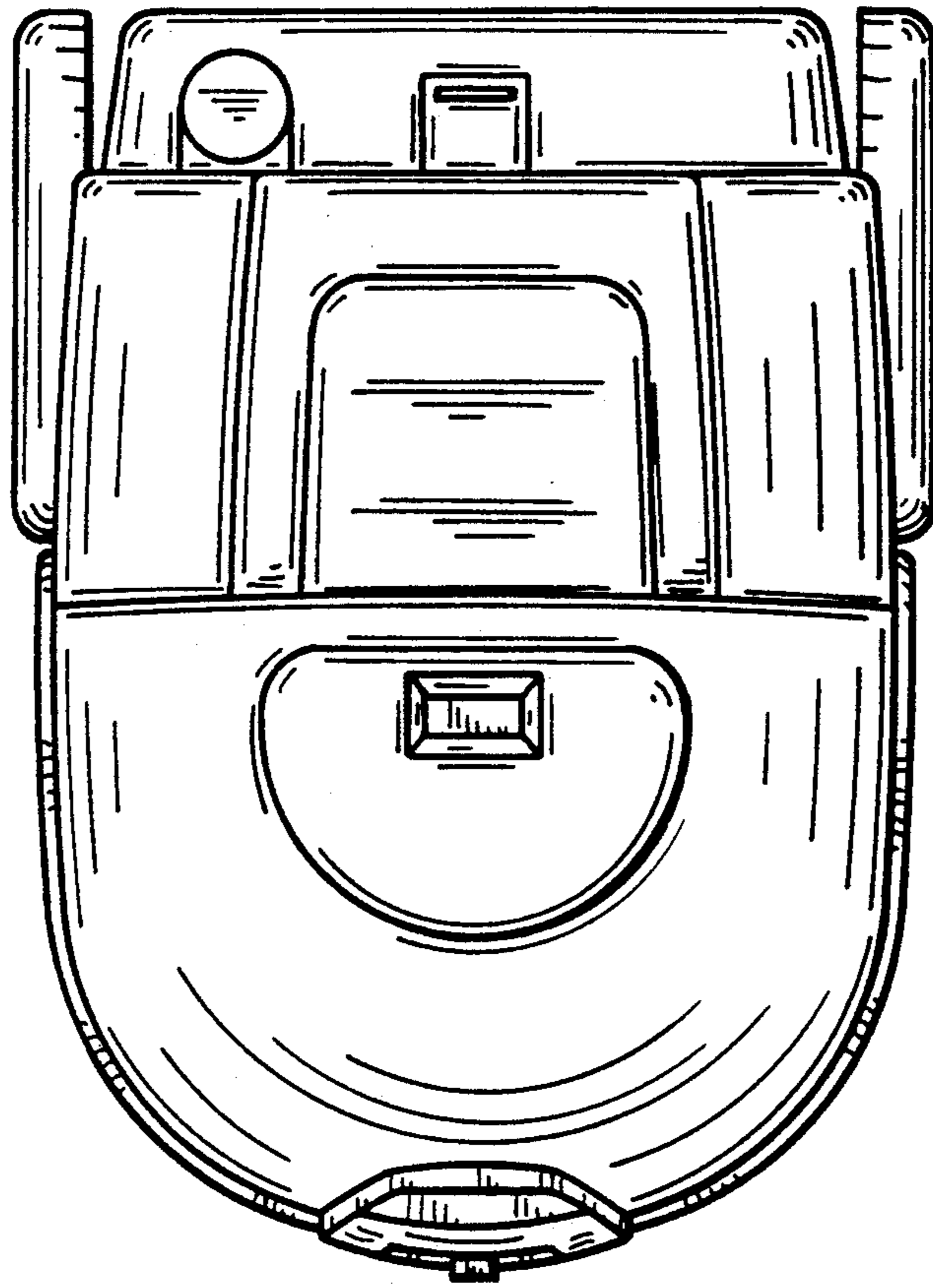


**FIG\_3**




**FIG\_8**







**FIG\_4**



**FIG\_6**



**FIG\_5**



**FIG\_7**