



US00D325262S

# United States Patent [19]

[11] Patent Number: **Des. 325,262**

Winn et al.

[45] Date of Patent: **\*\* Apr. 7, 1992**

[54] **FLOOR LAMP**

[75] Inventors: **Craig Winn, Carson, Calif.; John Suen, Chung Ho City, Taiwan**

[73] Assignees: **Dynasty Classics Corporation; Venus Lighting Mfg. Inc., Taiwan**

[\*\*] Term: **14 Years**

[21] Appl. No.: **552,600**

[22] Filed: **Jul. 13, 1990**

[52] U.S. Cl. .... **D26/106; D26/65**

[58] Field of Search ..... **D26/93, 102-112, D26/61, 63, 64, 65, 66; 362/410, 411, 412, 413, 414, 431, 269, 275, 285, 427**

[56] **References Cited**

**U.S. PATENT DOCUMENTS**

D. 114,108 4/1939 Manning ..... D26/112  
1,769,004 7/1930 Turse ..... 362/414 X

**OTHER PUBLICATIONS**

W. Bell & Co. Catalog 1977, p. 231, Desk-Piano Lamp "O".

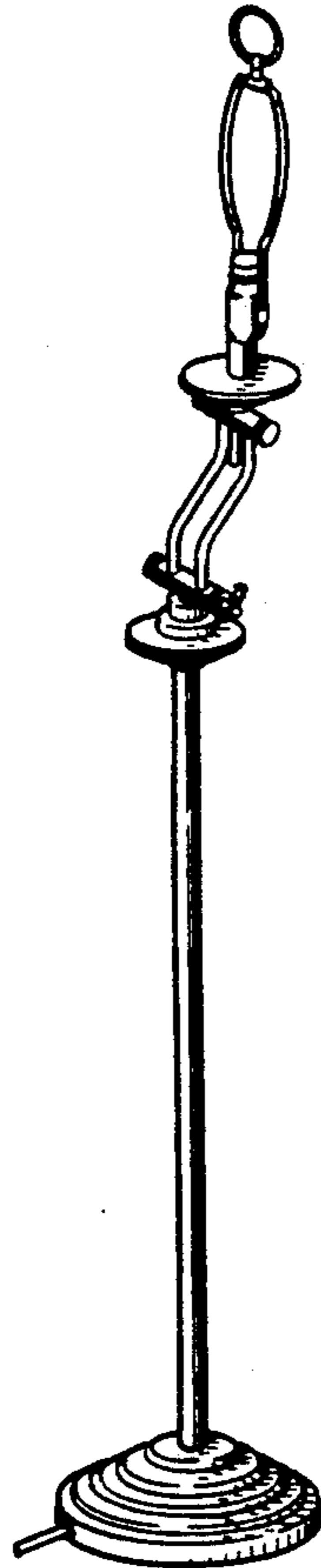
*Primary Examiner*—Susan J. Lucas  
*Attorney, Agent, or Firm*—Steinberg & Raskin

[57] **CLAIM**

The ornamental design for a floor lamp, as shown and described.

**DESCRIPTION**

FIG. 1 is a perspective view of a floor lamp showing our new design;  
FIG. 2 is a front elevational view thereof on a reduced scale;  
FIG. 3 is a rear elevational view thereof on a reduced scale;  
FIG. 4 is a top plan view thereof on a reduced scale;  
FIG. 5 is a bottom plan view thereof on a reduced scale;  
FIG. 6 is a left side elevational view thereof on a reduced scale;  
FIG. 7 is a right side elevational view thereof on a reduced scale; and,  
FIG. 8 is a perspective view of the floor lamp with a shade shown in broken lines for illustrative purposes only.



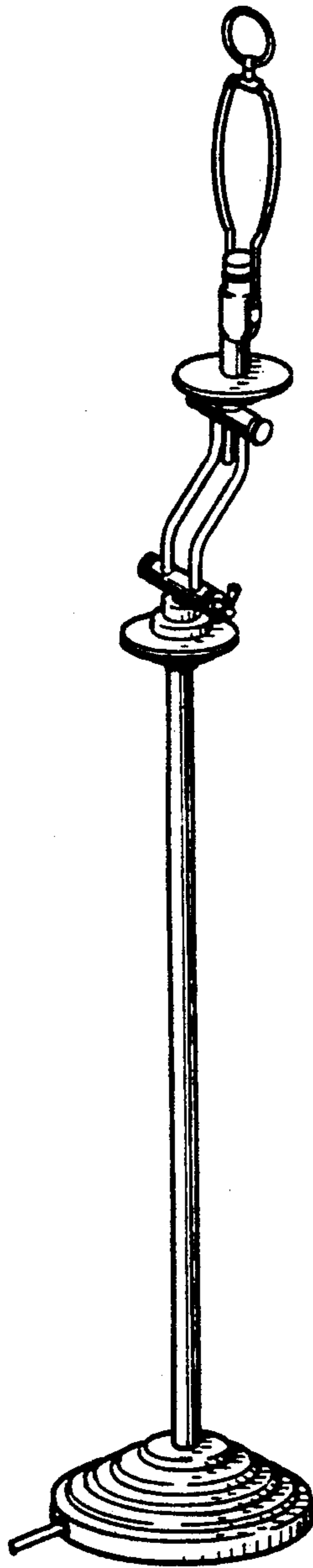


FIG. 1

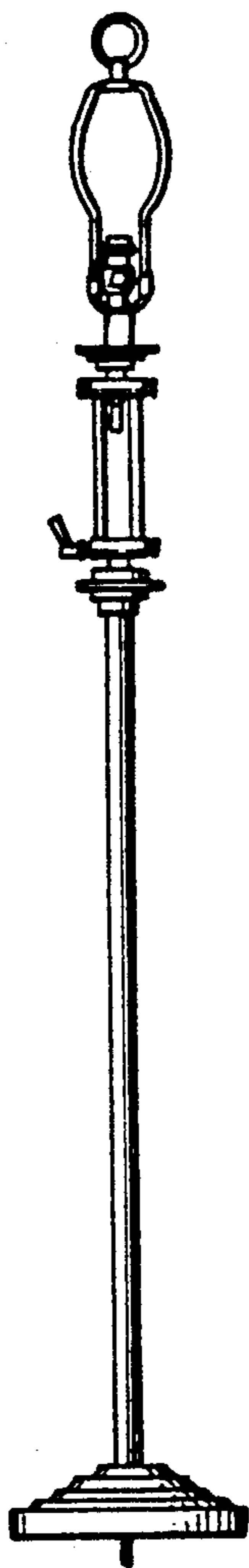


FIG. 3

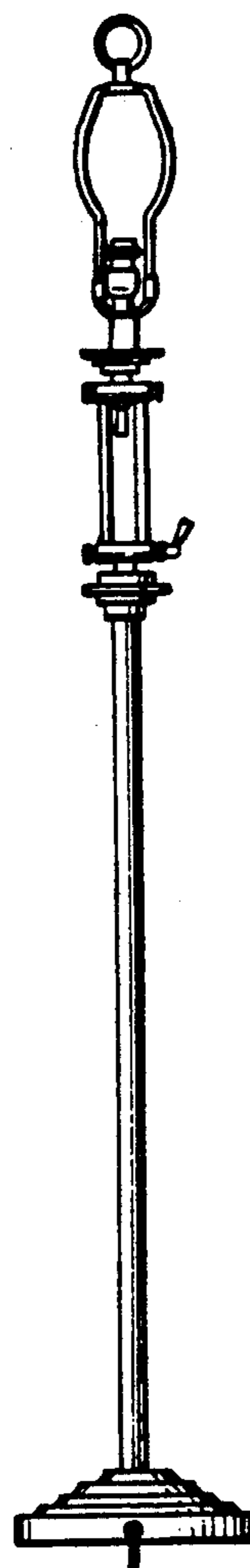


FIG. 2

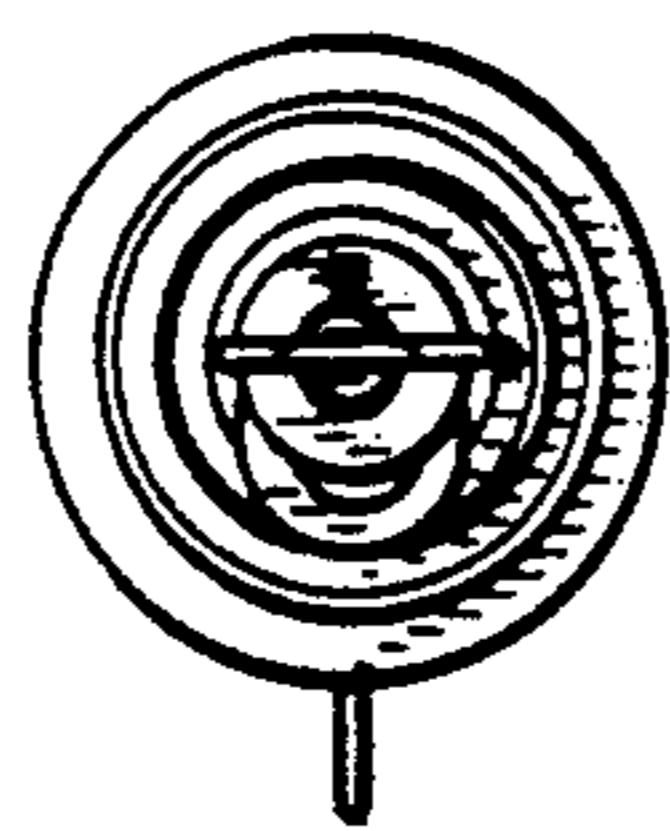


FIG. 4




FIG. 5

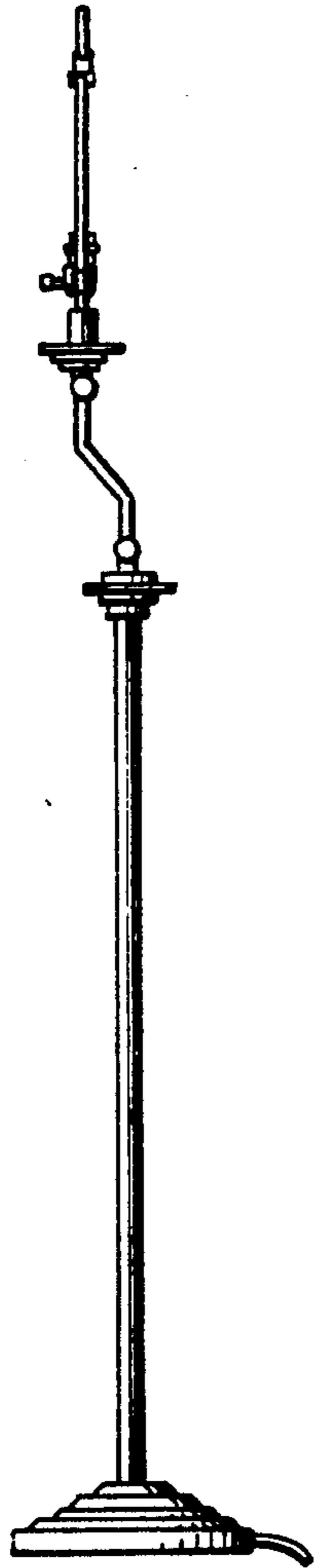


FIG. 6

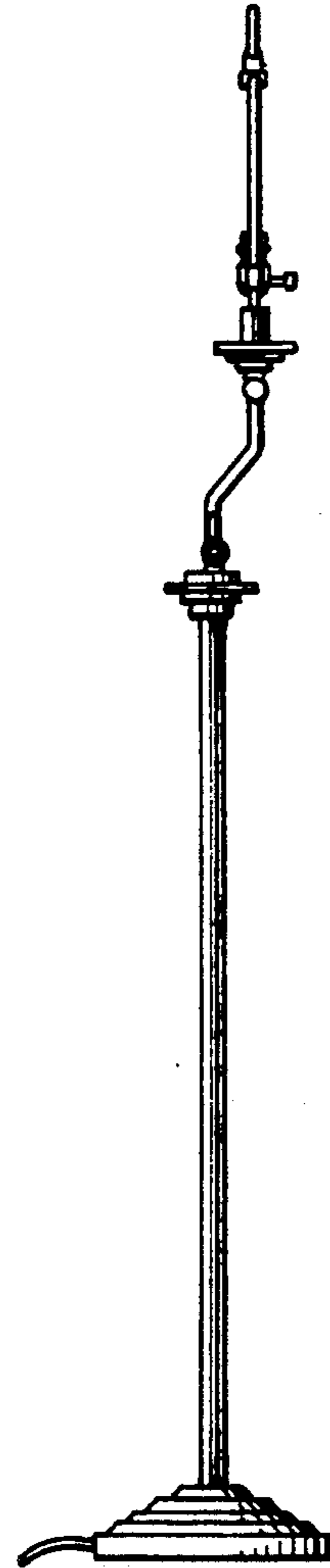


FIG. 7

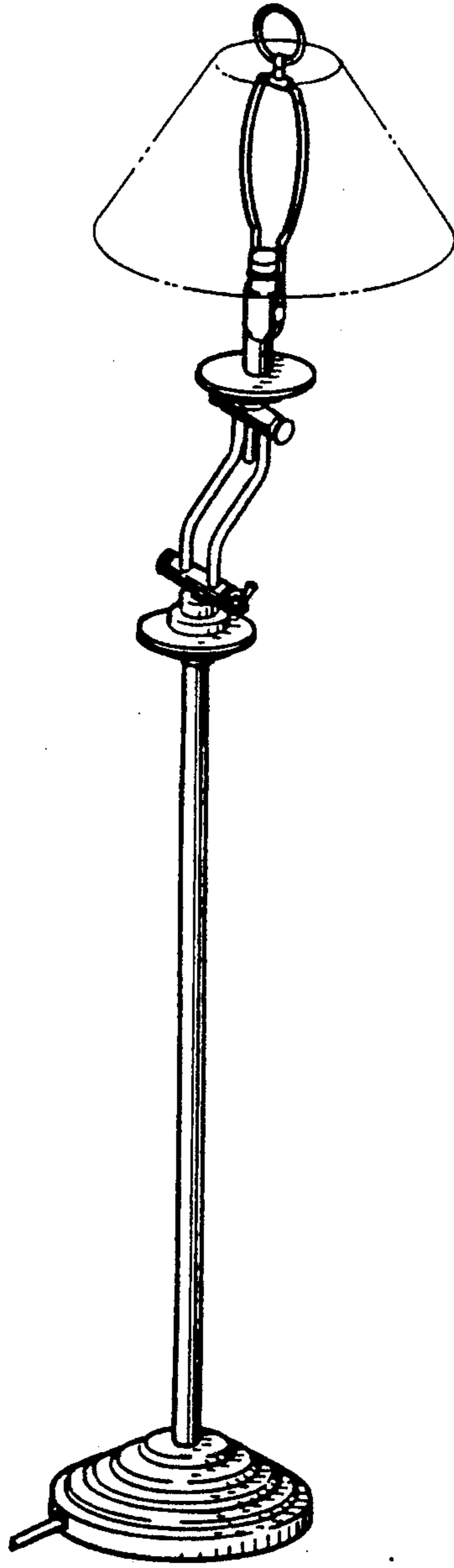


FIG. 8