



US00D325251S

United States Patent [19]

[11] Patent Number: **Des. 325,251**

Schindler et al.

[45] Date of Patent: **** Apr. 7, 1992**

[54] **PORTABLE ELECTRIC HEATER FAN**

[75] Inventors: **John W. Schindler, Huntington, Ind.;
Noel T. Patton, Hong Kong, Hong
Kong; Edward W. Strubel, Jr.;
Joseph C. Carley, both of Fort
Wayne, Ind.**

[73] Assignee: **Patton Electric Company, Inc., New
Haven, Ind.**

[**] Term: **14 Years**

[21] Appl. No.: **723,528**

[22] Filed: **Jul. 1, 1991**

[52] U.S. Cl. **D23/328**

[58] Field of Search **D23/328, 342, 370, 378,
D23/381, 382, 332, 335, 337; 392/365, 373, 374,
360, 368**

[56] **References Cited**

U.S. PATENT DOCUMENTS

D. 109,403 4/1938 Hand **D23/342**

D. 277,780 2/1985 Horst, Sr. et al. **D23/335**
D. 281,811 12/1985 Horst, Sr. **D23/342**
D. 290,997 7/1987 Utsuki et al. **D23/378**
D. 296,583 7/1988 Barradas **D23/337**
D. 310,871 9/1990 Liu **D23/381**


Primary Examiner—Wallace R. Burke
Assistant Examiner—Lisa Lichtenstein
Attorney, Agent, or Firm—George Pappas

[57] CLAIM

The ornamental design of a portable electric heater fan, as shown and described.

DESCRIPTION

FIG. 1 is a front, top, right side perspective view of a portable electric heater fan showing our new design; FIG. 2 is a front elevational view thereof; FIG. 3 is a rear elevational view thereof; FIG. 4 is a top plan view thereof; FIG. 5 is a bottom plan view thereof; and, FIG. 6 is a left side elevational view thereof, the right side being a mirror image of that shown.






FIG. 1




FIG. 2

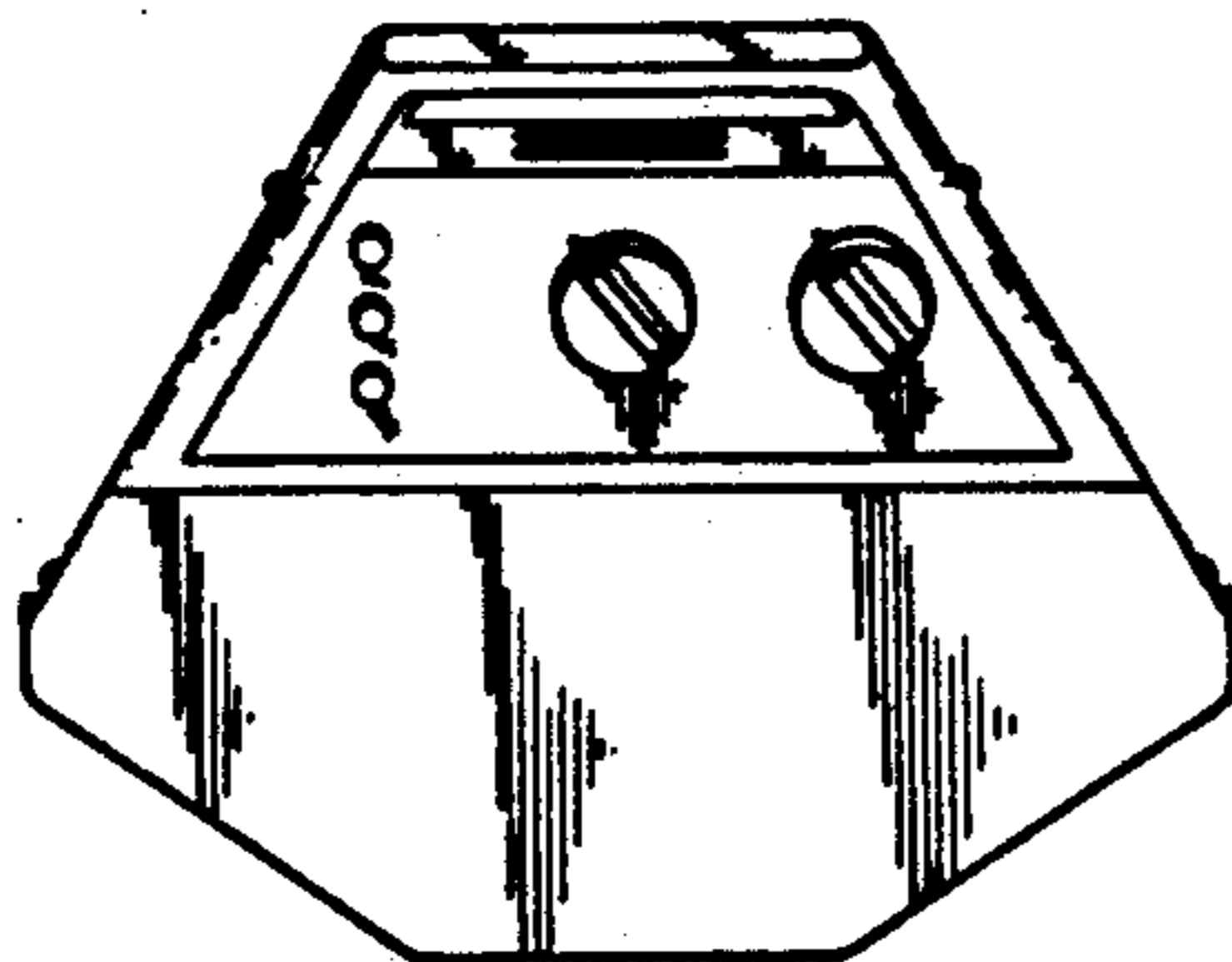


FIG. 4

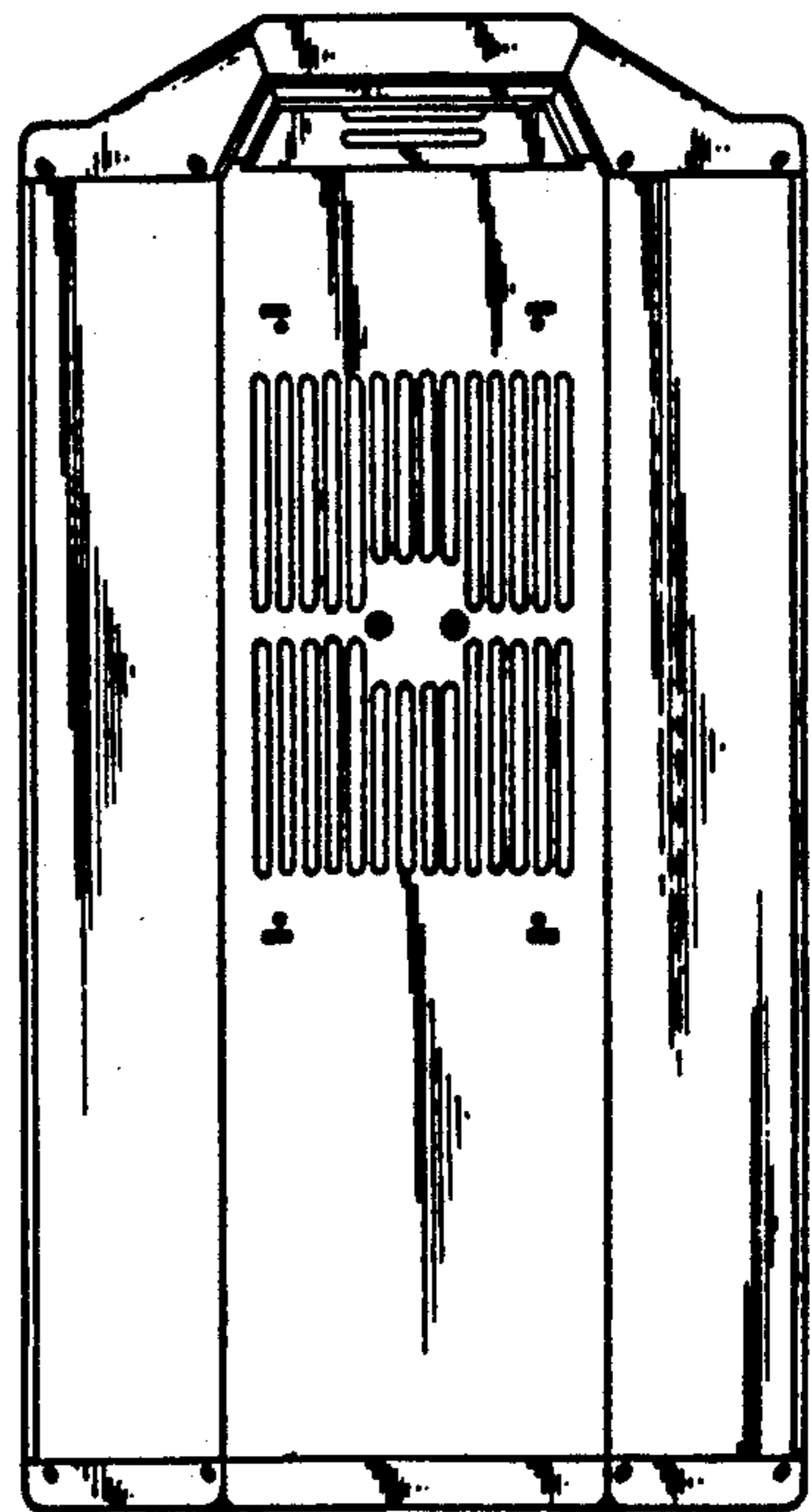


FIG. 3

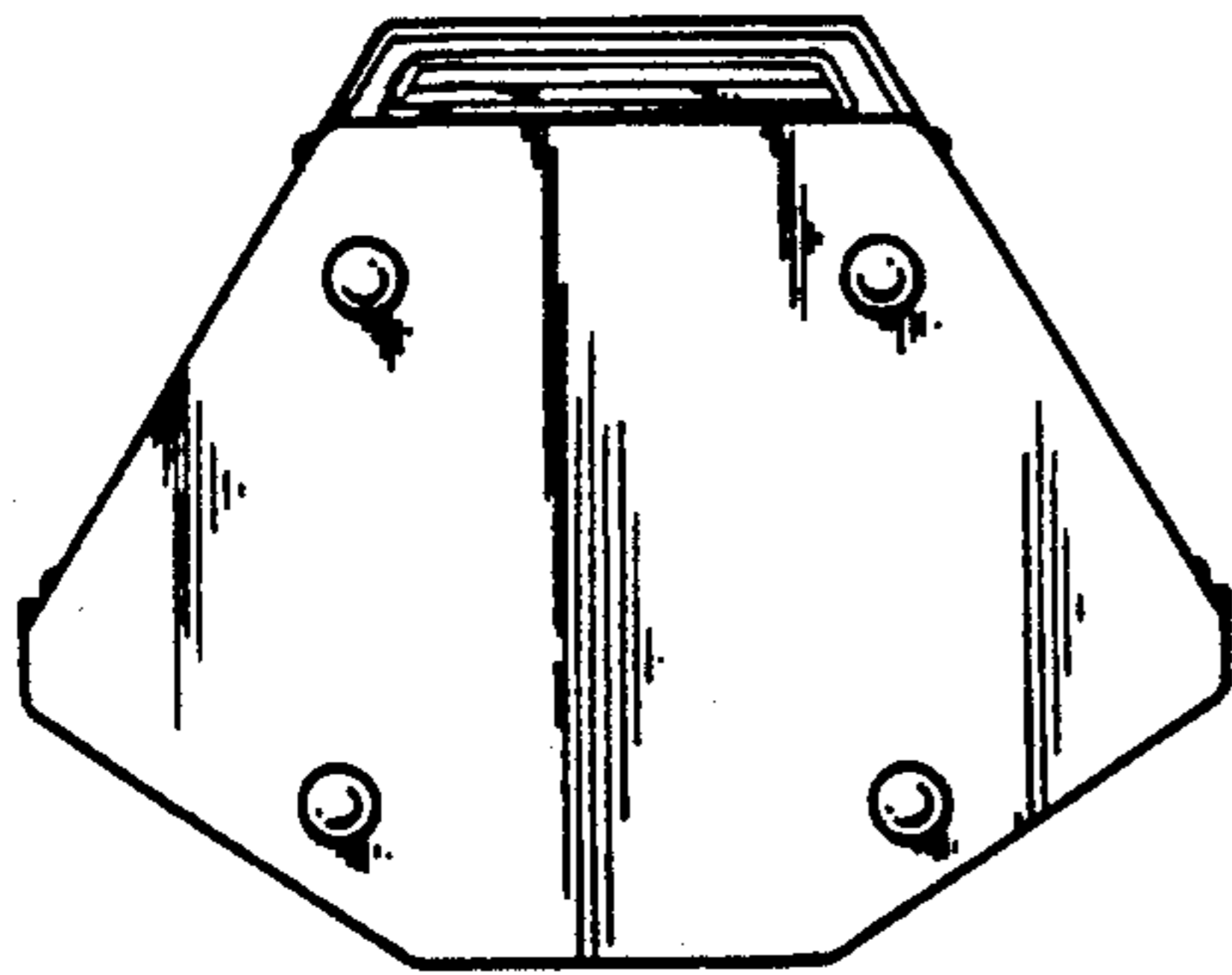


FIG. 5




FIG. 6