



US00D325246S

# United States Patent [19]

Sauter et al.

[11] Patent Number: Des. 325,246

[45] Date of Patent: \*\* Apr. 7, 1992

[54] SINK

[75] Inventors: Bruce M. Sauter, Schaumburg, Ill.;  
Raymond A. Dickson, Jr., Searcy,  
Ark.

[73] Assignee: Kohler Co., Kohler, Wis.

[\*\*] Term: 14 Years

[21] Appl. No.: 332,663

[22] Filed: Mar. 30, 1989

[52] U.S. Cl. .... D23/290

[58] Field of Search ..... D23/284-294,  
D23/308; 4/619, 637, 639-642, 650, 656

[56] References Cited

## U.S. PATENT DOCUMENTS

D. 193,464 8/1962 Hauser ..... D23/290  
D. 298,163 10/1988 Downs ..... D23/290

## OTHER PUBLICATIONS

Architectural Record, Oct. 1988, p. 157, center left  
item.

Domestic Engineering, May 1963, p. 112, Item #2.

Sweets Architectural File, (1975), Section 15.16/EL, p.  
1.An ad for a Republic IL6664 Sink, undated (admitted  
prior art).Franke advertisement showing the PR 620 Sink, un-  
dated (admitted prior art).An advertisement for the LCGR-3822-R Sink, un-  
dated, company name unknown (admitted prior art).P. 6 of an Elkay advertisement, undated, showing a  
"Lustertone" LGR-3722 Sink, (admitted prior art).

Primary Examiner—James R. Largen

Attorney, Agent, or Firm—Quarles &amp; Brady

[57] CLAIM

The ornamental design for a sink, as shown and de-  
scribed.

## DESCRIPTION

FIG. 1 is a perspective view taken from the top, front  
and left side of a sink showing our new design;

FIG. 2 is a top plan view thereof;

FIG. 3 is a cross-sectional view taken on line 3—3 of  
FIG. 2;FIG. 4 is a cross-sectional view taken on line 4—4 of  
FIG. 2;FIG. 5 is a cross-sectional view taken on line 5—5 of  
FIG. 2;FIG. 6 is a perspective view taken from the top, front  
and left side of a second embodiment thereof;

FIG. 7 is a top plan view thereof;

FIG. 8 is a cross-sectional view taken on line 8—8 of  
FIG. 7;FIG. 9 is a cross-sectional view taken on line 9—9 of  
FIG. 7;FIG. 10 is a cross-sectional view taken on line 10—10 of  
FIG. 7;FIG. 11 is a perspective view taken from the top, front  
and left side of a third embodiment thereof;

FIG. 12 is a top plan view thereof;


FIG. 13 is a cross-sectional view taken on line 13—13 of  
FIG. 12;FIG. 14 is a cross-sectional view taken on line 14—14 of  
FIG. 12; and,FIG. 15 is a cross-sectional view taken on line 15—15 of  
FIG. 12.The fragmentary broken line representations of counter  
tops in FIGS. 1, 6 and 11 are for the purpose of illustra-  
tion only and form no part in the claimed design.

FIG. 1

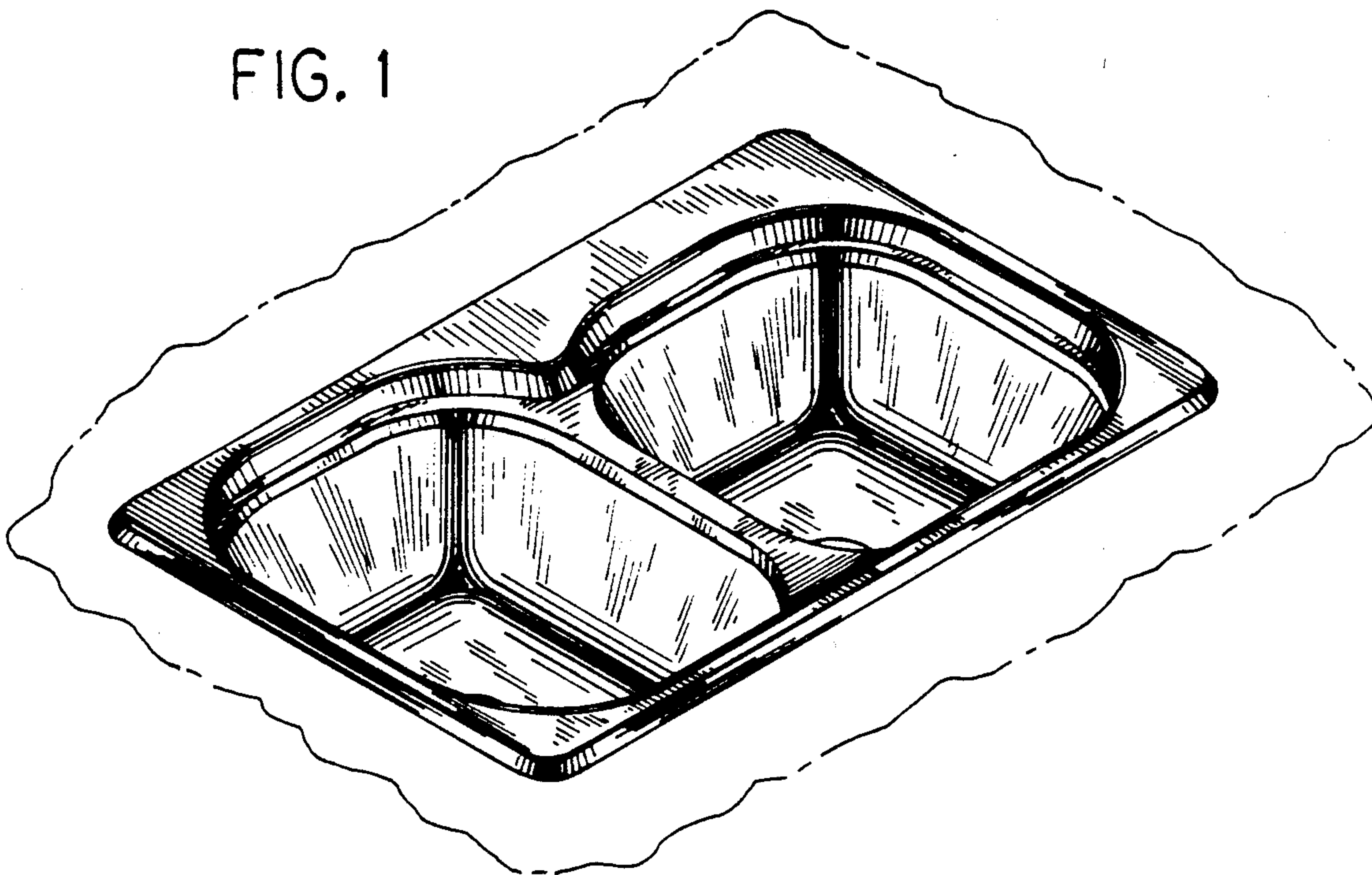



FIG. 5





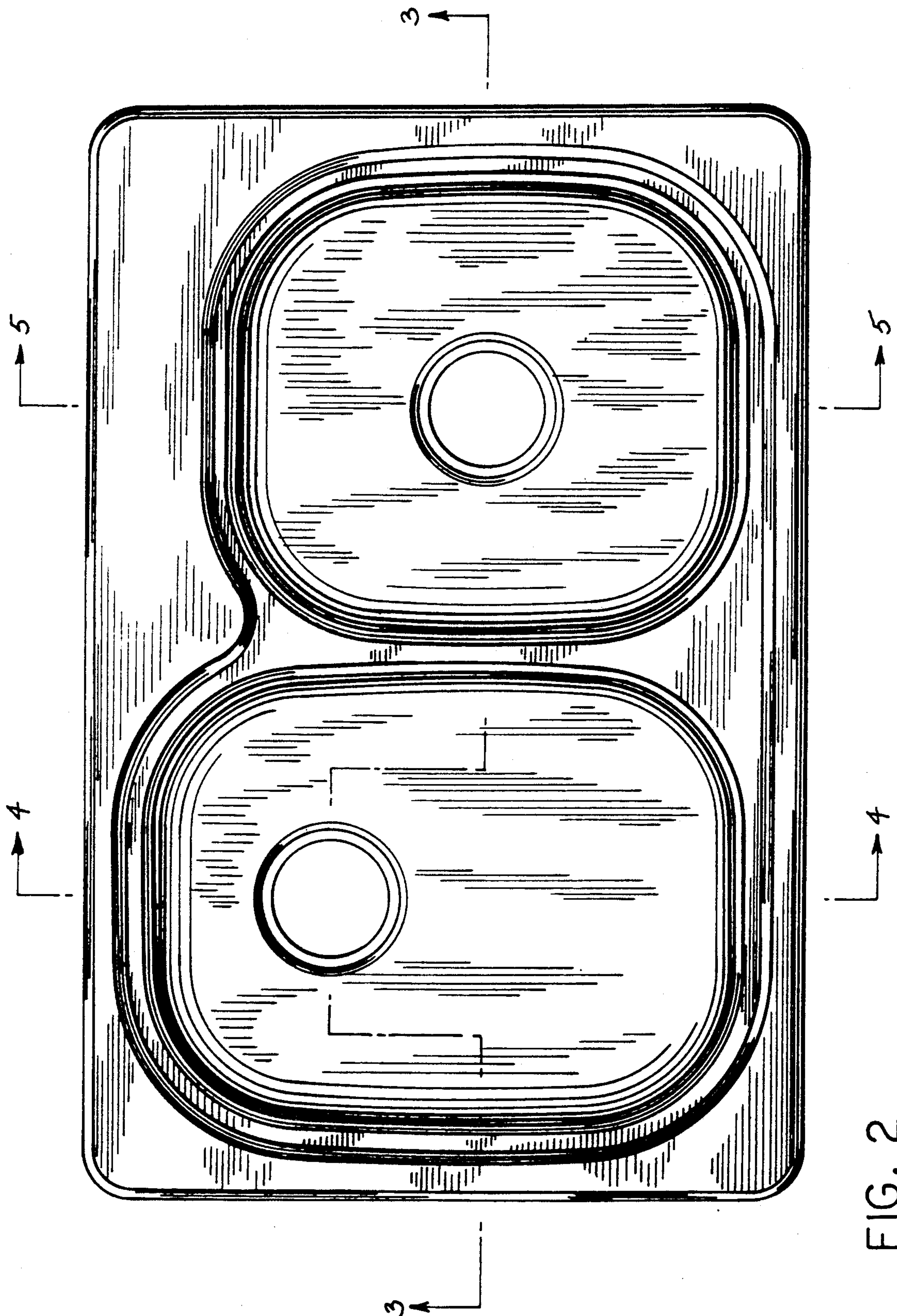


FIG. 2

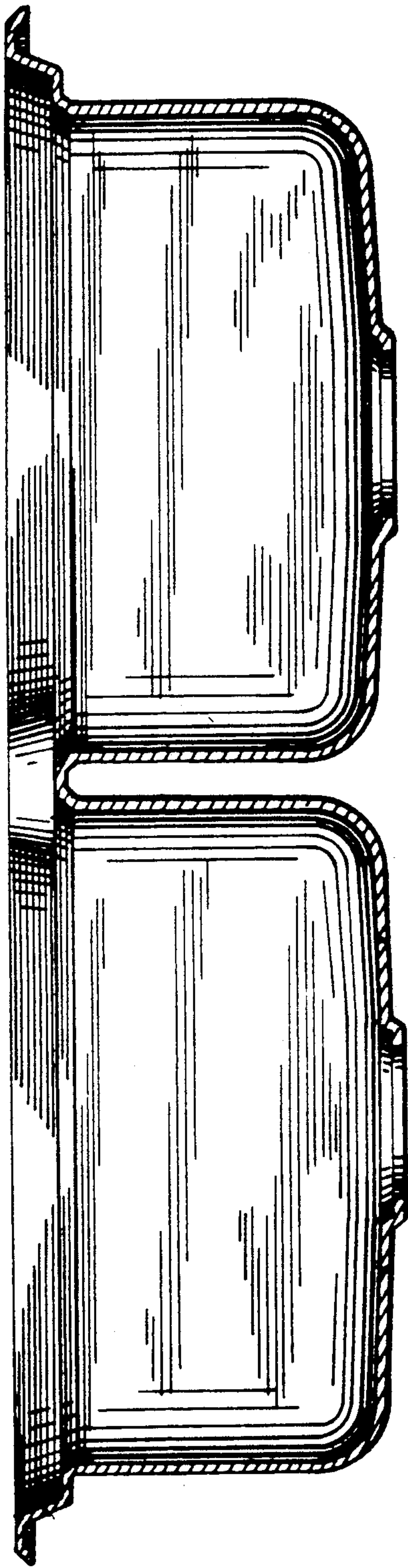


FIG. 3




FIG. 4

FIG. 6

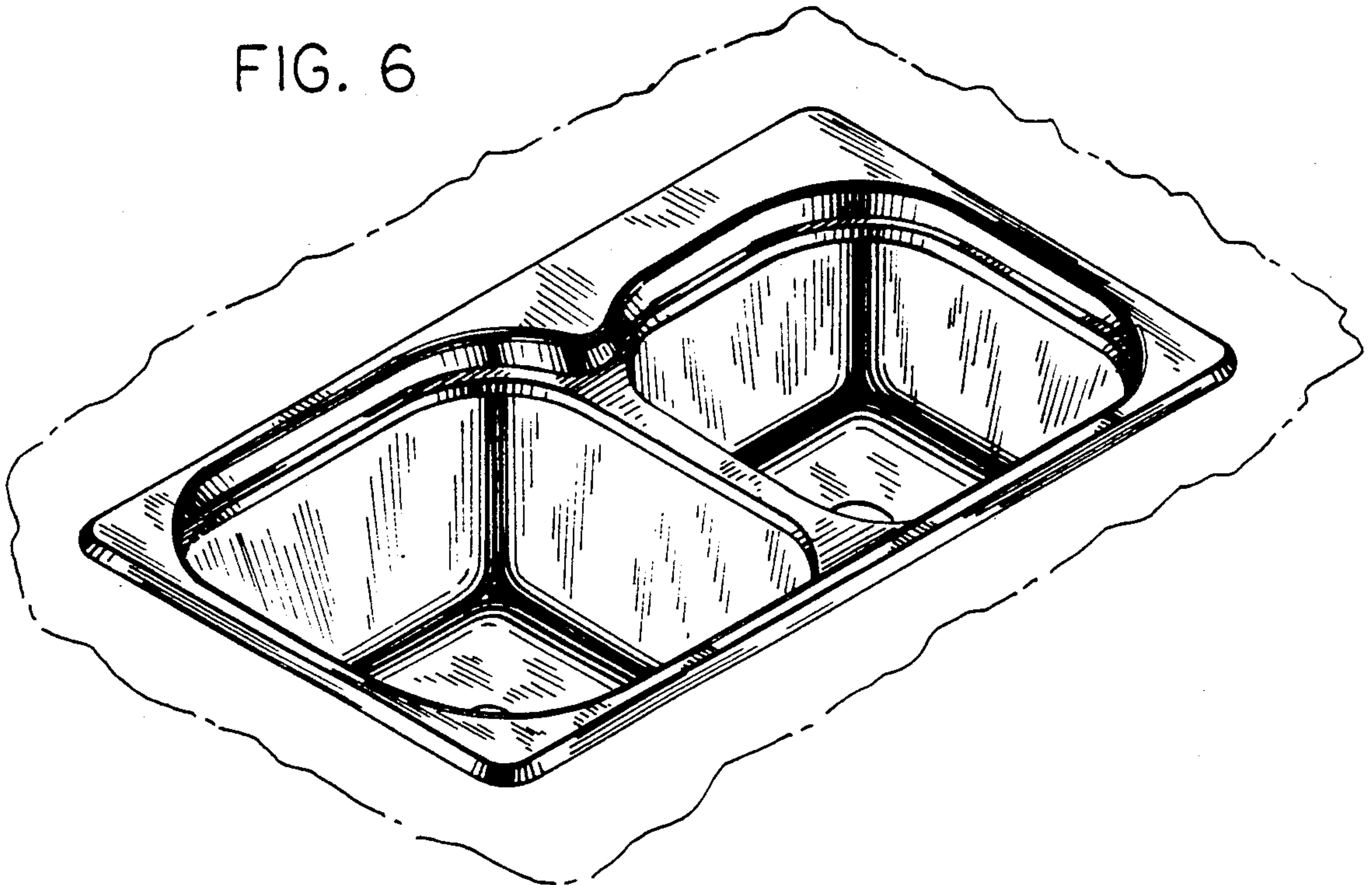



FIG. 10






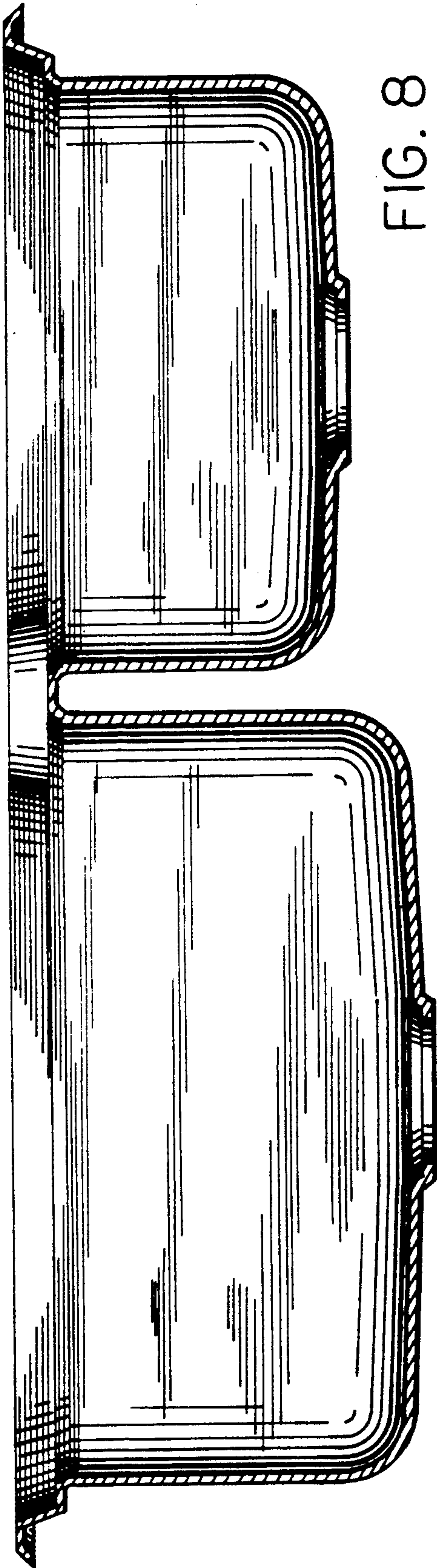


FIG. 9

FIG. 11

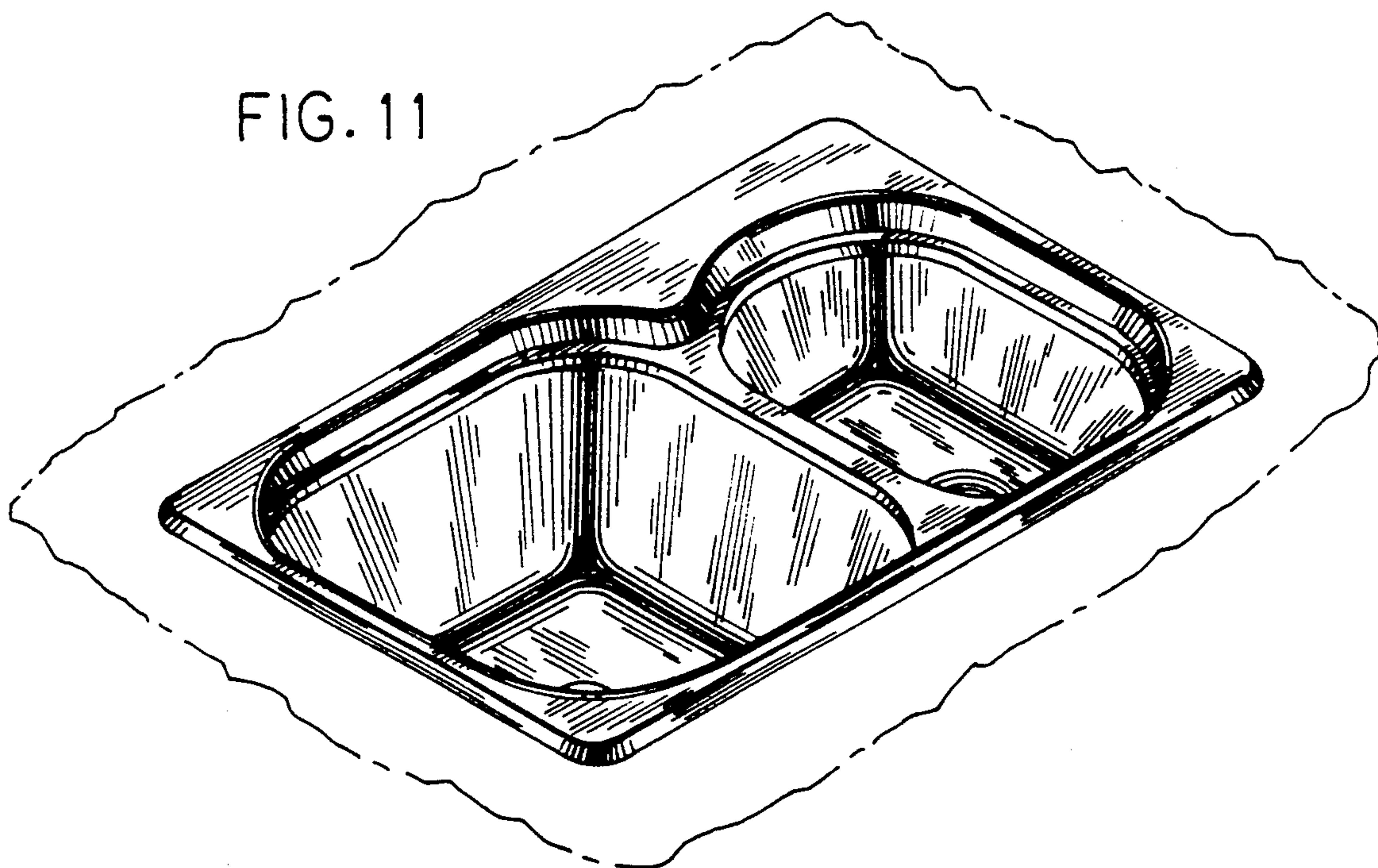



FIG. 15



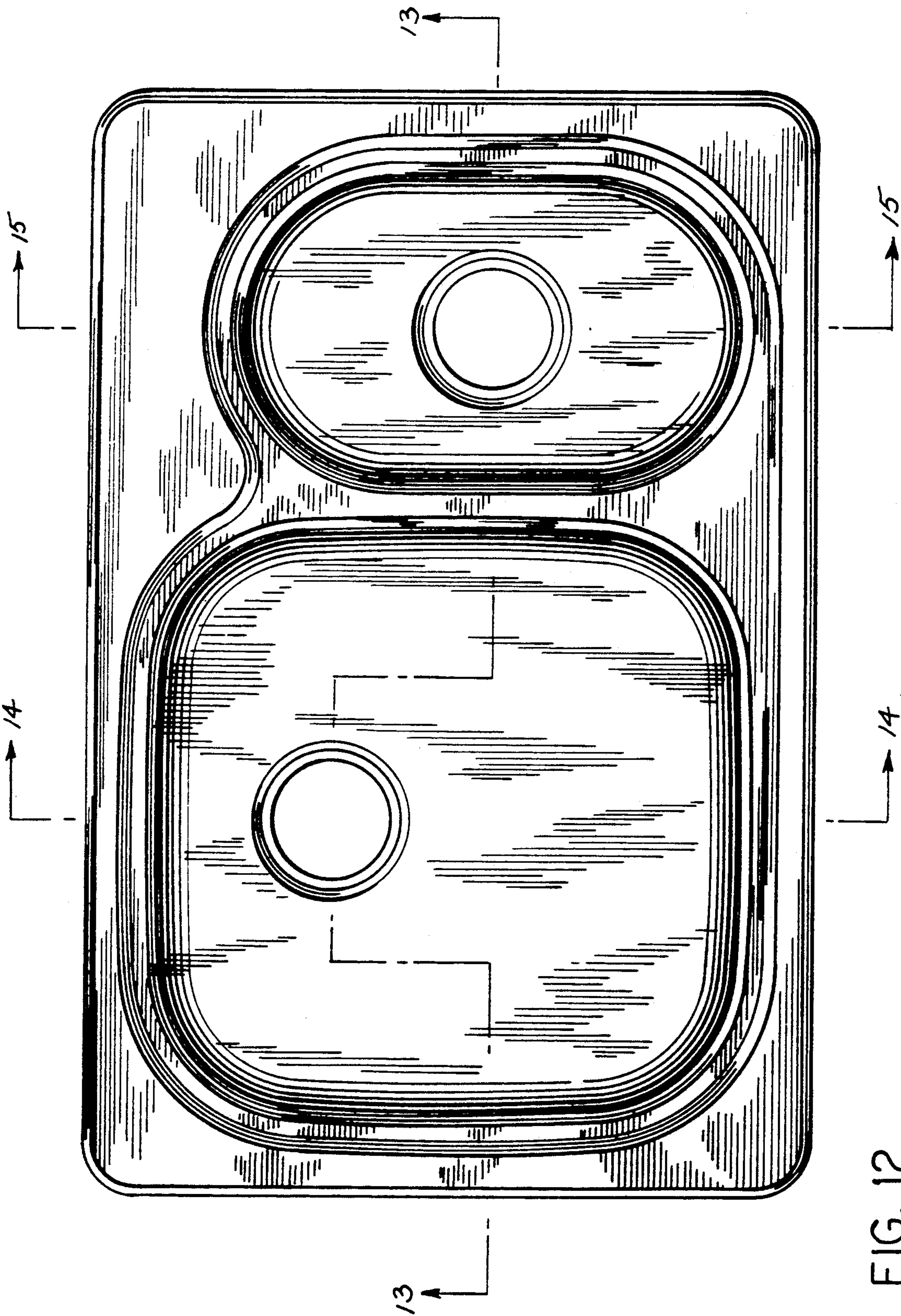


FIG. 12



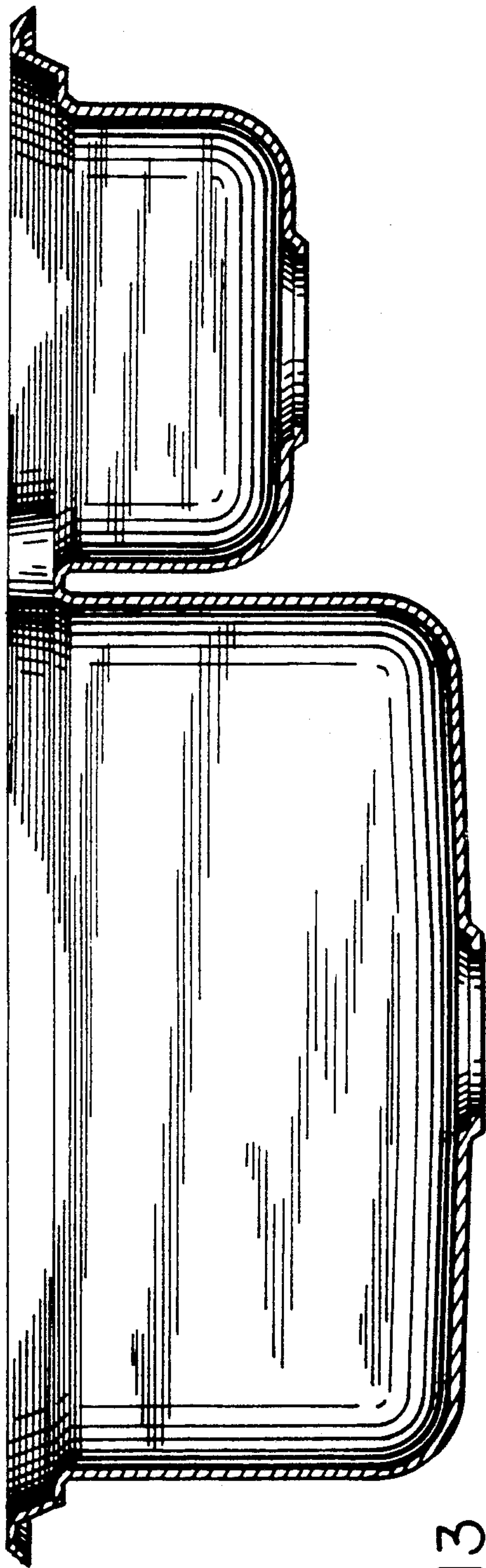


FIG. 13




FIG. 14

UNITED STATES PATENT AND TRADEMARK OFFICE  
**CERTIFICATE OF CORRECTION**

PATENT NO. : Des. 325,246

Page 1 of 2

DATED : April 7, 1992

INVENTOR(S) : Bruce M. Sauter, et al.

It is certified that error appears in the above-identified patent and that said Letters Patent is hereby corrected as shown below:

Insert the attached drawing sheet (Fig. 7) between sheets 4 and 5 of the drawings.

Signed and Sealed this  
Eighteenth Day of November 1997

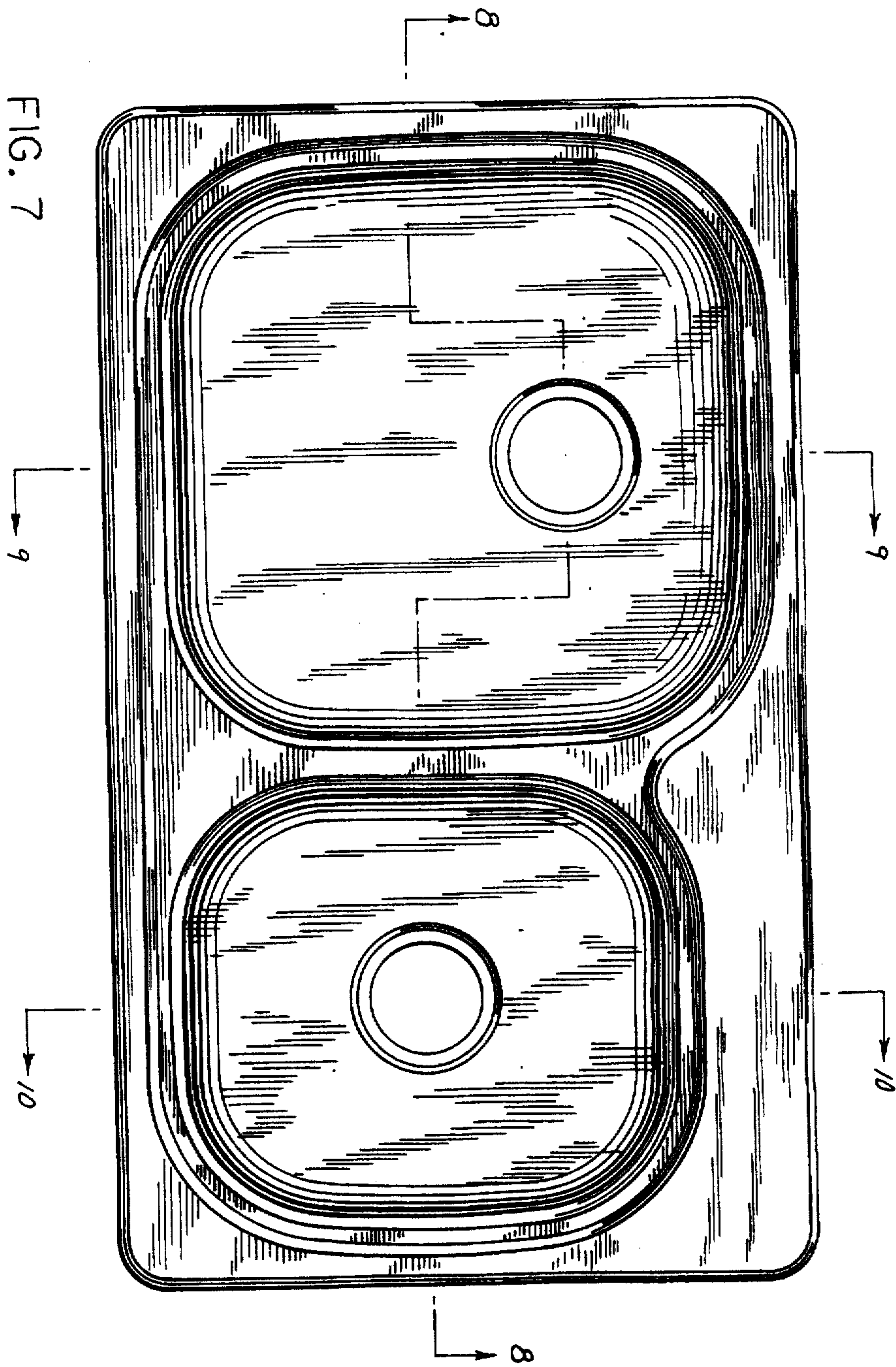
Attest:



BRUCE LEHMAN

Attesting Officer

Commissioner of Patents and Trademarks







US008325246B1

# REEXAMINATION CERTIFICATE (3066th)

United States Patent [19]

[11] B1 Des. 325,246

Sauter et al.

[45] Certificate Issued Nov. 26, 1996

[54] SINK

[58] Field of Search ..... D23/284, 287,  
D23/289, 290, 293, 294; 4/580, 619, 625,  
629, 638-642, 656

[75] Inventors: Bruce M. Sauter, Schaumburg, Ill.;  
Raymond A. Dickson, Jr., Searcy, Ark.

[73] Assignee: Kohler Co., Kohler, Wis.

[56] References Cited

## Reexamination Request:

No. 90/004,041, Nov. 29, 1995

## U.S. PATENT DOCUMENTS

D. 234,201 1/1975 Stairs, Jr. .... D23/290  
D. 295,068 4/1988 Kohler, Jr. et al. .... D23/290  
D. 297,162 8/1988 Mück et al. .... D23/290  
D. 298,163 10/1988 Downs ..... D23/290 X

## Reexamination Certificate for:

Patent No.: Des. 325,246  
Issued: Apr. 7, 1992  
Appl. No.: 332,663  
Filed: Mar. 30, 1989

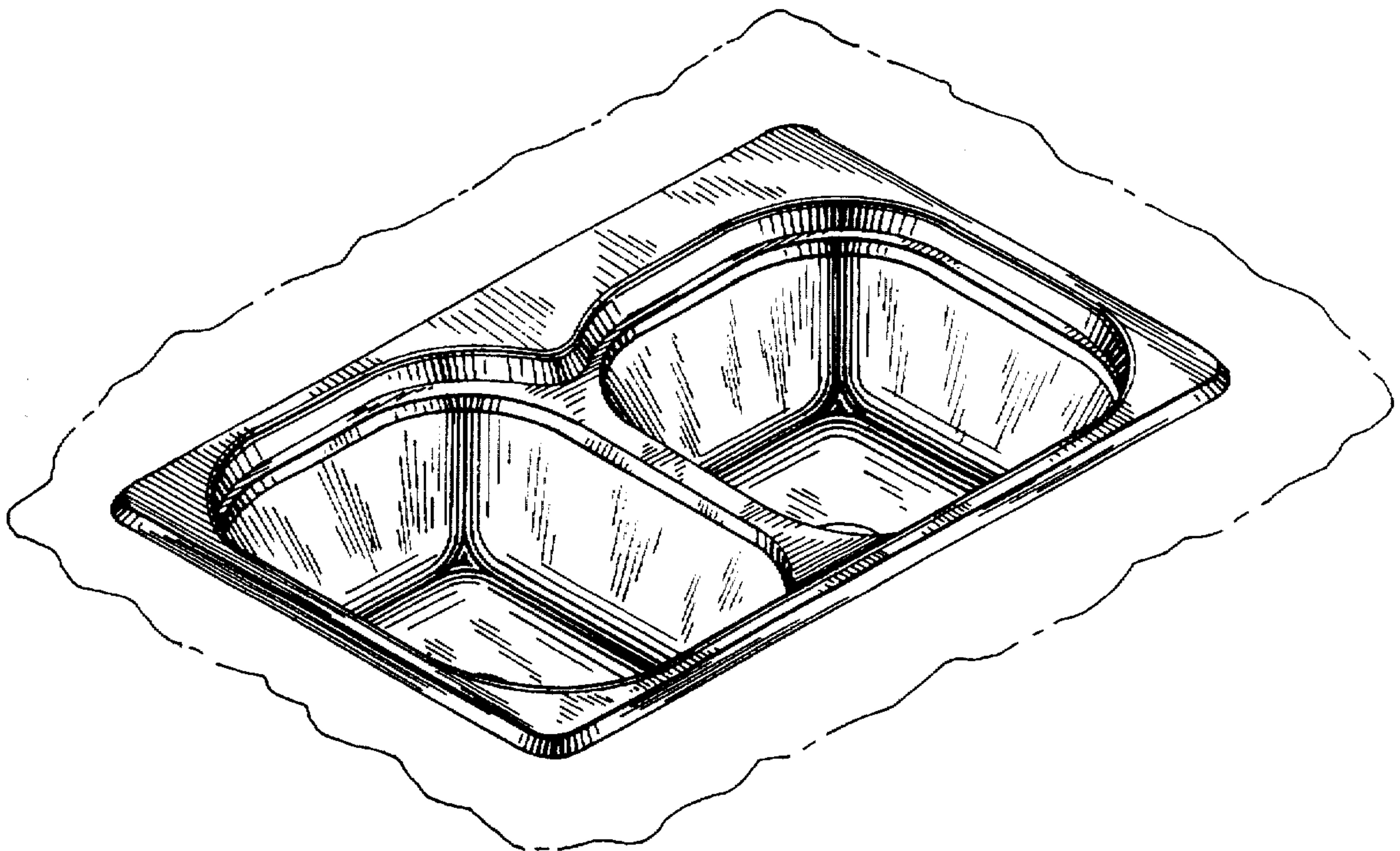
## OTHER PUBLICATIONS

Benthor-Sanijura sales brochure illustrating a Benthor-Sanijura sink, Jan. 1986.

[\*\*] Term: 14 Years

[52] U.S. Cl. .... D23/290

Primary Examiner—Lou Zarfas



B1 Des. 325,246

1

**REEXAMINATION CERTIFICATE  
ISSUED UNDER 35 U.S.C. 307**

NO AMENDMENTS HAVE BEEN MADE TO  
THE PATENT

2

AS A RESULT OF REEXAMINATION, IT HAS BEEN  
DETERMINED THAT:

The patentability of the claim is confirmed.

\* \* \* \* \*