



US00D325243S

# United States Patent [19]

[11] Patent Number: **Des. 325,243**

Cuttriss

[45] Date of Patent: **\*\* Apr. 7, 1992**

- [54] **BATHTUB**
- [75] Inventor: **Rik Cuttriss, Fillmore, Calif.**
- [73] Assignee: **Gruber Systems, Inc., Valencia, Calif.**
- [\*\*] Term: **14 Years**
- [21] Appl. No.: **468,827**
- [22] Filed: **Jan. 22, 1990**
- [52] U.S. Cl. .... **D23/281**
- [58] Field of Search ..... **D23/275, 277-283, D23/303-307; D24/204, 205; 4/538, 555, 556, 571, 573-579, 584, 589, 590, 592, 593**

- D. 274,835 7/1984 Gruber ..... D23/281
- D. 287,397 12/1986 Cuttriss ..... D23/281
- D. 295,781 5/1988 Hubel ..... D23/281
- D. 313,838 1/1991 Lenahan ..... D23/277
- D. 314,817 2/1991 Lenahan ..... D23/281

*Primary Examiner*—James R. Largen  
*Attorney, Agent, or Firm*—Poms, Smith, Lande & Rose

### [57] CLAIM

The ornamental design for a bathtub, as shown and described.

### DESCRIPTION

FIG. 1 is a left side elevational view of a bathtub showing my new design the right side being a mirror image of the left side;

FIG. 2 is a top plan view thereof;

FIG. 3 is a front elevational view thereof;

FIG. 4 is a rear elevational view thereof;

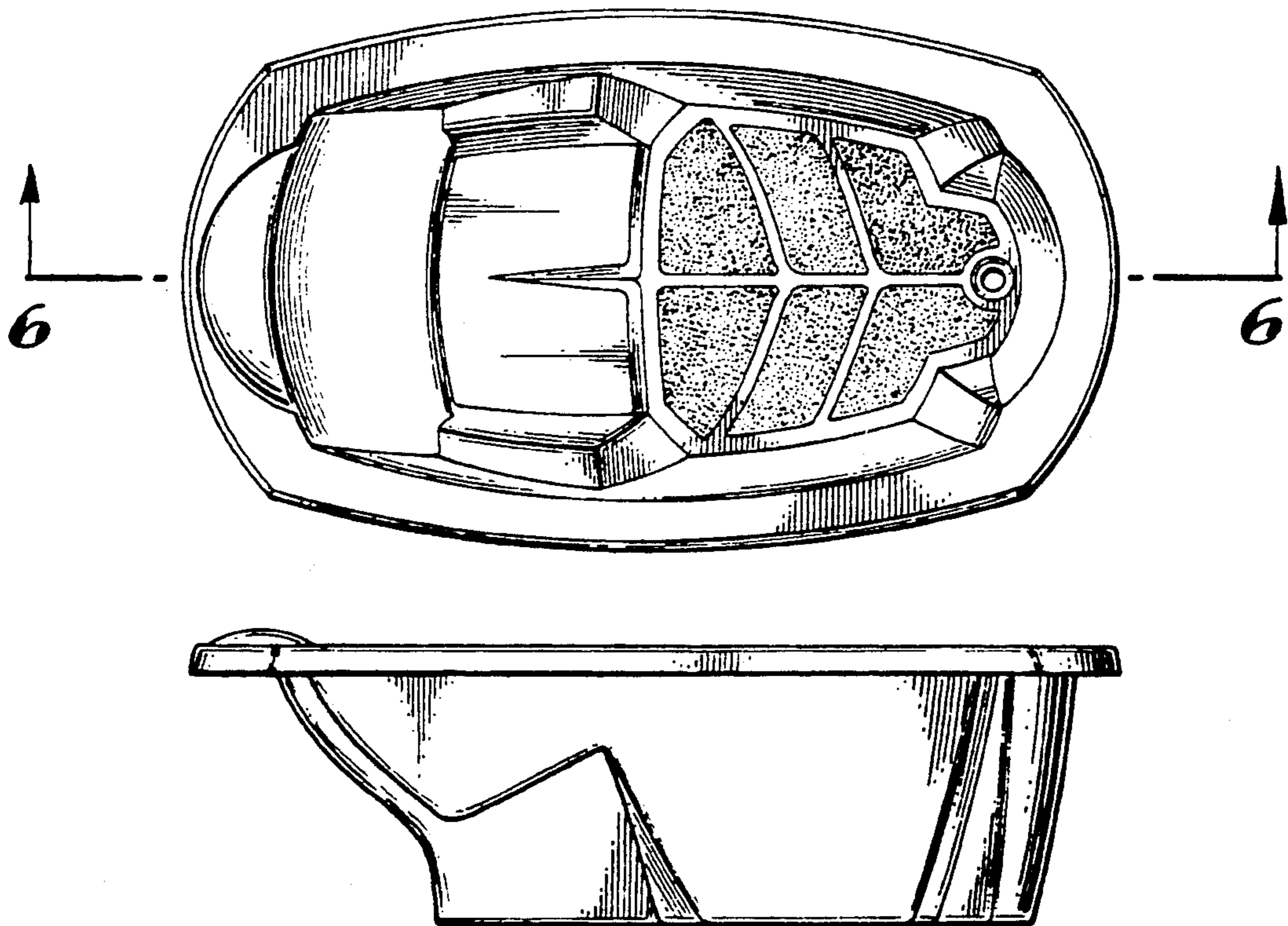
FIG. 5 is a cross sectional view taken on line V—V of FIG. 2; and,

FIG. 6 is a cross sectional view taken on line VI—VI of FIG. 2.

### [56] References Cited

#### U.S. PATENT DOCUMENTS

- |            |         |             |       |         |
|------------|---------|-------------|-------|---------|
| D. 229,180 | 11/1973 | Mollerstedt | ..... | D23/281 |
| D. 243,692 | 3/1977  | Gruber      | ..... | D23/281 |
| D. 244,855 | 6/1977  | Doman       | ..... | D23/281 |
| D. 253,008 | 9/1979  | Guigups     | ..... | D23/281 |
| D. 267,190 | 12/1982 | Harrison    | ..... | D23/281 |
| D. 274,454 | 6/1984  | Robinson    | ..... | D23/281 |



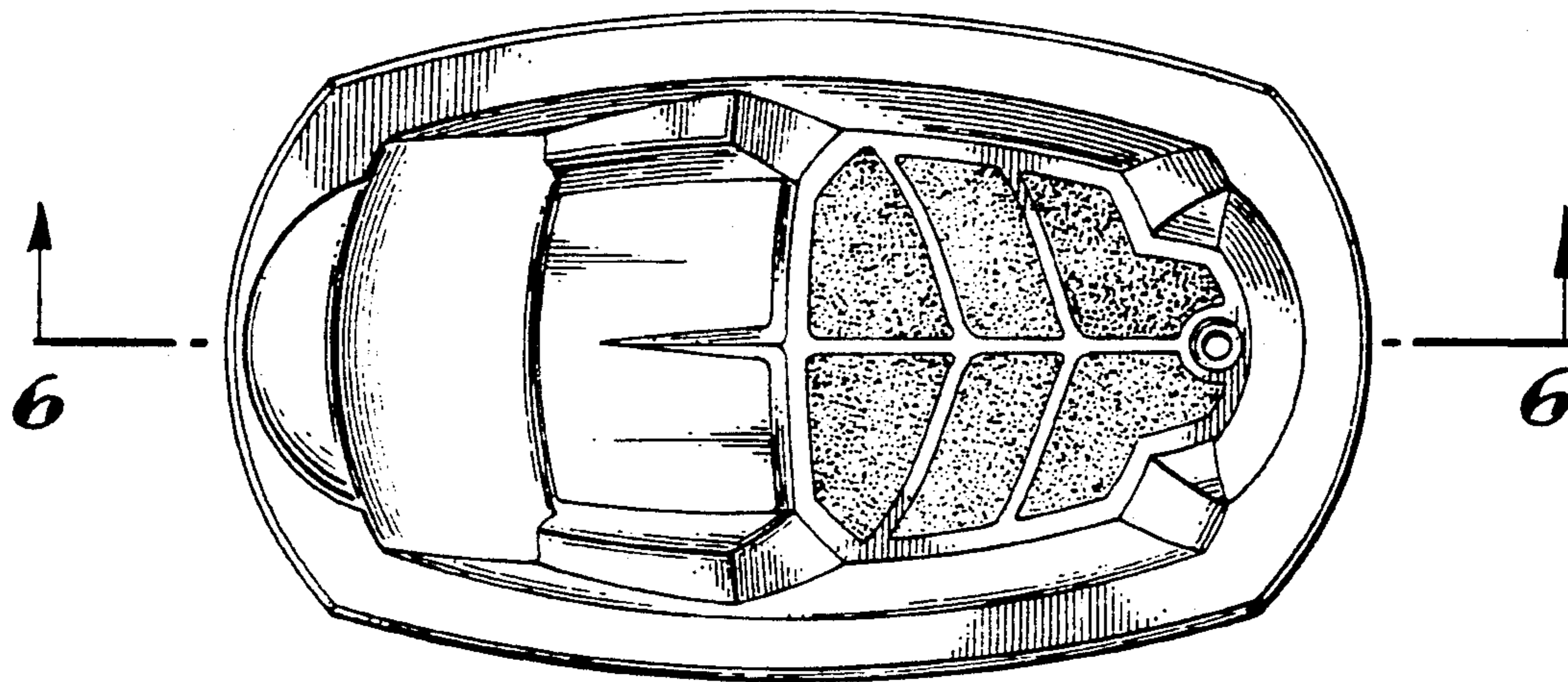


FIG. 2

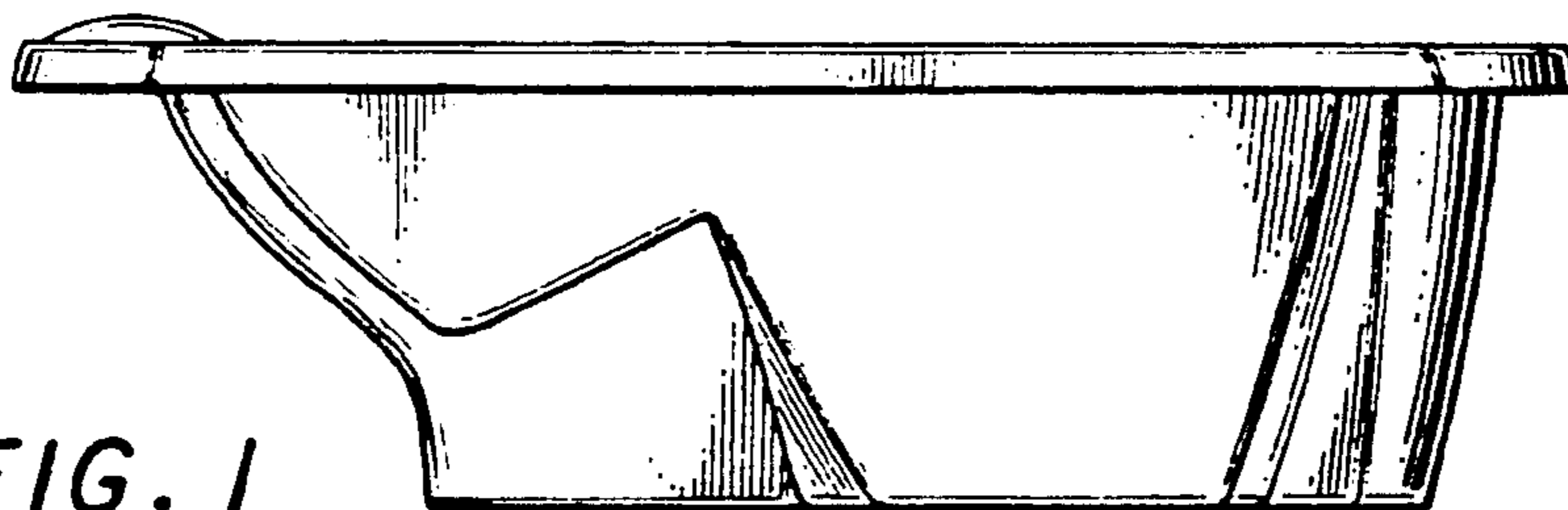


FIG. 1




FIG. 3




FIG. 4

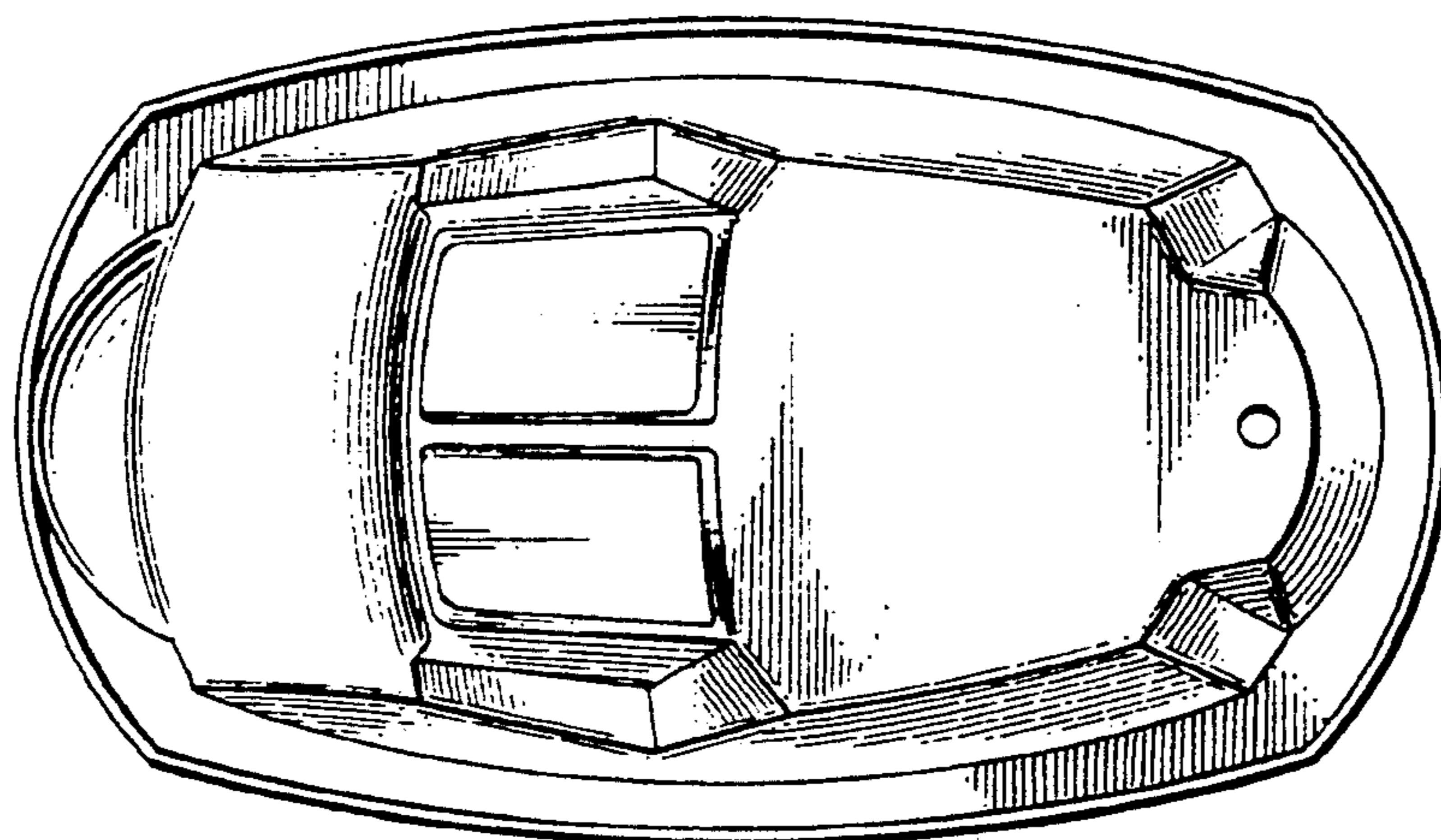


FIG. 5




FIG. 6