



US00D325239S

United States Patent [19]

Norman

[11] Patent Number: **Des. 325,239**

[45] Date of Patent: **** Apr. 7, 1992**

[54] **TENT**

[75] Inventor: **Lowell R. Norman, La Canada, Calif.**

[73] Assignee: **Spring Form, Inc., La Canada, Calif.**

[**] Term: **14 Years**

[21] Appl. No.: **440,491**

[22] Filed: **Nov. 30, 1989**

[52] U.S. Cl. **D21/253**

[58] Field of Search **D21/253, 254, 255;**
135/104, 106, 119, 102, 99; 403/393, 306

3,990,463 11/1976 Norman 135/4 R
 4,815,784 3/1989 Zheng 296/97.7
 4,825,892 5/1989 Norman 135/104
 4,858,634 8/1989 McLesse 135/104

FOREIGN PATENT DOCUMENTS

2635136 2/1990 France 135/106

Primary Examiner—Charles A. Rademaker
Attorney, Agent, or Firm—F. Eugene Logan

[57] CLAIM

The ornamental design for a tent, as shown and described.

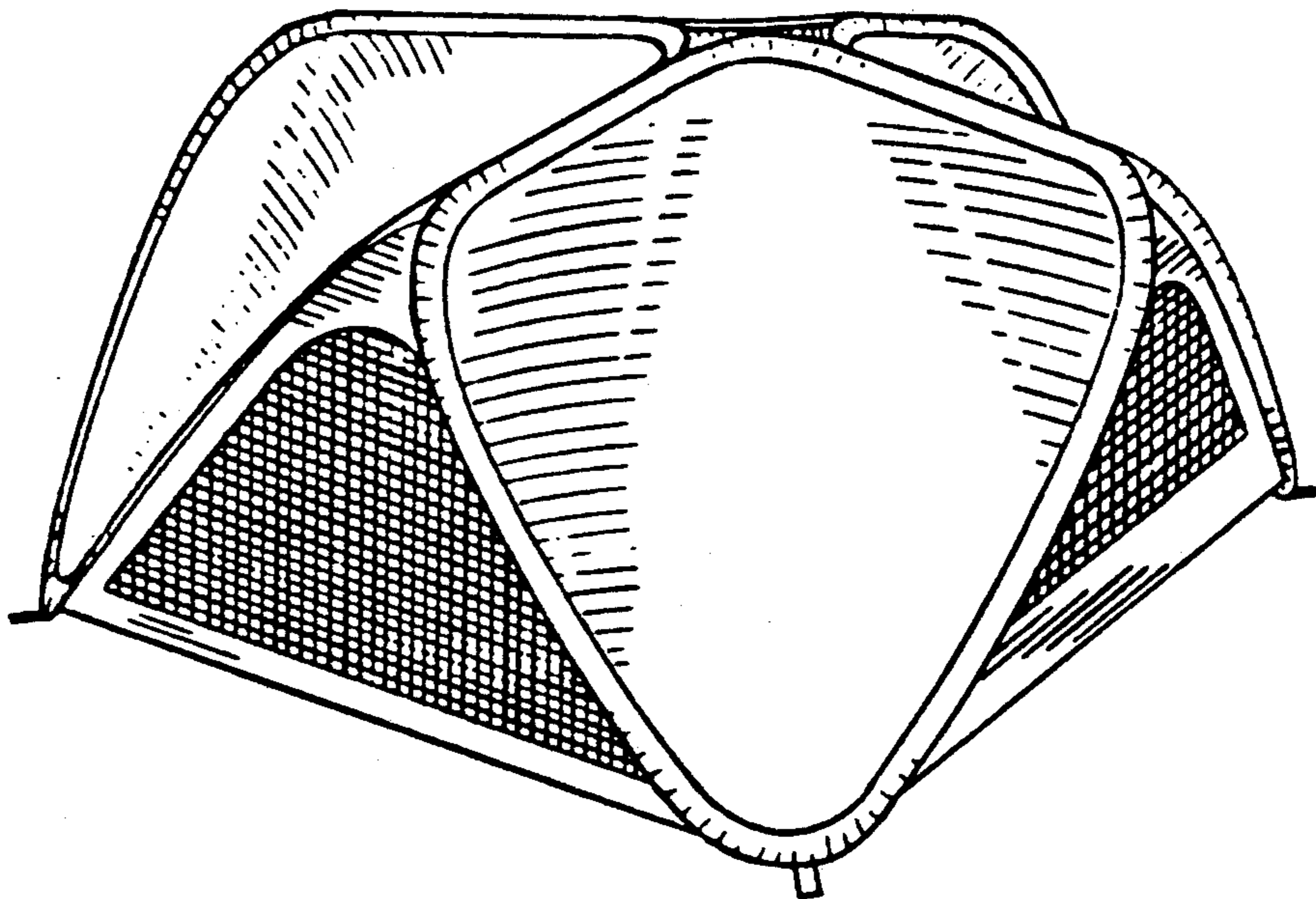
[56] References Cited

U.S. PATENT DOCUMENTS

D. 238,313 12/1975 Wright D21/253
 D. 285,880 9/1986 Griesenbeck D21/253
 D. 318,706 7/1991 Norman D21/253
 2,167,219 9/1938 Sankey D21/253
 2,440,557 4/1948 Power D21/253
 3,388,711 6/1968 Huddle D21/253
 3,675,667 7/1972 Miller 135/1 R
 3,960,161 6/1976 Norman 135/1 R

DESCRIPTION

FIG. 1 is a top, front and right side perspective view of a tent showing my new design;
 FIG. 2 is a top plan view thereof;
 FIG. 3 is a front elevational view thereof;
 FIG. 4 is a bottom plan view thereof; and,
 FIG. 5 is a rear elevational view thereof, the right side elevational view and the left side elevational view thereof being identical to that shown.



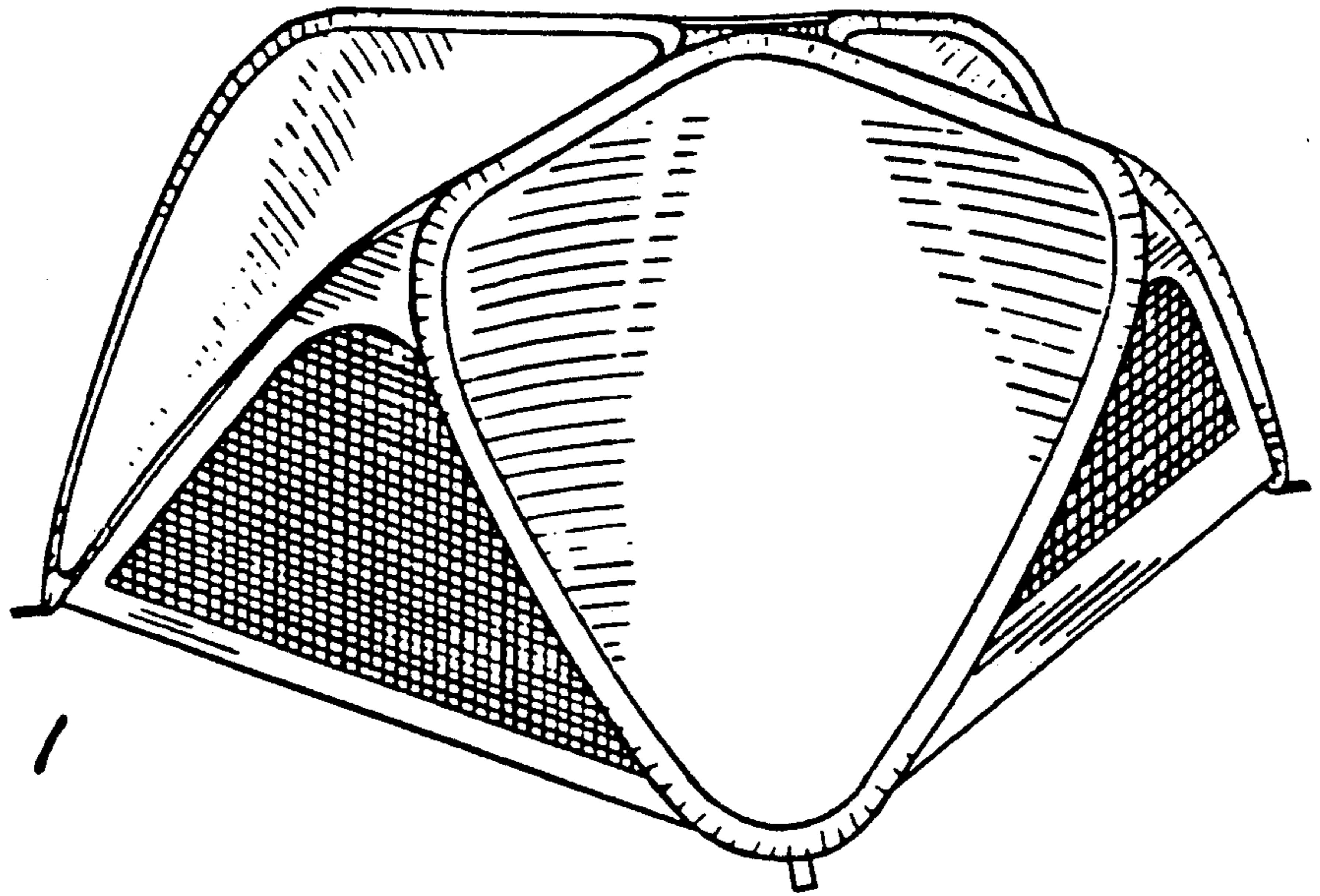


FIG. 1




FIG. 2

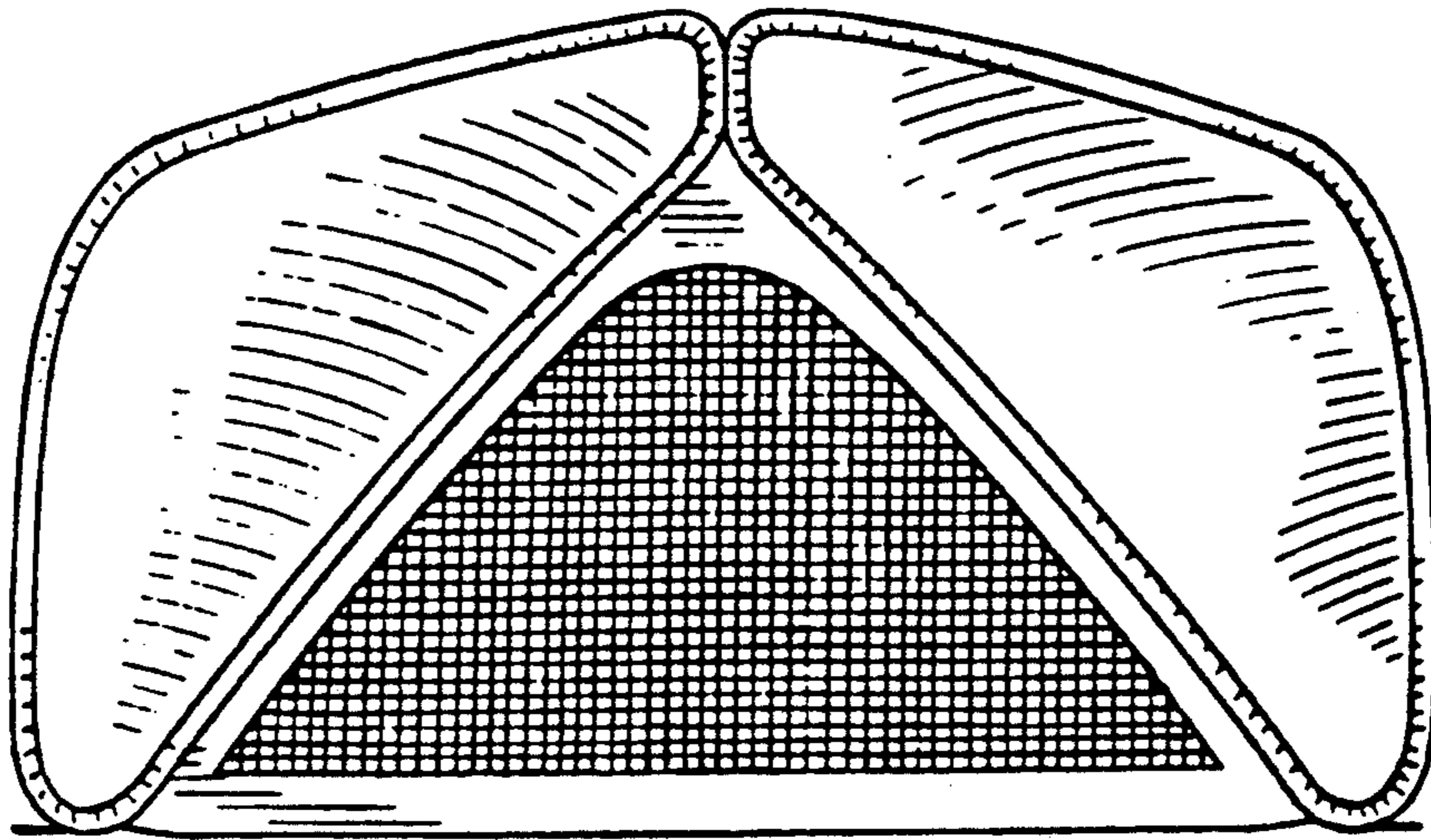


FIG. 3




FIG. 4

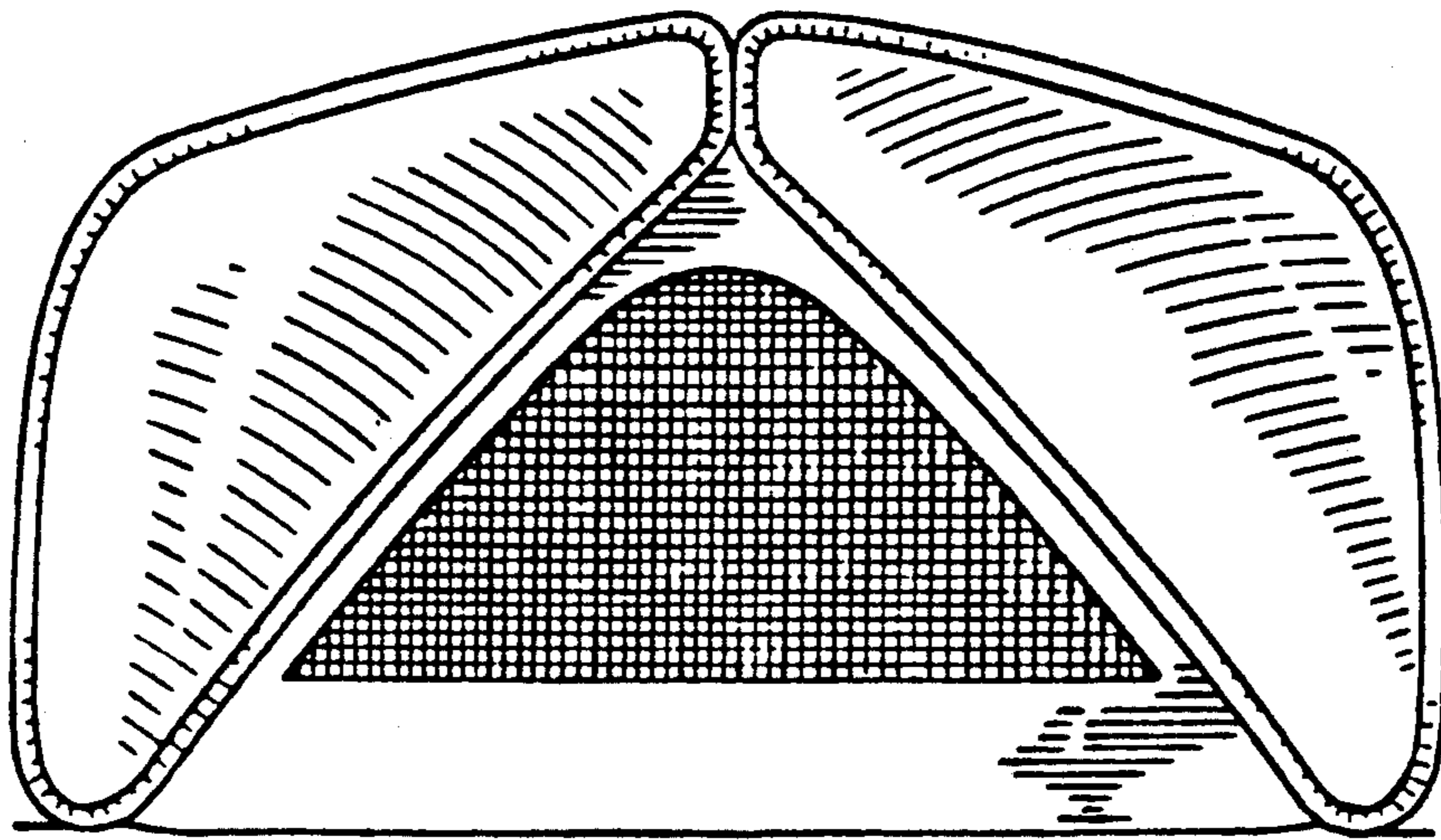


FIG. 5