



US00D325221S

United States Patent [19]

Ito

[11] Patent Number: **Des. 325,221**

[45] Date of Patent: **** Apr. 7, 1992**

[54] **CAP FOR A WRITING INSTRUMENT**

[75] Inventor: **Kunio Ito, Funabashi, Japan**

[73] Assignee: **Pentel Kabushiki Kaisha, Tokyo, Japan**

[**] Term: **14 Years**

[21] Appl. No.: **310,600**

[22] Filed: **Feb. 13, 1989**

[52] U.S. Cl. **D19/57; D19/49; D19/51; D19/56**

[58] Field of Search **D19/35, 36, 41-51, D19/54-58, 81-85; 401/243-247**

[56] **References Cited**

U.S. PATENT DOCUMENTS

- D. 253,660 12/1979 Carre D19/51
- D. 254,315 2/1980 Carre D19/51
- D. 259,642 6/1981 Gomez D19/51
- D. 259,793 7/1981 Carre D19/51

- D. 270,843 10/1983 Itoh D19/51
- D. 279,115 6/1985 Nishida D19/57 X
- D. 310,684 9/1990 Itoh D19/57
- D. 311,550 10/1990 Yazaki D19/48

Primary Examiner—Bruce W. Dunkins
Assistant Examiner—Martha Thompson
Attorney, Agent, or Firm—Wenderoth, Lind & Ponack

[57] **CLAIM**

The ornamental design for a cap for a writing instrument, as shown and described.

DESCRIPTION

FIG. 1 is a front elevational view of a cap for a writing instrument showing my new design; FIG. 2 is a left side elevational view, the right side being a mirror image thereof; FIG. 3 is a rear elevational view; FIG. 4 is a top plan view; FIG. 5 is a bottom plan view; and, FIG. 6 is a top, right front perspective view thereof.

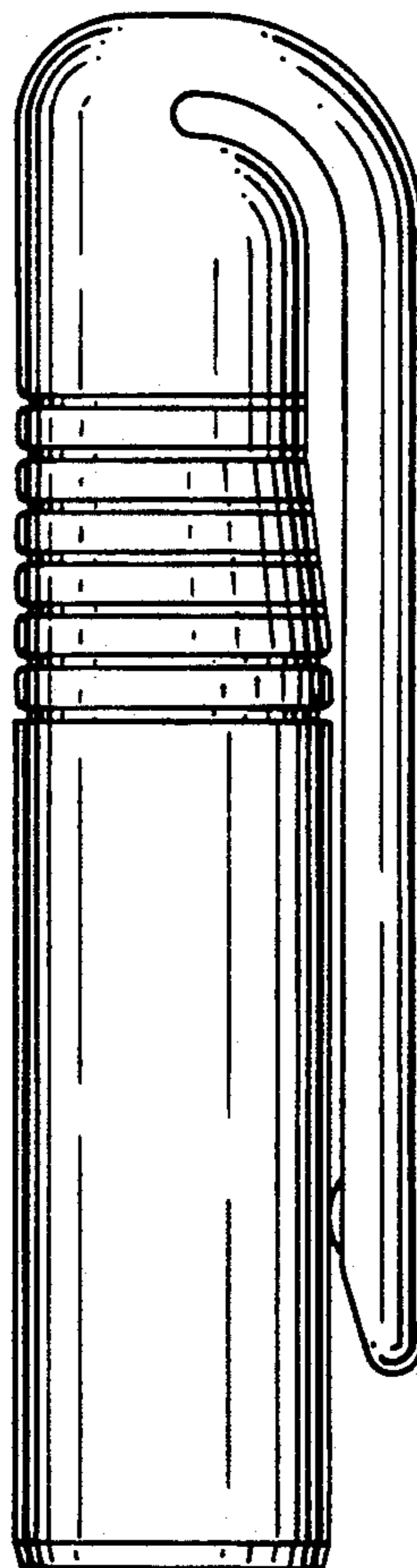



FIG. 1

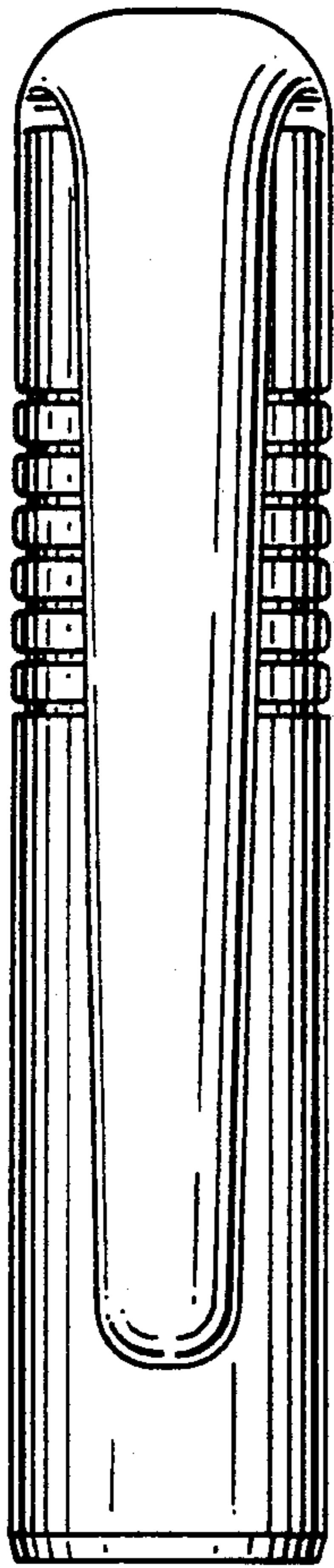


FIG. 2




FIG. 3




FIG. 4




FIG. 5




FIG. 6

