



US00D325207S

**United States Patent** [19]  
**Dix**

[11] **Patent Number: Des. 325,207**

[45] **Date of Patent: \*\* Apr. 7, 1992**

[54] **RADIO RECEIVER OR SIMILAR ARTICLE**

[56] **References Cited**

**U.S. PATENT DOCUMENTS**

[76] **Inventor: Jeffrey R. Dix, 82 Pleasant View Dr.,  
Holland, N.Y. 14080**

D. 274,619 7/1984 Glicher ..... D14/189  
D. 295,173 4/1988 Oren ..... D14/168  
D. 314,574 2/1991 Kato ..... D14/205

[\*\*] **Term: 14 Years**

*Primary Examiner*—Theodore M. Shooman  
*Attorney, Agent, or Firm*—E. Herbert Liss

[21] **Appl. No.: 530,062**

[57] **CLAIM**

The ornamental design for a radio receiver or similar article, as shown.

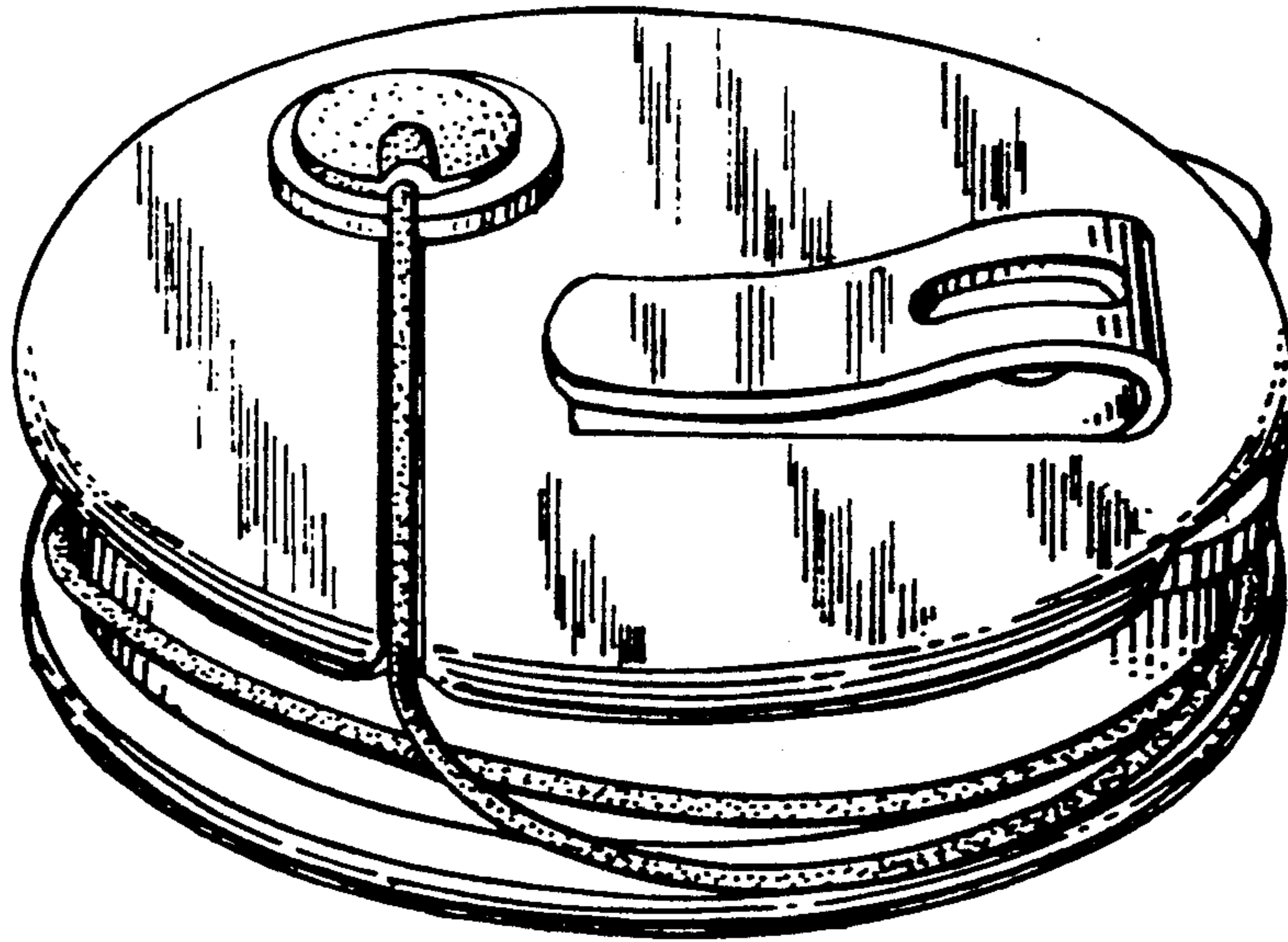
[22] **Filed: May 17, 1990**

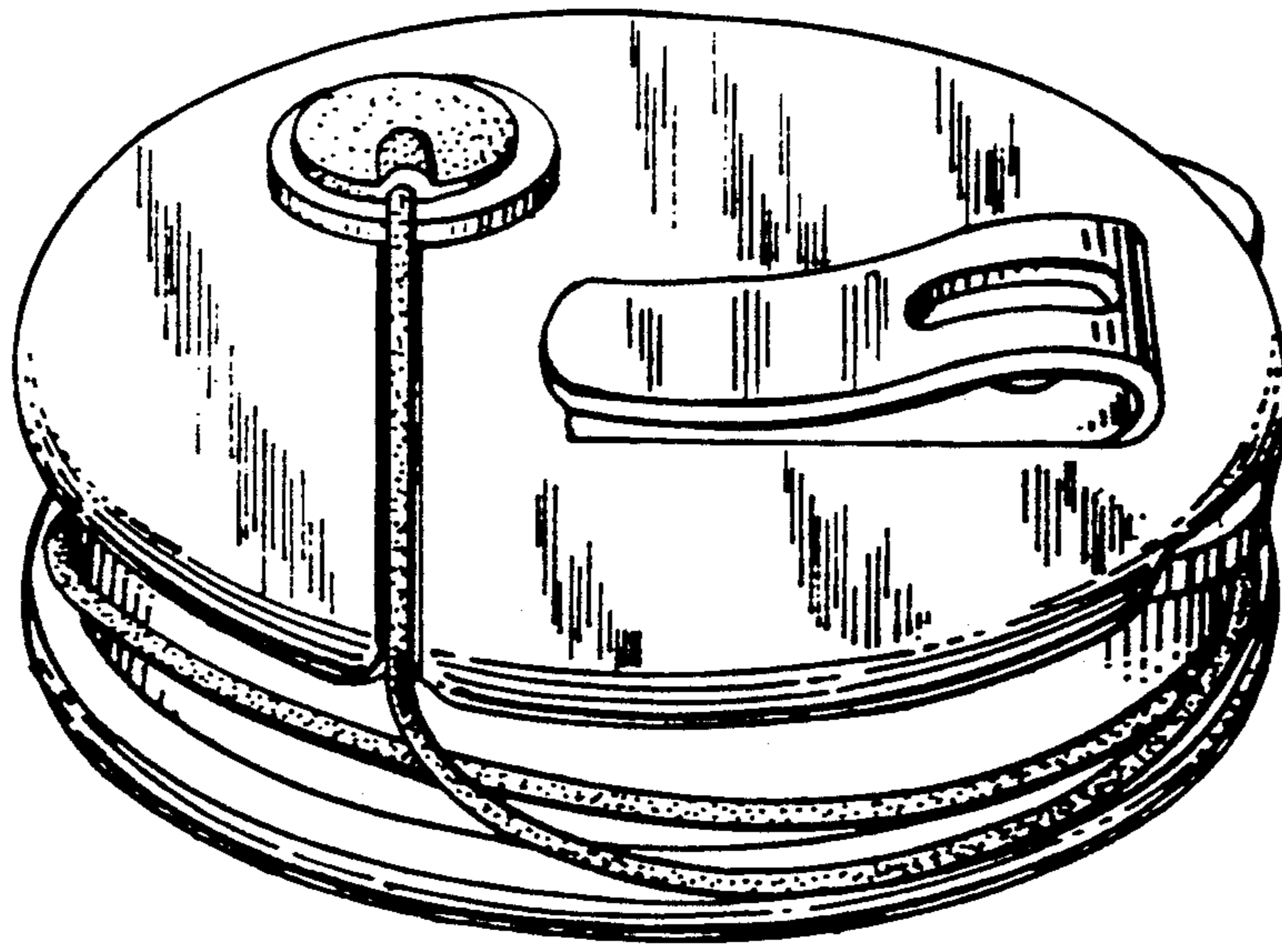
**DESCRIPTION**

[52] **U.S. Cl. .... D14/192; D14/188**

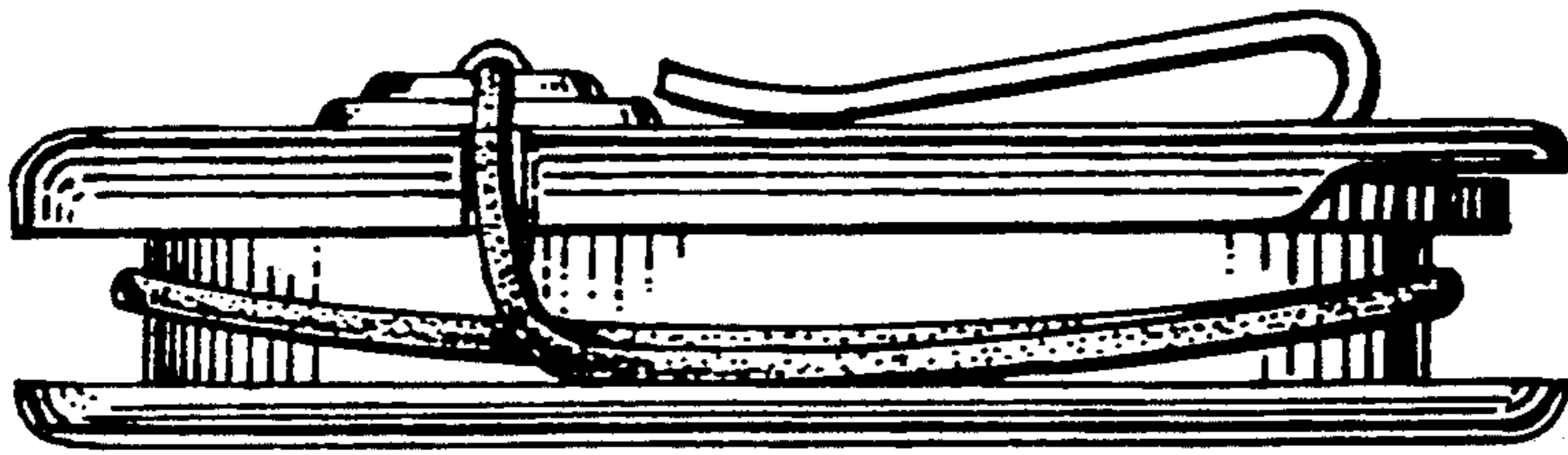
FIG. 1 is a top and front perspective view of a radio receiver or similar article showing my new design; FIG. 2 is a front elevational view thereof; and, FIG. 3 is a bottom plan view thereof.

[58] **Field of Search .... D14/124, 137, 163, 168,  
D14/171, 188-198, 265, 299; 455/344, 347,  
350-351**






*Fig. 1*



*Fig. 2*



*Fig. 3*