



US00D325204S

United States Patent [19]

[11] Patent Number: **Des. 325,204**

Ito et al.

[45] Date of Patent: **** Apr. 7, 1992**

[54] **COMBINED AUDIO MIXER AND TAPE RECORDER**

[75] Inventors: **Masafumi Ito**, Tokyo; **Shigeru Hasegawa**, Kodaira; **Haruki Takita**, Tokyo; **Katsuhiro Takashima**, Yokohama; **Keiji Tsunoda**, Kokubunji, all of Japan

[73] Assignee: **Teac Corporation**, Tokyo, Japan

[**] Term: **14 Years**

[21] Appl. No.: **564,333**

[22] Filed: **Aug. 8, 1990**

[30] **Foreign Application Priority Data**

Feb. 14, 1990 [JP] Japan 2-4397

[52] U.S. Cl. **D14/162; D14/217**

[58] Field of Search **D14/124, 162, 217, 239, D14/260; 381/28, 119; 379/202**

[56] **References Cited**

U.S. PATENT DOCUMENTS

D. 273,676	5/1984	Itoh et al.	D14/217
D. 273,950	5/1984	Itoh et al.	D14/217
D. 291,196	8/1987	Ito et al.	D14/162
4,885,792	12/1989	Christensen et al.	381/119

OTHER PUBLICATIONS

Music Trades, Mar. 1987, p. 82, bottom right—Sound Tech model 310SE Mixing Console.

High Fidelity, Mar. 1988, p. 13, top right—Cassette Recorder/Mixers.

Music Trades, Jan. 1987, p. 13, Akai Multi-Track Recording System.

Brochure of Teac Tascam 644 Midistudio, undated but admitted prior art.

Primary Examiner—Theodore M. Shooman

Attorney, Agent, or Firm—Ladas & Parry

[57] **CLAIM**

The ornamental design for a combined audio mixer and tape recorder, as shown and described.

DESCRIPTION

FIG. 1 is a top plan view of a combined audio mixer and tape recorder showing our new design;

FIG. 2 is a front elevational view thereof;

FIG. 3 is a rear elevational view thereof;

FIG. 4 is a bottom plan view thereof;

FIG. 5 is a left side elevational view thereof;

FIG. 6 is a right side elevational view thereof; and,

FIG. 7 is a top, front and right side perspective view thereof.




FIG. 1

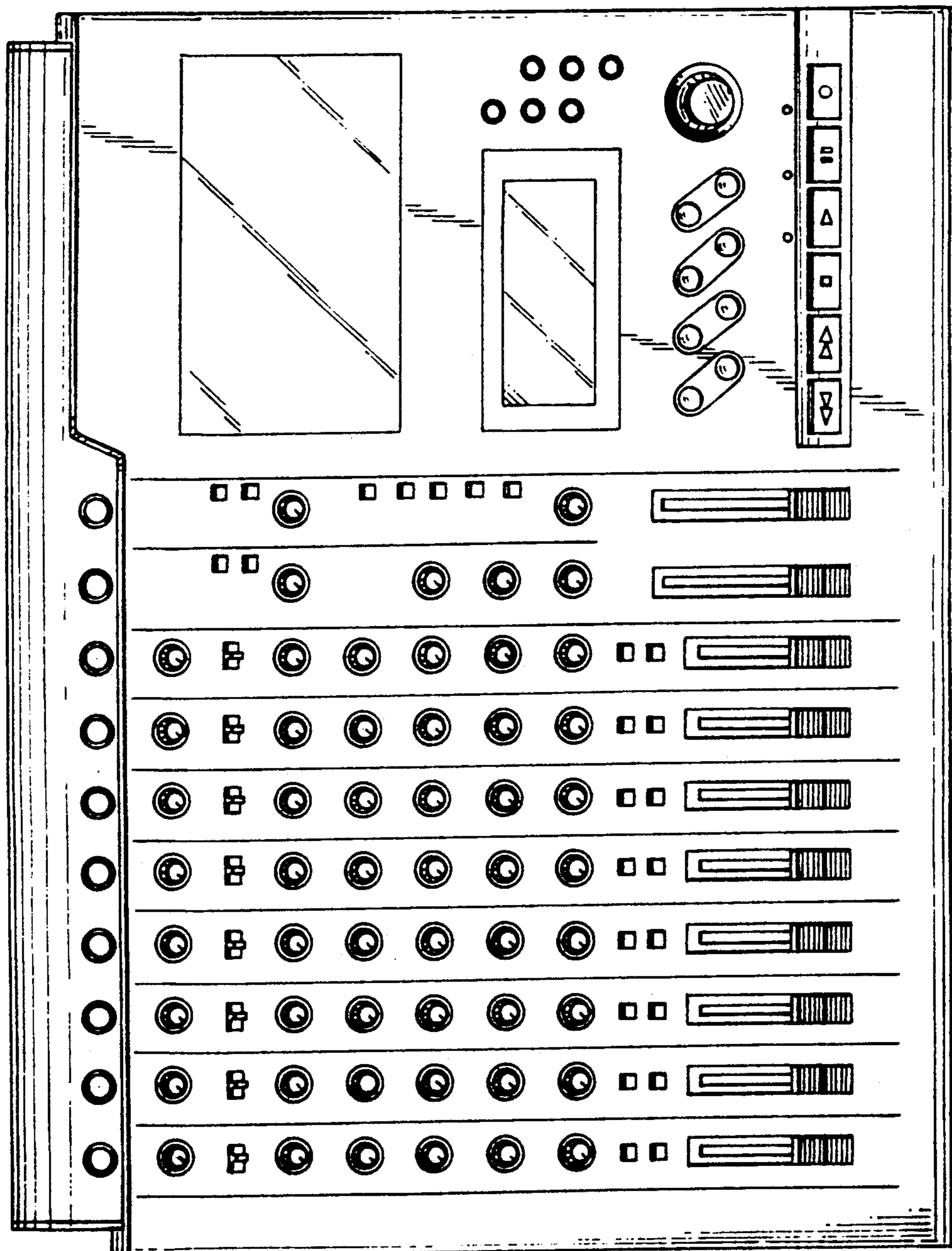


FIG. 2

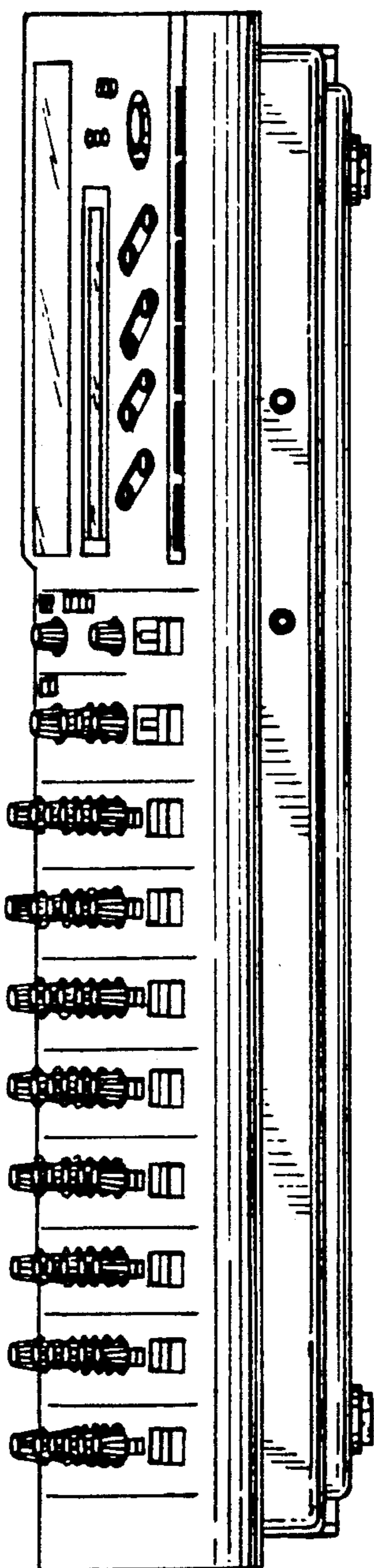


FIG. 3

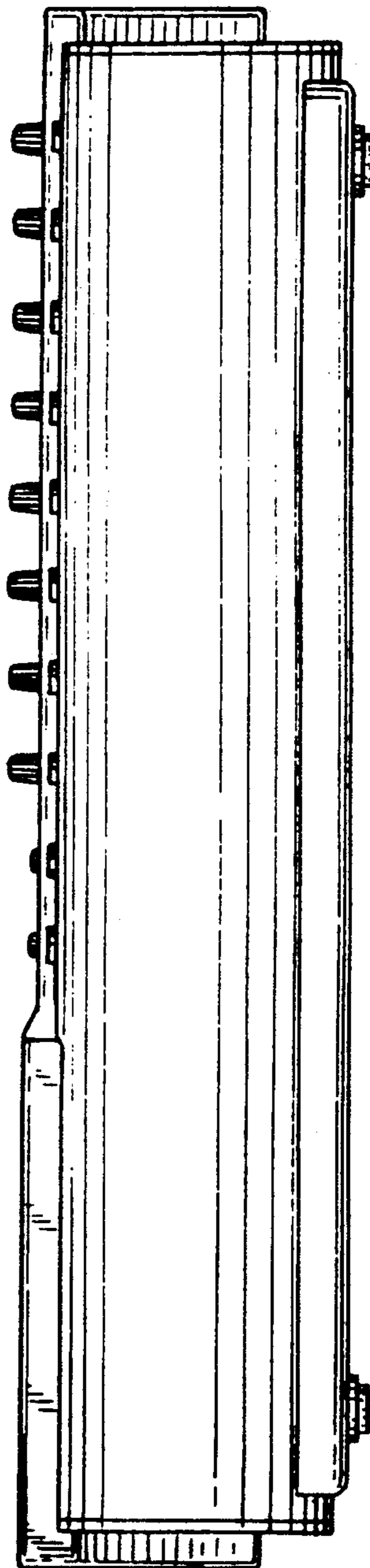


FIG. 4




FIG. 5

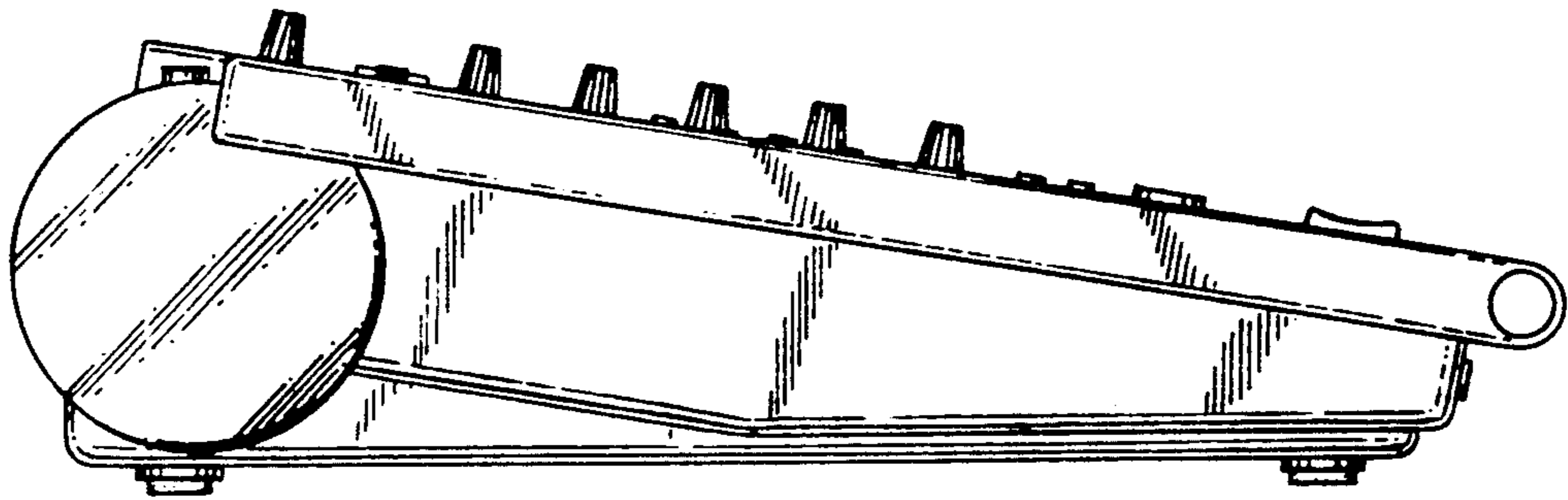


FIG. 6

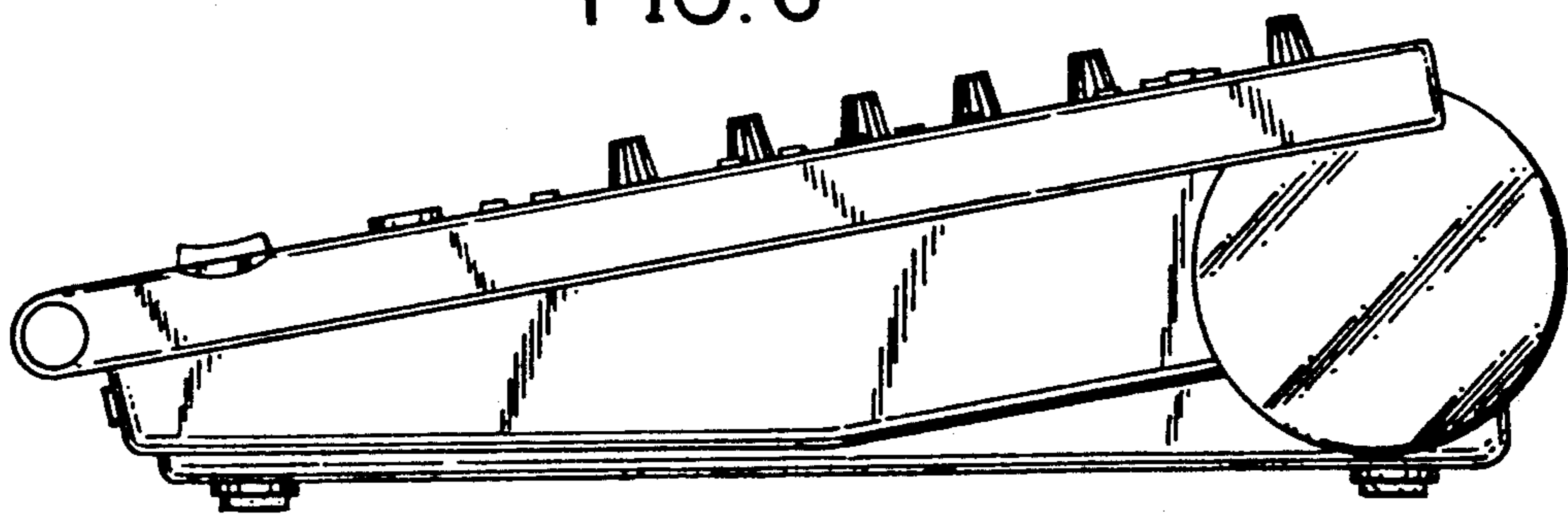


FIG. 7

