



US00D325200S

United States Patent [19]

[11] Patent Number: **Des. 325,200**

Riley et al.

[45] Date of Patent: **** Apr. 7, 1992**

[54] **COMPUTER KEYBOARD OR SIMILAR ARTICLE**

D. 316,405 4/1991 Yoshitake D14/100
D. 320,005 9/1991 Stead D14/100

[75] Inventors: **Raymond W. Riley; Robert Brunner,** both of San Jose; **Kenneth D. Wood,** Woodside, all of Calif.

Primary Examiner—Wallace R. Burke
Assistant Examiner—Freda S. Nunn
Attorney, Agent, or Firm—Franklyn C. Weiss

[73] Assignee: **Apple Computer, Inc.,** Cupertino, Calif.

[57] **CLAIM**

The ornamental design for a computer keyboard or similar article, as shown and described.

[**] Term: **14 Years**

DESCRIPTION

[21] Appl. No.: **586,044**

[22] Filed: **Sep. 20, 1990**

[52] U.S. Cl. **D14/115**

[58] **Field of Search** D14/100, 101, 105, 106, D14/115, 247; D18/1, 7, 11, 12; 340/700, 706, 711, 712; 341/22, 23; 235/145 A, 145 R; 400/493.1, 494, 472, 473, 485, 488, 489, 486, 693; 364/706-709.09, 900

FIG. 1 is a top front and left side perspective view of a computer keyboard or similar article showing our new design;

FIG. 2 is a top plan view thereof on an enlarged scale; FIG. 3 is a bottom plan view thereof on an enlarged scale;

FIG. 4 is a front elevational view thereof on an enlarged scale;

FIG. 5 is a rear elevational view thereof on an enlarged scale;



FIG. 6 is a left side elevational view thereof on an enlarged scale; and,

FIG. 7 is a right side elevational view thereof on an enlarged scale.

[56] **References Cited**

U.S. PATENT DOCUMENTS

D. 308,200 5/1990 Sottsass D14/115
D. 311,384 10/1990 Lazere et al. D14/100
D. 313,402 1/1991 Esslinger D14/100




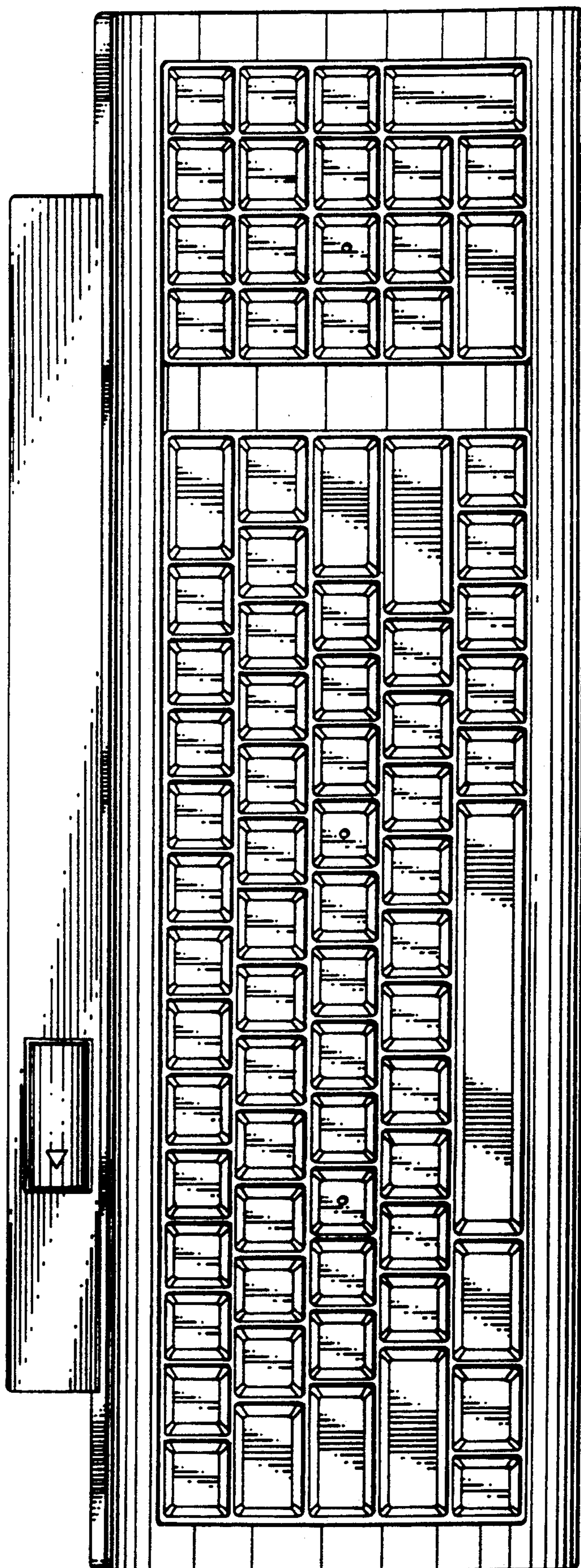
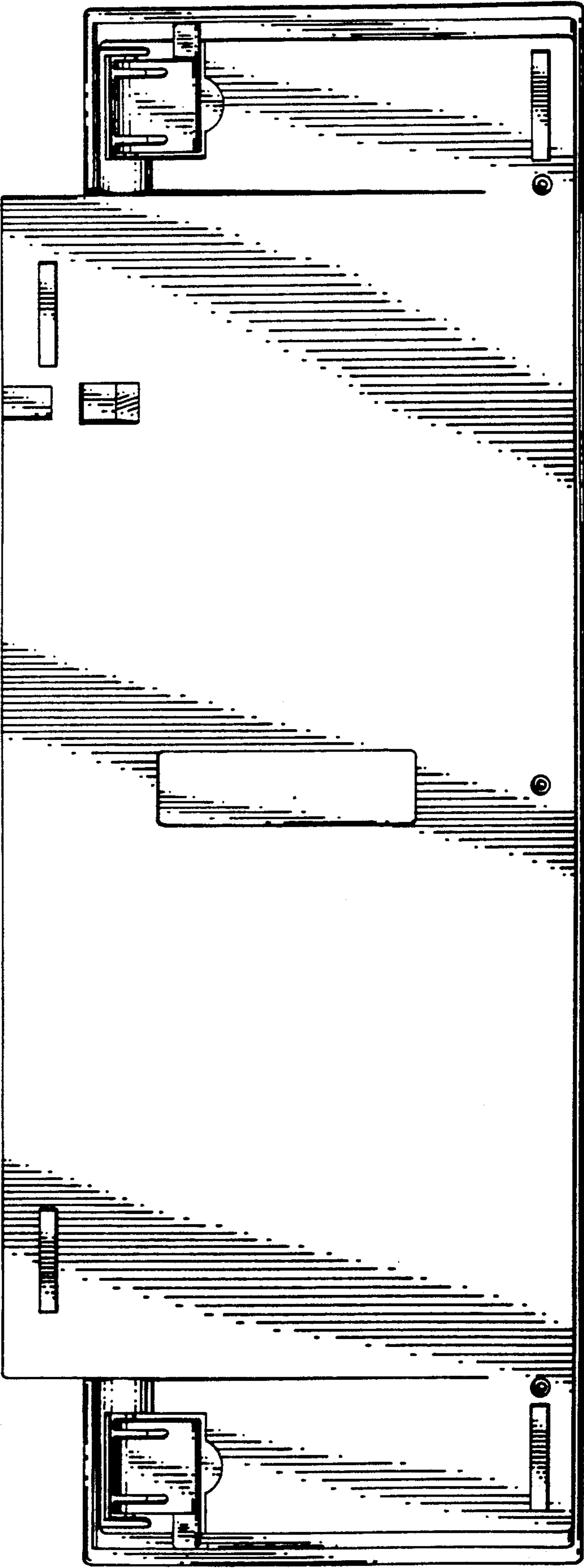


FIG. 1



FILE



FILE

FIG 4

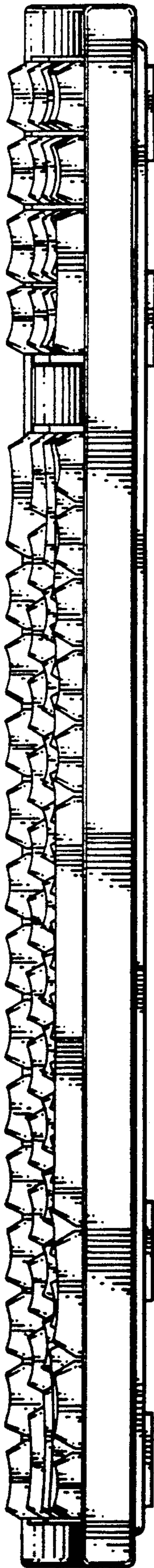


FIG 5




FIG 7

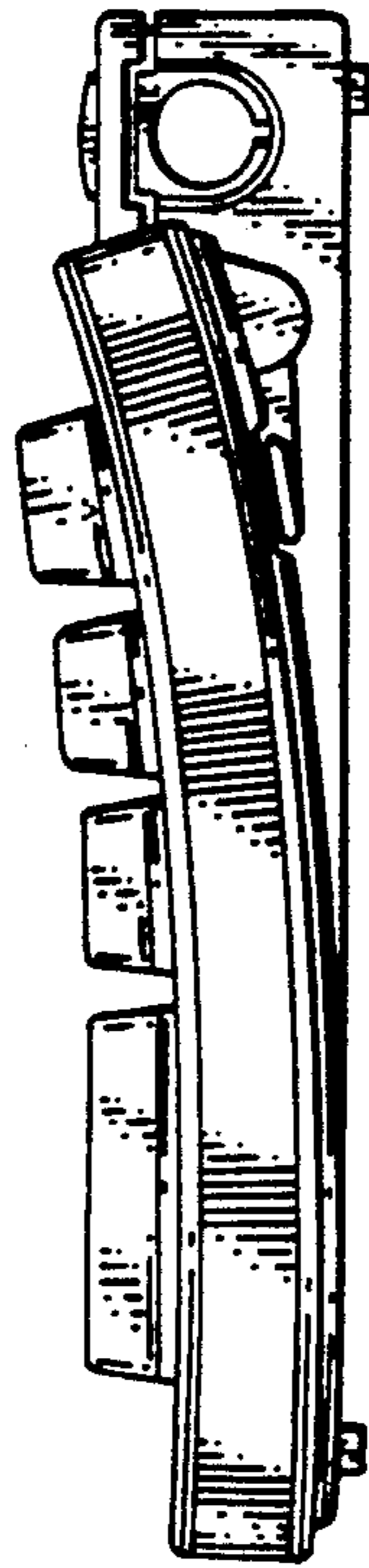


FIG 8

