



US00D325188S

# United States Patent [19]

[11] Patent Number: **Des. 325,188**

Abele

[45] Date of Patent: **\*\* Apr. 7, 1992**

[54] **TOP FOR THE BED OF A TRUCK**

[75] Inventor: **Larry Abele, Cerritos, Calif.**

[73] Assignee: **Izuzu Motors Limited, Japan**

[\*\*] Term: **14 Years**

[21] Appl. No.: **382,328**

[22] Filed: **Jul. 20, 1989**

[30] **Foreign Application Priority Data**

Feb. 8, 1989 [JP] Japan ..... 1-4106  
 [52] U.S. Cl. .... **D12/156**  
 [58] Field of Search ..... D12/156, 196; 296/10,  
 296/26, 99.1, 100, 102, 210

[56] **References Cited**

**U.S. PATENT DOCUMENTS**

D. 271,681 12/1983 Hughet et al. .... D12/196  
 D. 295,737 5/1988 Kobel ..... D12/196  
 4,243,261 1/1981 Trenkler ..... 296/210  
 4,496,184 1/1985 Byrd et al. .... 296/100

**OTHER PUBLICATIONS**

Saab 9000 Catalog, p. 21, Wrap-Around Rear Window Unit of Saab 9000.

*Primary Examiner*—James M. Gandy  
*Attorney, Agent, or Firm*—Laubscher, Presta & Laubscher

[57] **CLAIM**

The ornamental design for a top for the bed of a truck, as shown and described.

**DESCRIPTION**

FIG. 1 is a perspective view of a top for the bed of a truck showing my new design it being understood that the truck is shown in broken lines for illustrative purposes only and forms no part of the claimed design; FIG. 2 is an enlarged front elevation view thereof; FIG. 3 is an enlarged rear elevation view thereof; FIG. 4 is an enlarged top plan view thereof; FIG. 5 is an enlarged bottom plan view thereof; FIG. 6 is an enlarged right side elevation view thereof; and, FIG. 7 is an enlarged sectional view thereof taken along line 7—7 in FIG. 2.




FIG. 1




FIG. 2

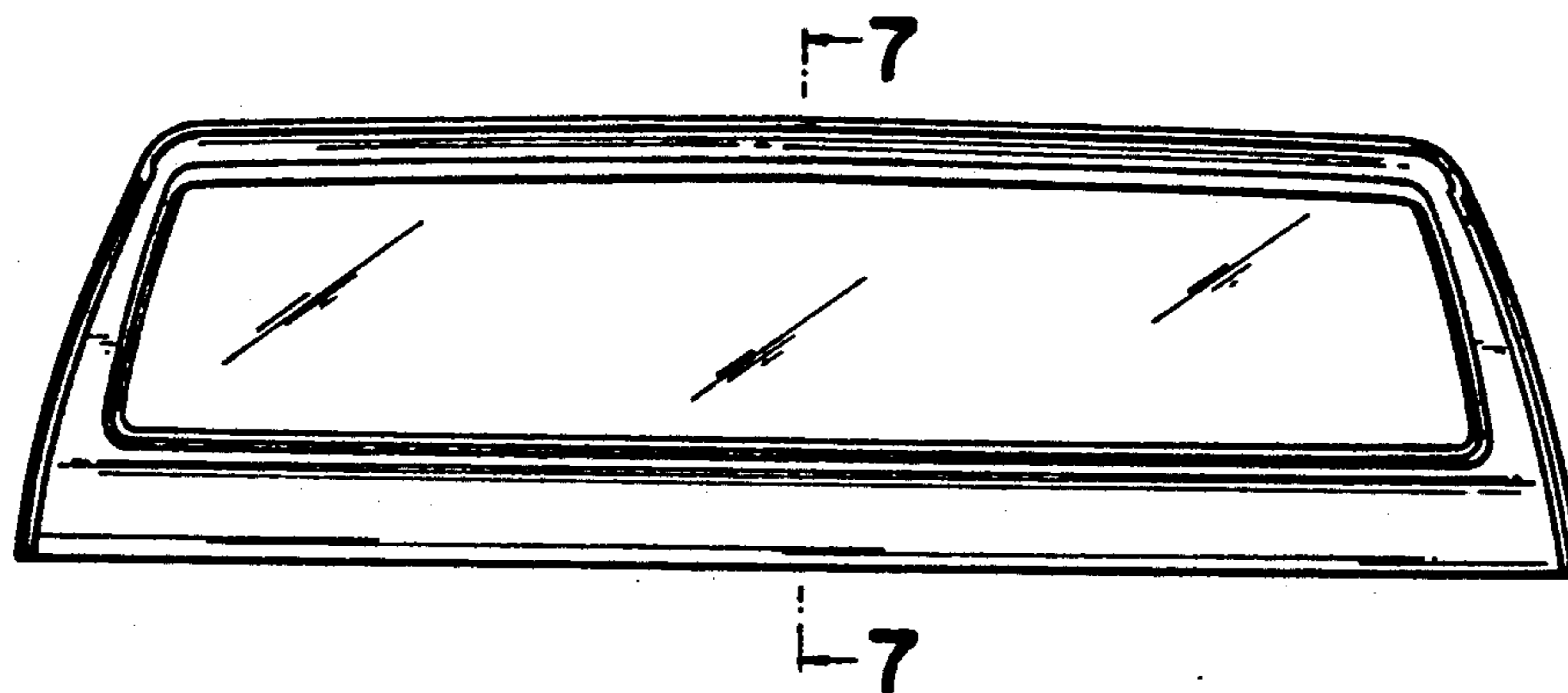


FIG. 3




FIG. 4

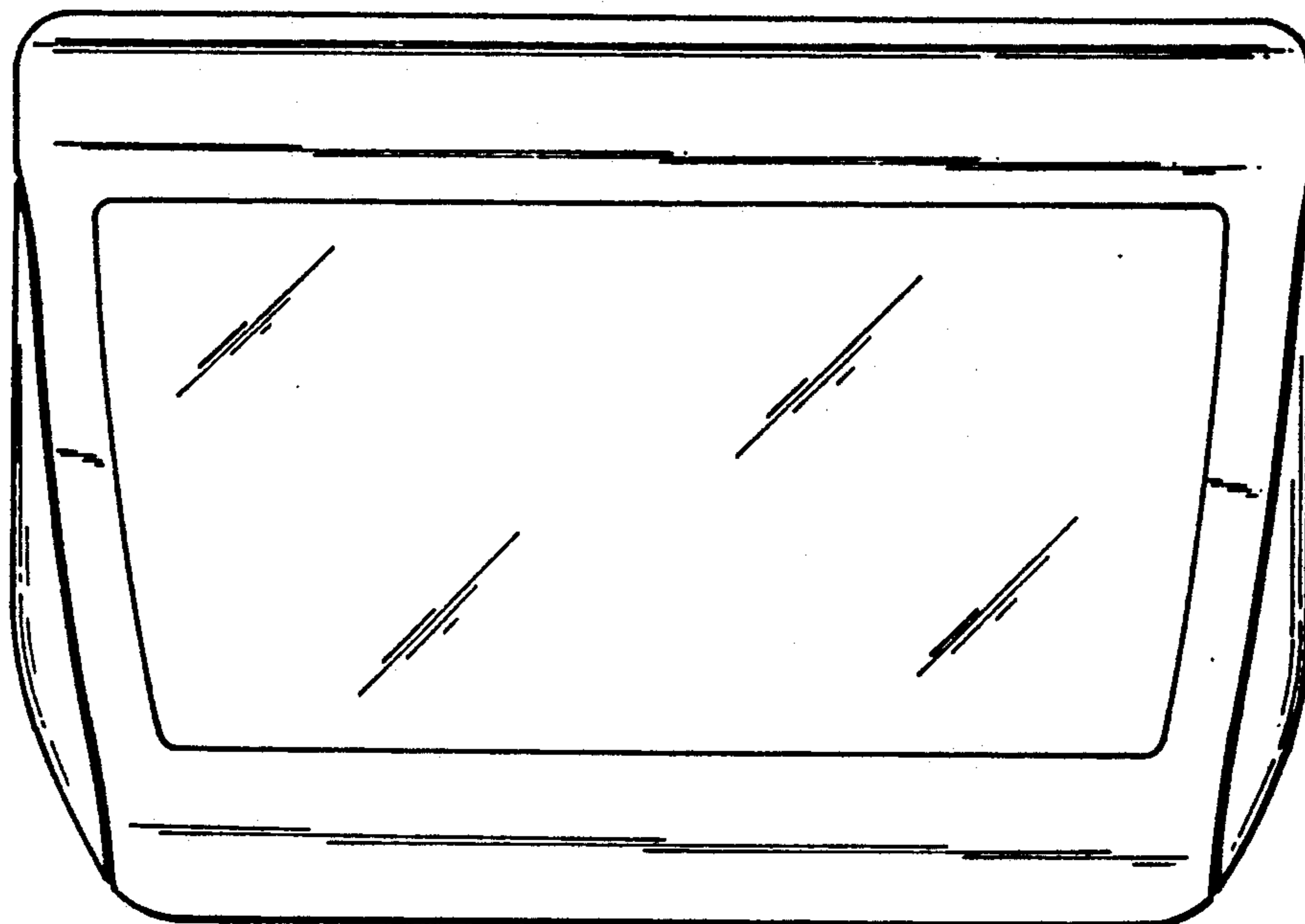


FIG. 5

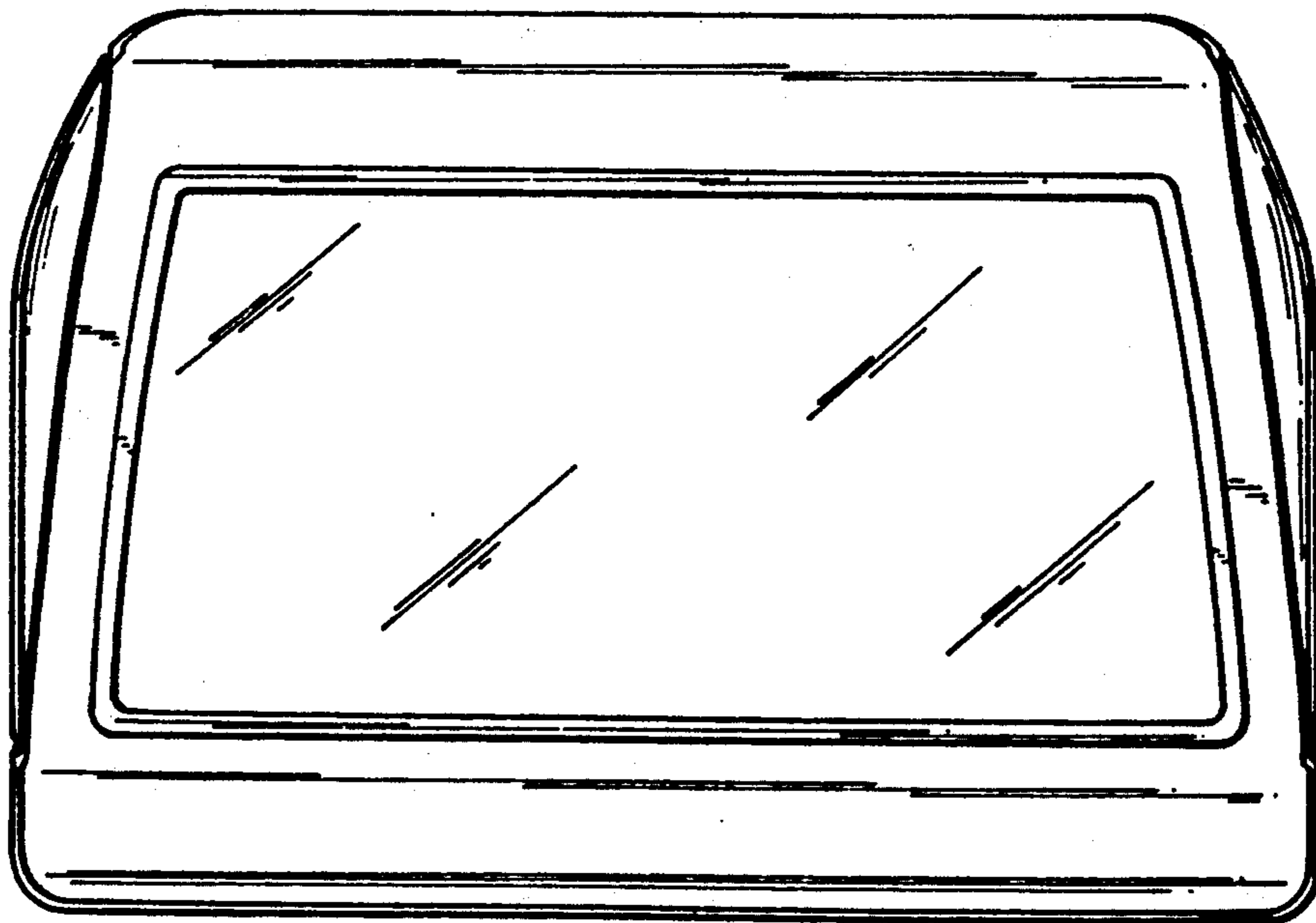


FIG. 6

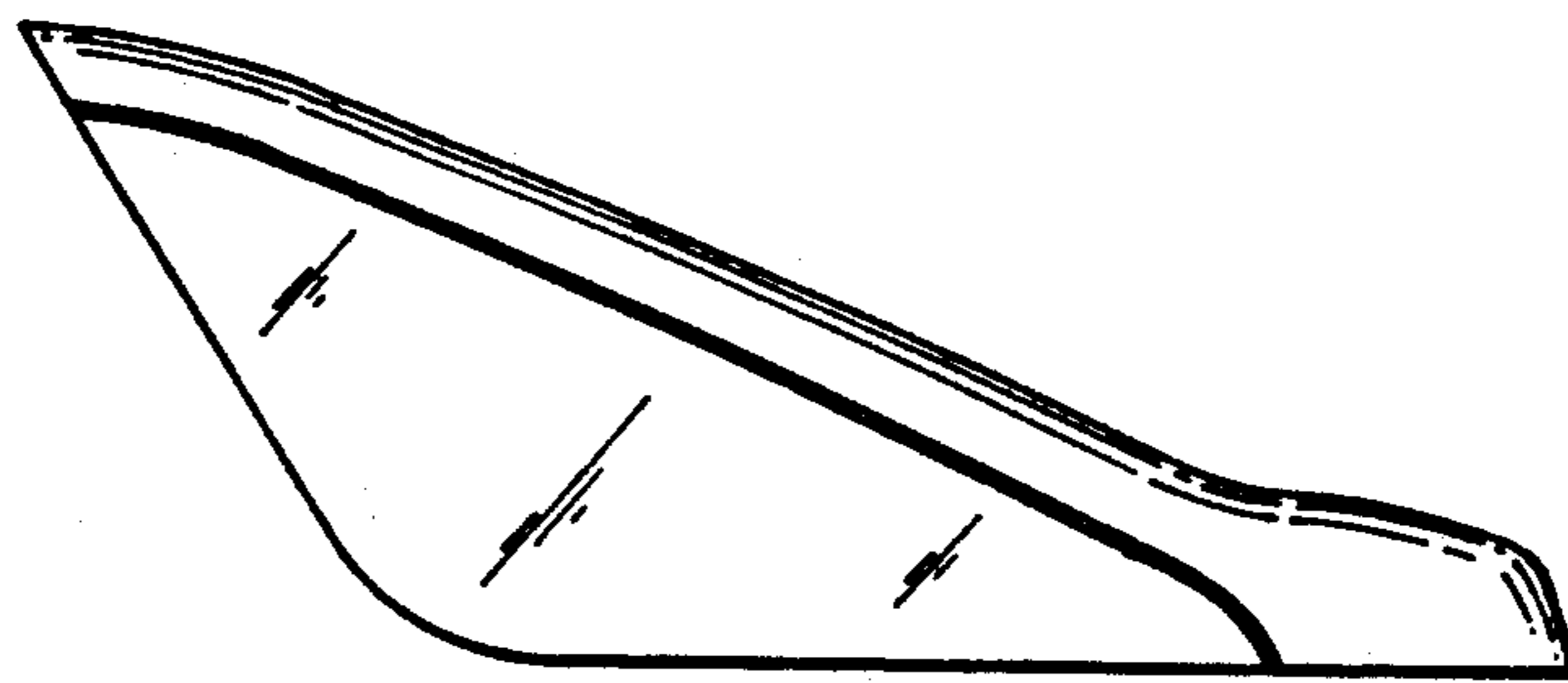


FIG. 7

