



US00D325183S

United States Patent [19]

Nishikawa et al.

[11] Patent Number: **Des. 325,183**

[45] Date of Patent: **** Apr. 7, 1992**

[54] TOWING TRACTOR

[75] Inventors: Yukio Nishikawa; Takao Nozawa;
Masatoshi Satoh, all of Kariya, Japan

[73] Assignee: Kabushiki Kaisha Toyoda Jidoshokki
Seisakusho, Kariya, Japan

[**] Term: 14 Years

[21] Appl. No.: 473,180

[22] Filed: Jan. 31, 1990

[52] U.S. Cl. D12/14; D15/15

[58] Field of Search D15/10, 14-17,
D15/23, 25; 56/320.1, 320.2; 180/89.1, 89.12,
900, 233; D12/14; 296/186

56-71405 6/1981 Japan .
59-24565 7/1984 Japan .
63-202507 12/1988 Japan .
752581 1/1989 Japan .
752642 1/1989 Japan .
64-37707 3/1989 Japan .
1-95404 6/1989 Japan .

Primary Examiner—Bernard Ansher
Assistant Examiner—Sandra Morris
Attorney, Agent, or Firm—Brooks Haidt Haffner &
Delahunty

[57] CLAIM

The ornamental design for a towing tractor, as shown and described.

[56] References Cited

U.S. PATENT DOCUMENTS

D. 226,620	4/1973	Fernandez et al.	D15/15
D. 248,655	7/1978	Klein	D15/15
D. 311,505	10/1990	Reinhart	D12/14
D. 312,227	11/1990	Miyamoto et al.	D15/15
4,311,204	1/1982	Shupert	180/89.1

FOREIGN PATENT DOCUMENTS

54-5212	1/1979	Japan .
---------	--------	---------

DESCRIPTION

FIG. 1 is a front elevational view of a towing tractor, showing my new design;
FIG. 2 is a rear elevational view thereof;
FIG. 3 is a right side elevational view thereof;
FIG. 4 is a left side elevational view thereof;
FIG. 5 is a bottom plan view thereof;
FIG. 6 is a bottom plan view thereof; and,
FIG. 7 is a cross-sectional view thereof, taken along line A—A of FIG. 6.




FIG. 1

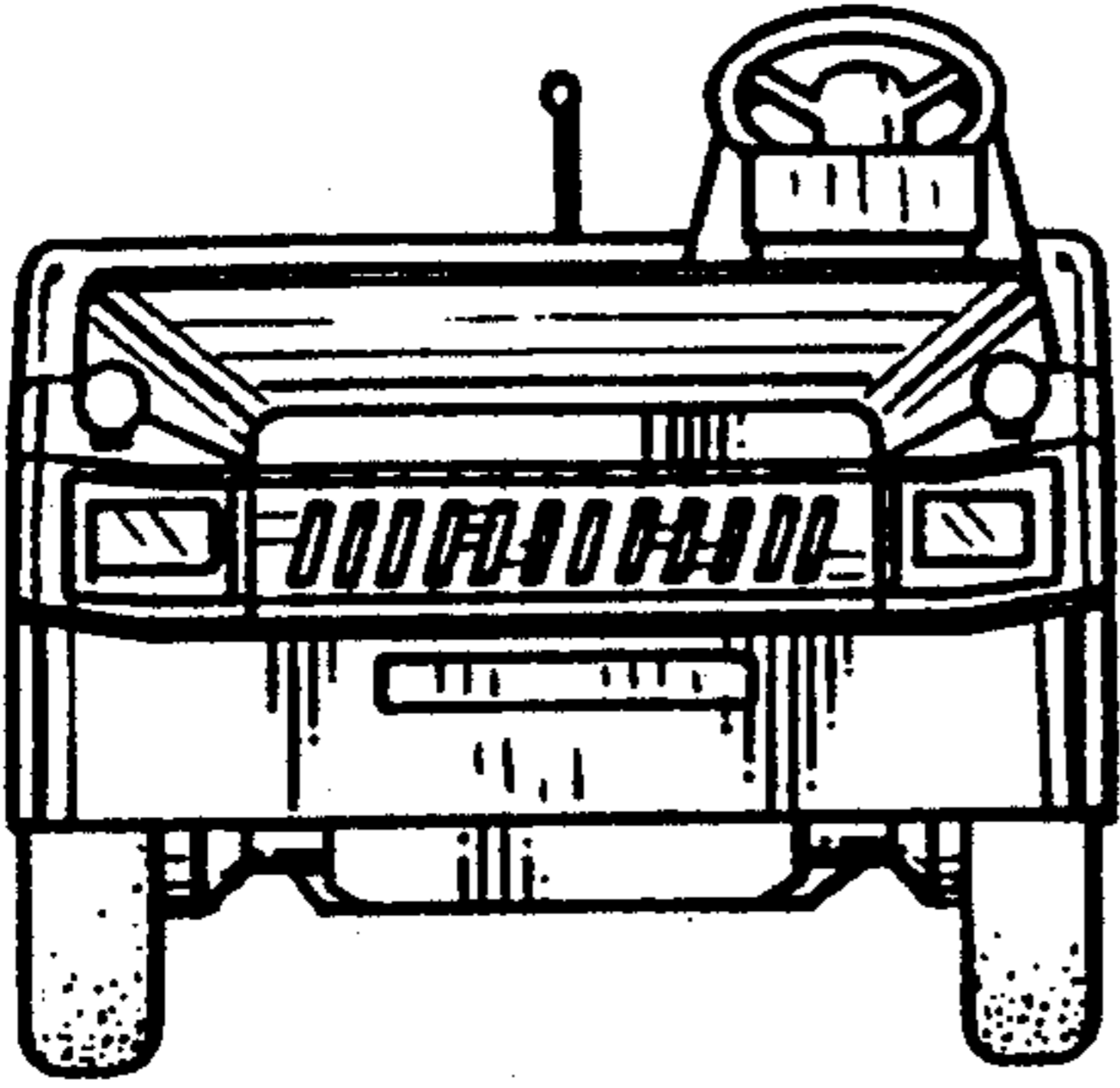


FIG. 2

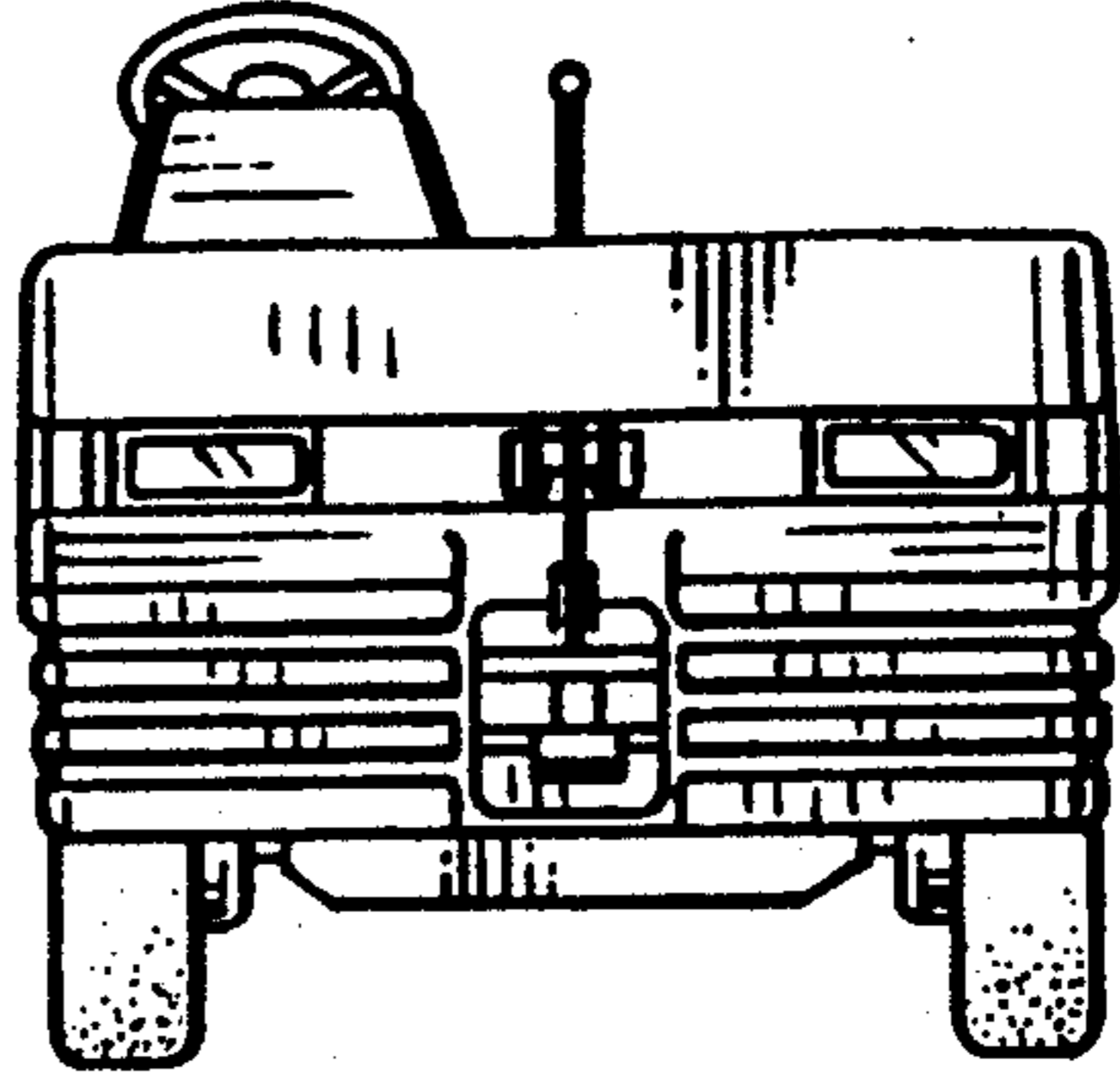


FIG. 3




FIG. 4




FIG. 5

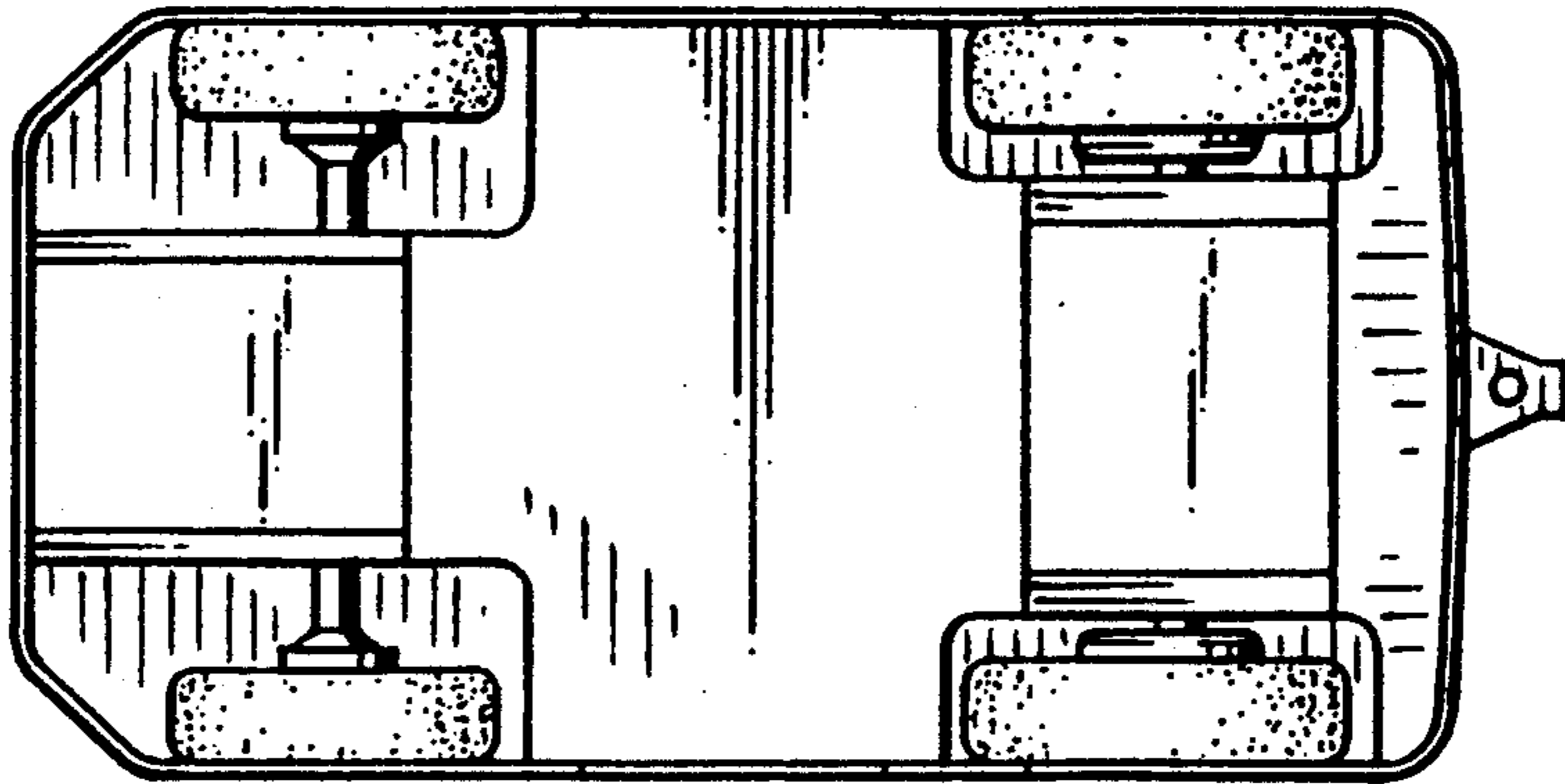


FIG. 6

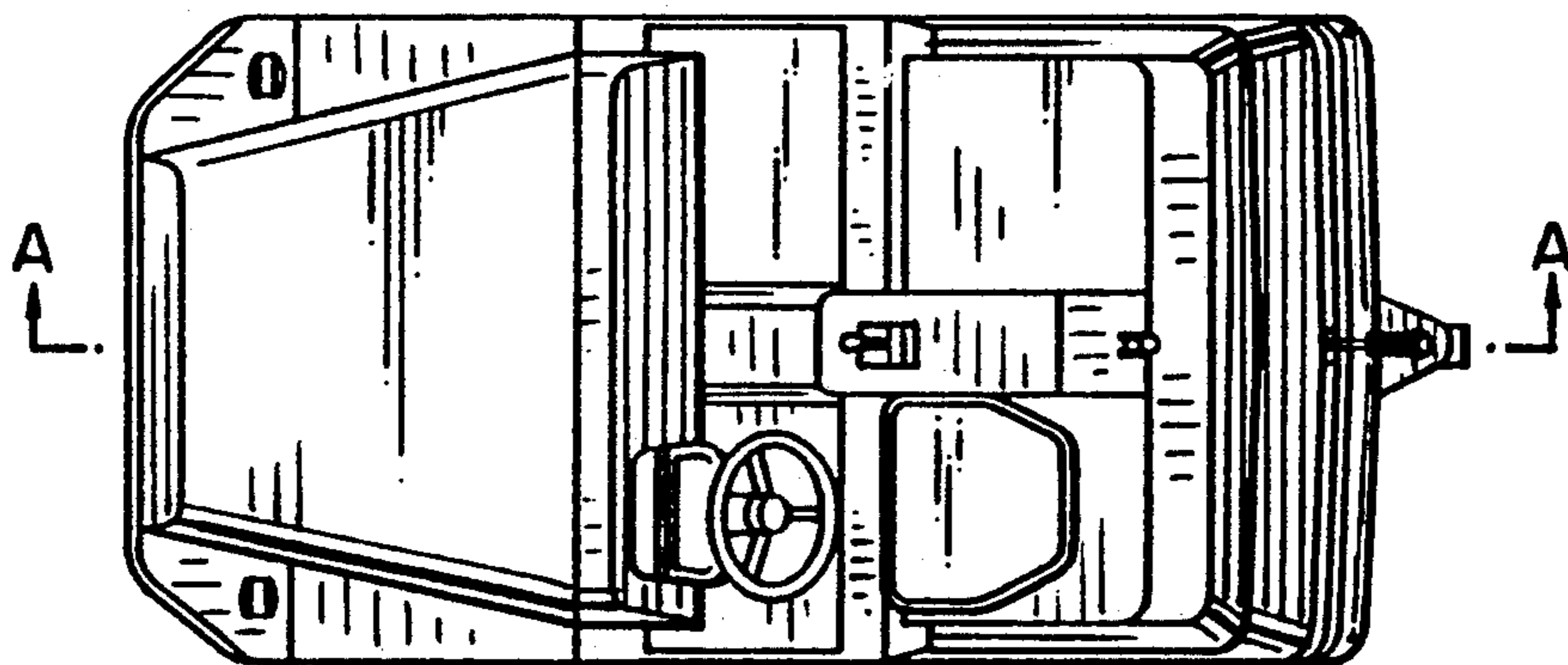


FIG. 7

