



US00D325167S

United States Patent [19]

[11] Patent Number: **Des. 325,167**

Humfress

[45] Date of Patent: **** Apr. 7, 1992**

[54] **COMBINED BOTTLE AND CAP**

[75] Inventor: **Brian G. Humfress, Westminster Park, England**

[73] Assignee: **Lever Brothers Co., Division of Conopco, Inc., New York, N.Y.**

[**] Term: **14 Years**

[21] Appl. No.: **399,781**

[22] Filed: **Aug. 25, 1989**

[30] **Foreign Application Priority Data**

Feb. 27, 1989 [GB] United Kingdom 1057470

[52] U.S. Cl. **D9/403; D9/404; D9/453**

[58] Field of Search **D9/403-413, D9/453, 454, 435; 215/1 R, 1 C; D24/197, 199**

[56] **References Cited**

U.S. PATENT DOCUMENTS

- D. 204,642 5/1966 Gach D9/453
- D. 237,838 11/1975 Meeker D24/197
- D. 264,051 4/1982 Perales D9/404
- D. 282,640 2/1986 Beaver et al. D9/403

- D. 290,342 6/1987 Lyons D9/413 X
- D. 293,770 1/1988 Ross et al. D9/453
- D. 303,100 8/1989 Segati D9/408
- D. 306,977 4/1990 Waterman D9/403
- D. 309,713 8/1990 Suetta D9/403

FOREIGN PATENT DOCUMENTS

1024045 12/1984 United Kingdom .

Primary Examiner—Bernard Ansher
Assistant Examiner—Lucy Lieberman
Attorney, Agent, or Firm—Gerard J. McGowan, Jr.

[57] **CLAIM**

The ornamental design for a combined bottle and cap, as shown and described.

DESCRIPTION

FIG. 1 is a top, front and right side perspective view of a combined bottle and cap showing my new design; FIG. 2 is a front elevation thereof, the rear elevation is the same; FIG. 3 is a side elevation thereof, the opposite side is the same; FIG. 4 is a top plan view thereof; and, FIG. 5 is a bottom plan view thereof.




Fig. 1.

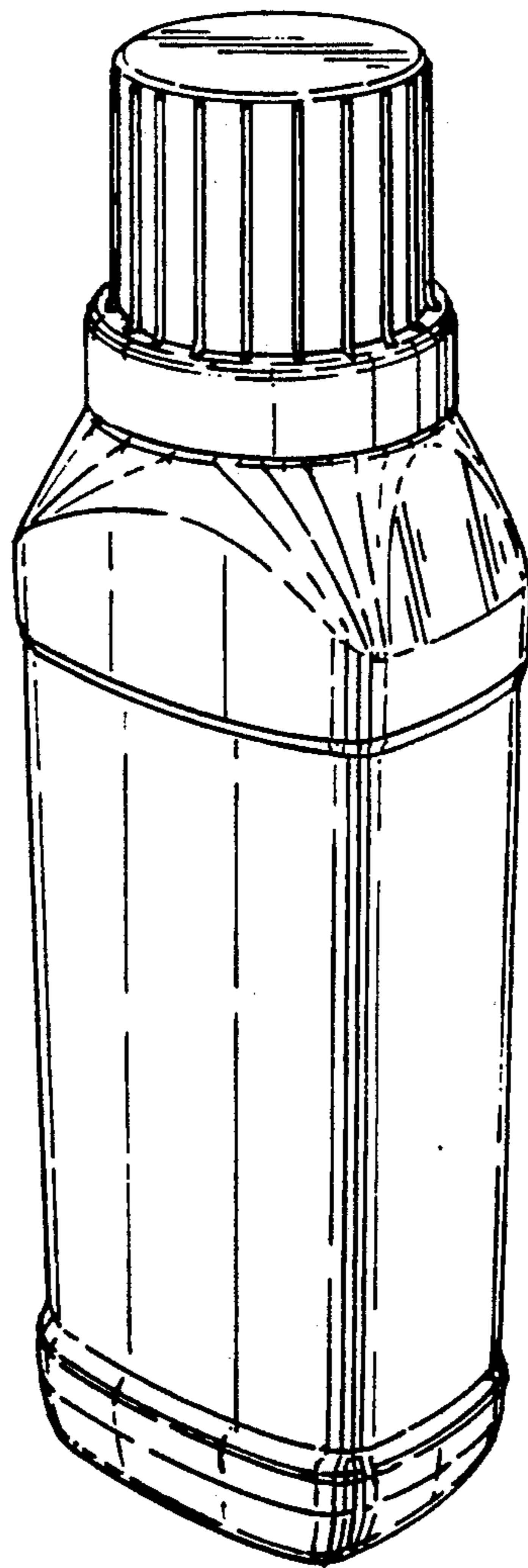


Fig. 2.




Fig. 3.




Fig. 4.

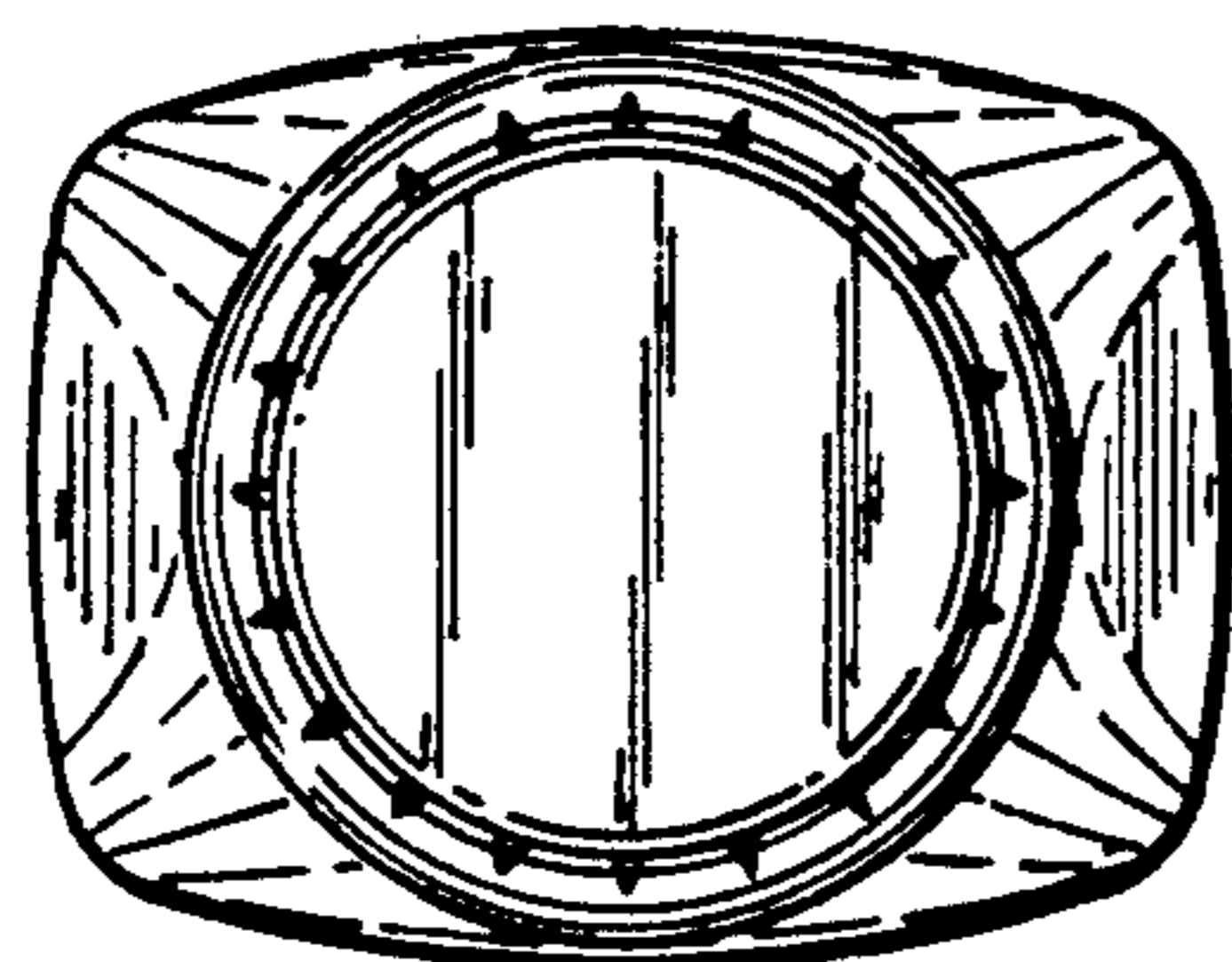


Fig. 5.

