



US00D325151S

United States Patent [19]

[11] Patent Number: **Des. 325,151**

Marsten et al.

[45] Date of Patent: **** Apr. 7, 1992**

[54] KNIFE

[75] Inventors: **Barbara S. Marsten, New York; Valentin Mandrajji-Lebadaru, Long Island City, both of N.Y.**

[73] Assignee: **Christian Dior, S.A., Paris, France**

[**] Term: **14 Years**

[21] Appl. No.: **268,352**

[22] Filed: **Nov. 7, 1988**

[52] U.S. Cl. **D7/649**

[58] Field of Search **D7/642-645, D7/649-653, 654, 662-664; D8/98, 99, 101**

[56] **References Cited**

U.S. PATENT DOCUMENTS

- D. 101,860 11/1936 Ebeling D7/653
- D. 106,009 9/1937 Jones D7/653
- D. 287,453 12/1986 Bouilbet D7/653
- D. 309,852 8/1990 Callinan D7/664 X

FOREIGN PATENT DOCUMENTS

- 73812 of 1975 France .
- 74693 of 1976 France .
- 59727 of 1974 World Int. Prop. O. .
- 757 of 1981 World Int. Prop. O. .
- 8368 3/1987 World Int. Prop. O. .
- 9237 9/1987 World Int. Prop. O. .

OTHER PUBLICATIONS

- HFD*, Oct. 27, 1986, p. 49, knife in top left panel—"Louvre" flatware pattern from Retroneu.
- Home Furnishings Daily*, Fri. Sep. 26, 1969, p. 20, upper right of page, 3rd from left or fork at far right, Art Deco.
- House & Garden*, Nov. 1983, p. 14, Christofle knife at left, "Malmaison" pattern.
- French TM Registration No. 1,189,420 (Dior).
- OMPI TM Registration No. 468,470 (Dior).
- Entry for "fasces" in Webster's Seventh New Collegiate Dictionary.
- Collection of Catalogs.
- Collection of Flatware.
- Collection of Photographs of Dior Gifts.
- Collection of Dior's Gaudron Design.
- Collection of Knives.


Primary Examiner—Winifred E. Herrmann
Attorney, Agent, or Firm—Amster, Rothstein & Rosenberg

[57] **CLAIM**

The ornamental design for a knife, as shown and described.

DESCRIPTION

FIG. 1 is a front elevational view of a knife showing our new design;
FIG. 2 is a left side elevational view thereof;
FIG. 3 is a right side elevational view thereof;
FIG. 4 is a bottom plan view thereof; and,
FIG. 5 is a top plan view thereof.
The rear elevational view is identical to the front elevational view of FIG. 1, reversed.



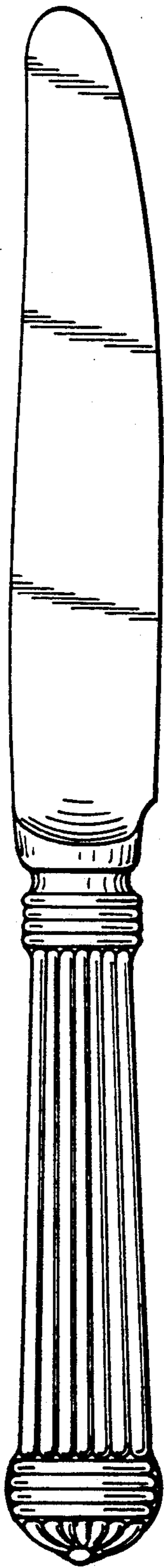


FIG. 1

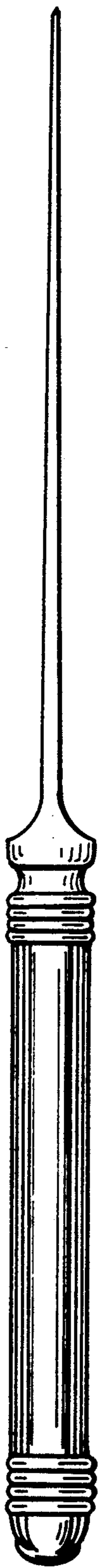


FIG. 2

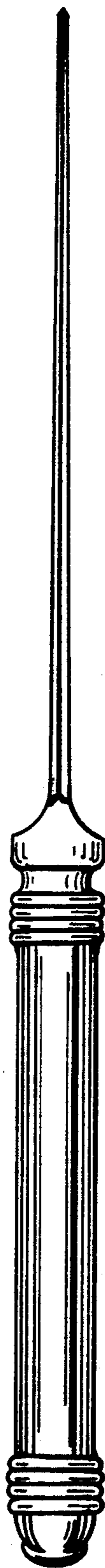


FIG. 3



FIG. 4



FIG. 5