



US00D325144S

United States Patent [19]

[11] Patent Number: **Des. 325,144**

Mason

[45] Date of Patent: **** Apr. 7, 1992**

[54] **VEHICLE AUXILIARY HEADREST**

[76] Inventor: **Thomas M. Mason**, 141 Blacktown Rd., Grove City, Pa. 16127

[**] Term: **14 Years**

[21] Appl. No.: **476,667**

[22] Filed: **Feb. 8, 1990**

[52] U.S. Cl. **D6/601; D6/356**

[58] Field of Search **D6/595-596, D6/601, 356; 5/431, 434, 437; 297/391, 397**

[56] **References Cited**

U.S. PATENT DOCUMENTS

D. 259,689	6/1981	Handel	D6/601
3,279,849	10/1966	Radke	D6/601 X
4,770,466	9/1988	Pesterfield	D6/601 X
5,015,036	5/1991	Fergie	297/391 X

Primary Examiner—Brian N. Vinson

Attorney, Agent, or Firm—George C. Atwell

[57] **CLAIM**

The ornamental design for a vehicle auxiliary headrest, as shown and described.

DESCRIPTION


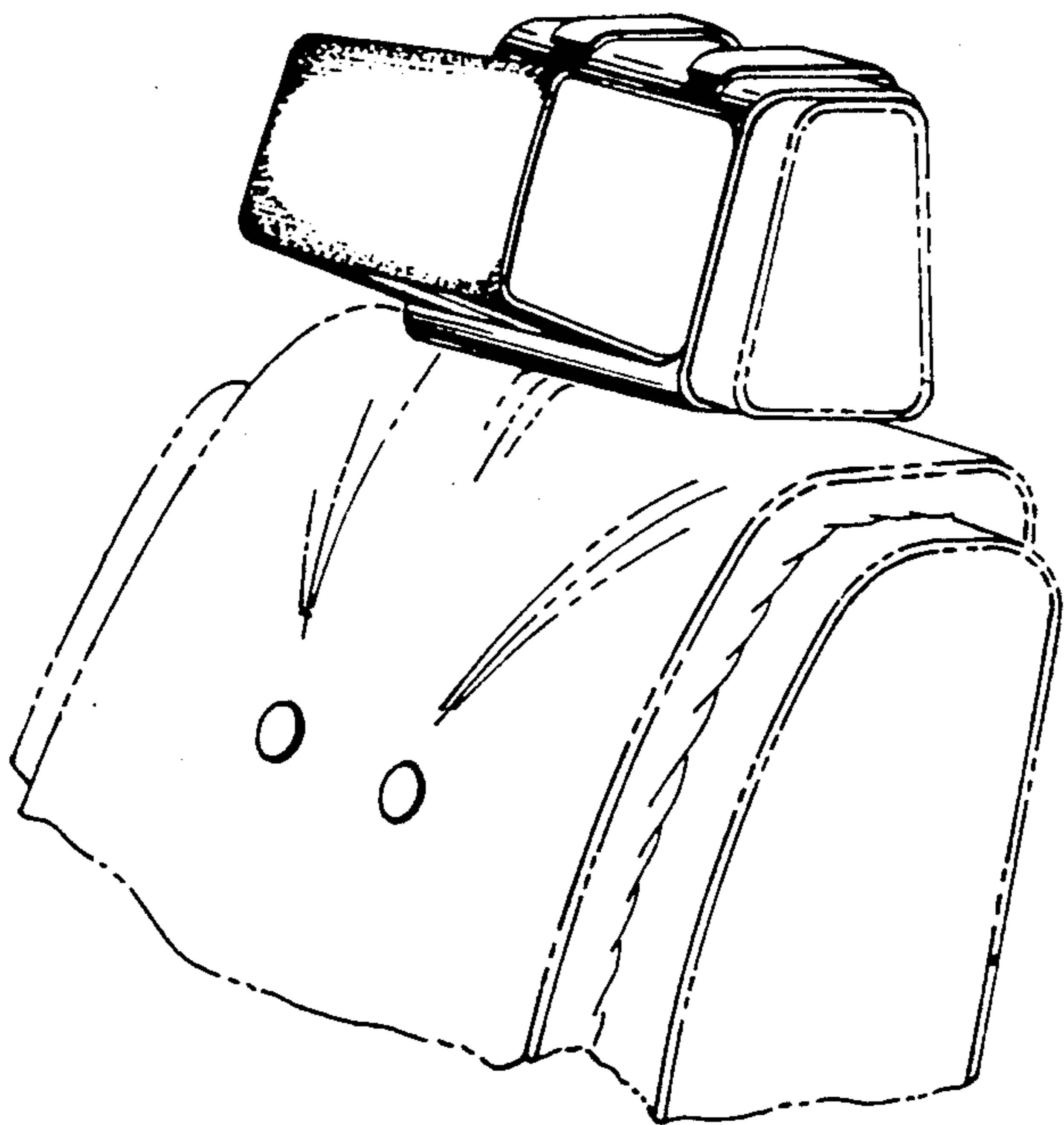
FIG. 1 is a top, front, and right side perspective view of a vehicle auxiliary headrest showing my new design, the broken-line disclosure of a portion of an automobile seat being for illustrative purposes only and forming no part of the claimed design;

FIG. 2 is a rear and right side perspective view thereof, shown in its unattached condition;

FIG. 3 is a top, front and right side perspective view thereof, shown in its unattached condition; and,

FIG. 4 is a top, front, and right side perspective view thereof, with the components shown partially folded into its attached condition.

A characteristic feature of my design is a flexible integral wrap-around flap having spaced-apart attachment straps with hook and loop-type adjustable fasteners.



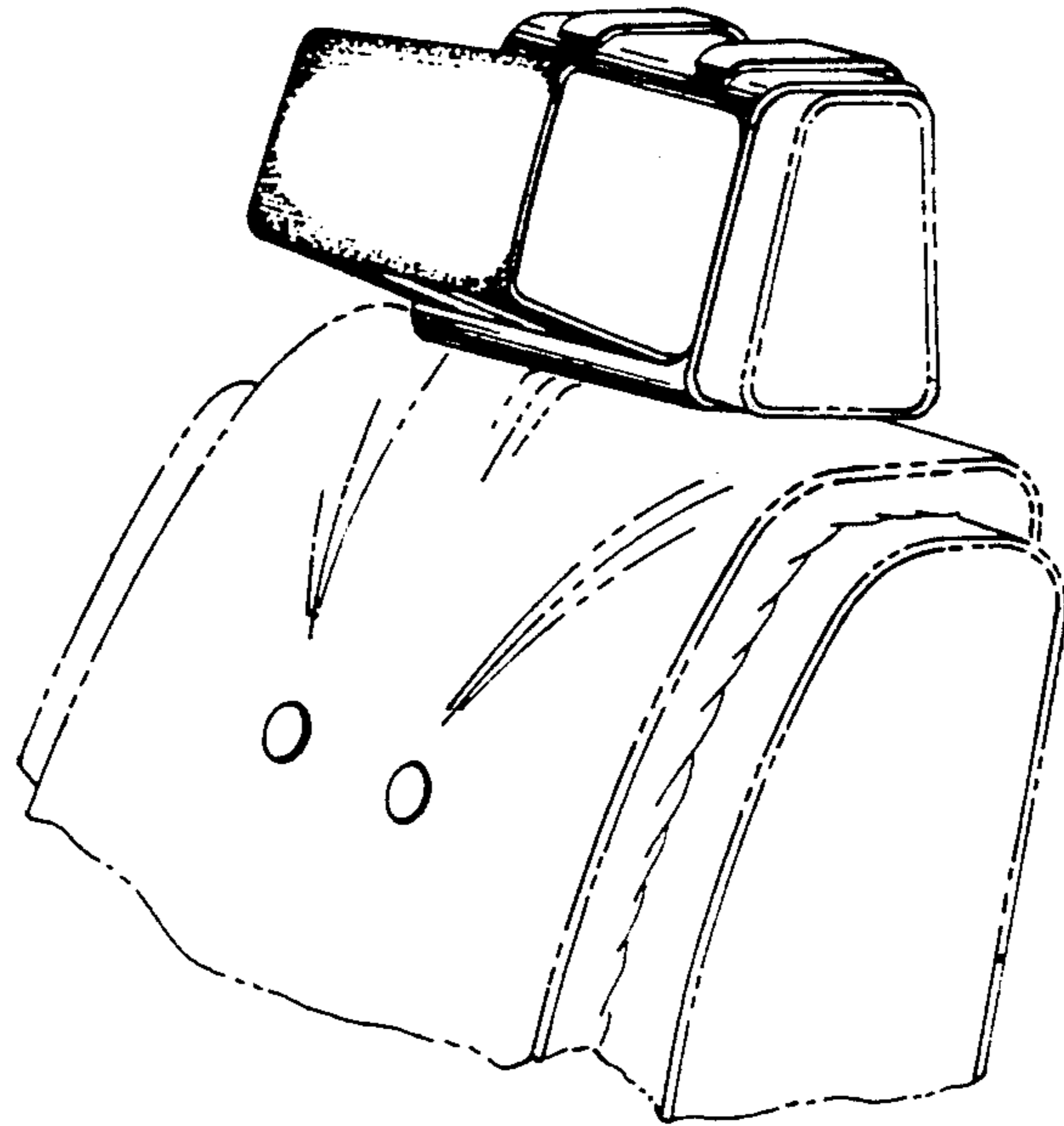


FIG. 1




FIG. 3




FIG. 4

FIG. 2

