



US00D325139S

United States Patent [19]

[11] Patent Number: **Des. 325,139**

Jeghers

[45] Date of Patent: **** Apr. 7, 1992**

[54] **TABLE**

[75] Inventor: **Philippe Jeghers, Esneux, Belgium**

[73] Assignee: **S.A. TDS-Acior, Schlessin, Belgium**

[**] Term: **14 Years**

[21] Appl. No.: **320,453**

[22] Filed: **Mar. 8, 1989**

[30] **Foreign Application Priority Data**

Sep. 12, 1988 [WO] PCT Int'l Appl. **DR/011721**

[52] U.S. Cl. **D6/484; D6/482**

[58] Field of Search **D6/480, 482, 484, 486, D6/429, 449, 495**

[56] **References Cited**

U.S. PATENT DOCUMENTS

D. 282,420	2/1986	Melland	D6/484 X
D. 312,928	12/1990	Scheffers	D6/484 X
D. 313,708	1/1991	Frank	D6/484
D. 314,105	1/1991	Vossoughi	D6/484
2,787,087	4/1957	Whitman	D6/480 X
3,979,156	9/1976	Gross	D6/484 X

OTHER PUBLICATIONS

Inmac Catalog, in C-44 Box Des. Let., p. 33, item E lower right corner.

Primary Examiner—Bruce W. Dunkins
Assistant Examiner—Janice E. Seeger
Attorney, Agent, or Firm—Herbert Dubno; Ronald Lianides

[57] **CLAIM**

The ornamental design for a table, as shown and described.

DESCRIPTION


FIG. 1 is a perspective view of a table, showing my new design;

FIG. 2 is a top plan view;

FIG. 3 is an end elevational view, the opposite end being a mirror image thereof; and,

FIG. 4 is a side elevational view, the opposite side being a mirror image thereof.

FIGS. 2-4 have been drawn on a reduced scale with respect to FIG. 1.






FIG. 1

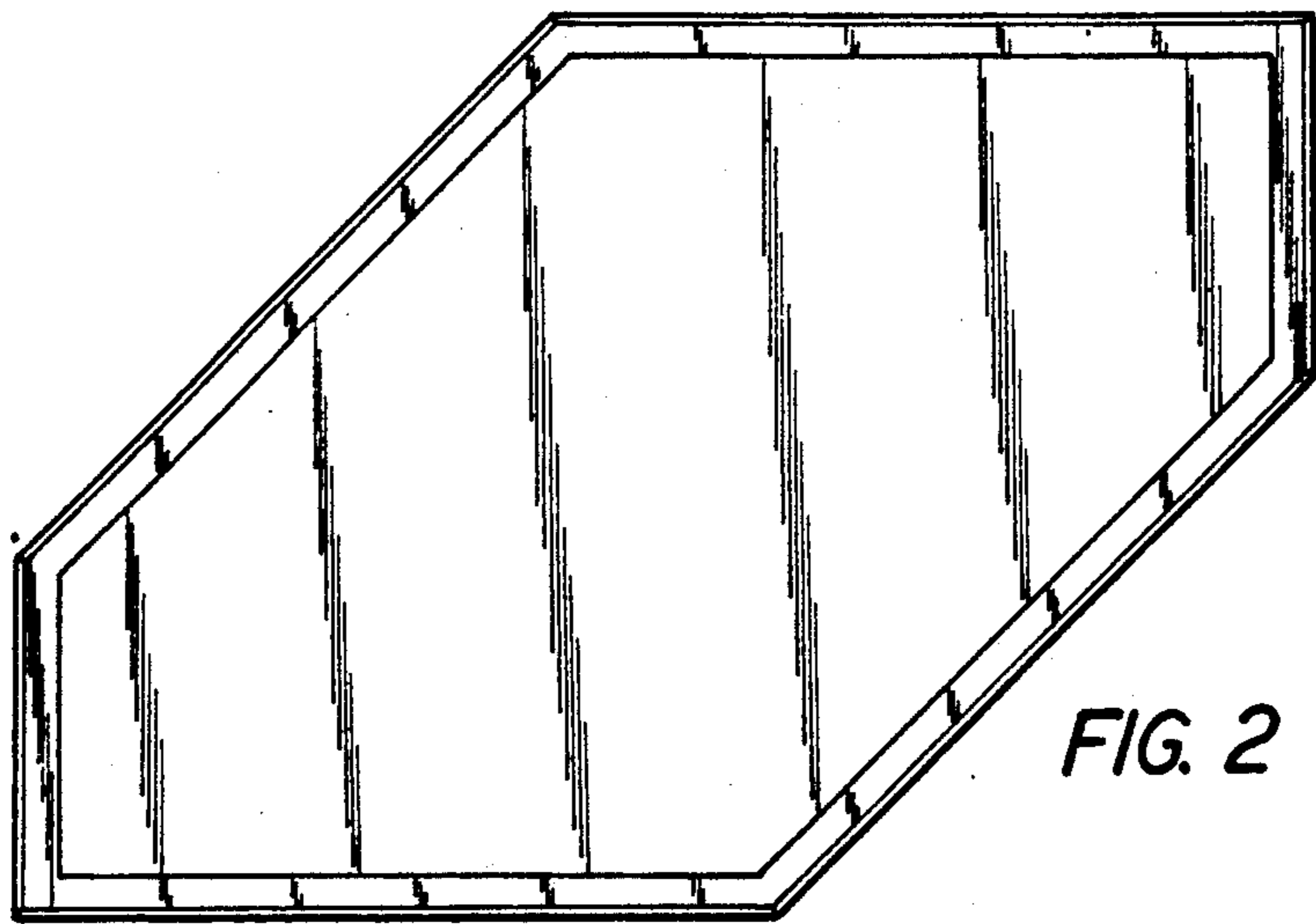


FIG. 2

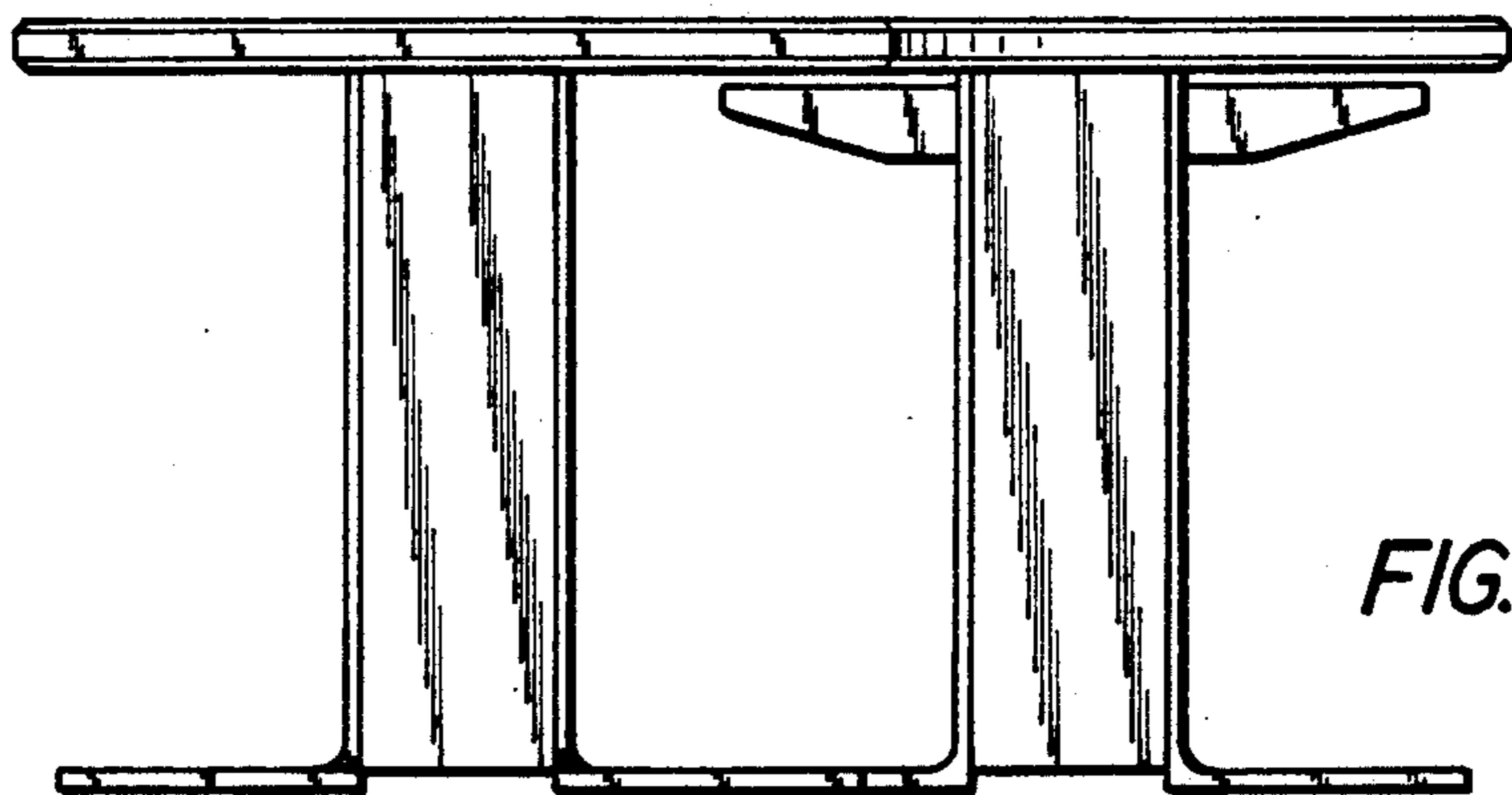


FIG. 3




FIG. 4