



US00D325130S

# United States Patent [19]

[11] Patent Number: **Des. 325,130**

Phillips

[45] Date of Patent: **\*\* Apr. 7, 1992**

[54] **COMBINED TOOTHBRUSH AND TOOTHPASTE DISPENSER**

D. 160,604 10/1950 Hutson ..... D4/104  
1,546,219 7/1925 Enzer et al. .... 401/118 X  
2,438,641 3/1948 Loehr ..... 132/308

[76] Inventor: **Kenneth W. Phillips**, Box 504, Station St., Patten, Me. 04765

*Primary Examiner*—Wallace R. Burk  
*Assistant Examiner*—Lavone D. Tabor  
*Attorney, Agent, or Firm*—Leon Gilden

[\*\*] Term: **14 Years**

[21] Appl. No.: **435,291**

[57] **CLAIM**

[22] Filed: **Nov. 9, 1989**

The ornamental design for a combined toothbrush and toothpaste dispenser, as shown and described.

[52] U.S. Cl. .... **D4/114; D4/104**

[58] Field of Search ..... **D4/100-114, D4/116, 130, 132-134, 136, 138, 199; D24/10-11; D28/64; 15/105-106, 143 R, 159 R, 159 A, 160, 167.1-167.3, 176.1-176.6; 128/62 A; 132/308-311; 401/268-291**

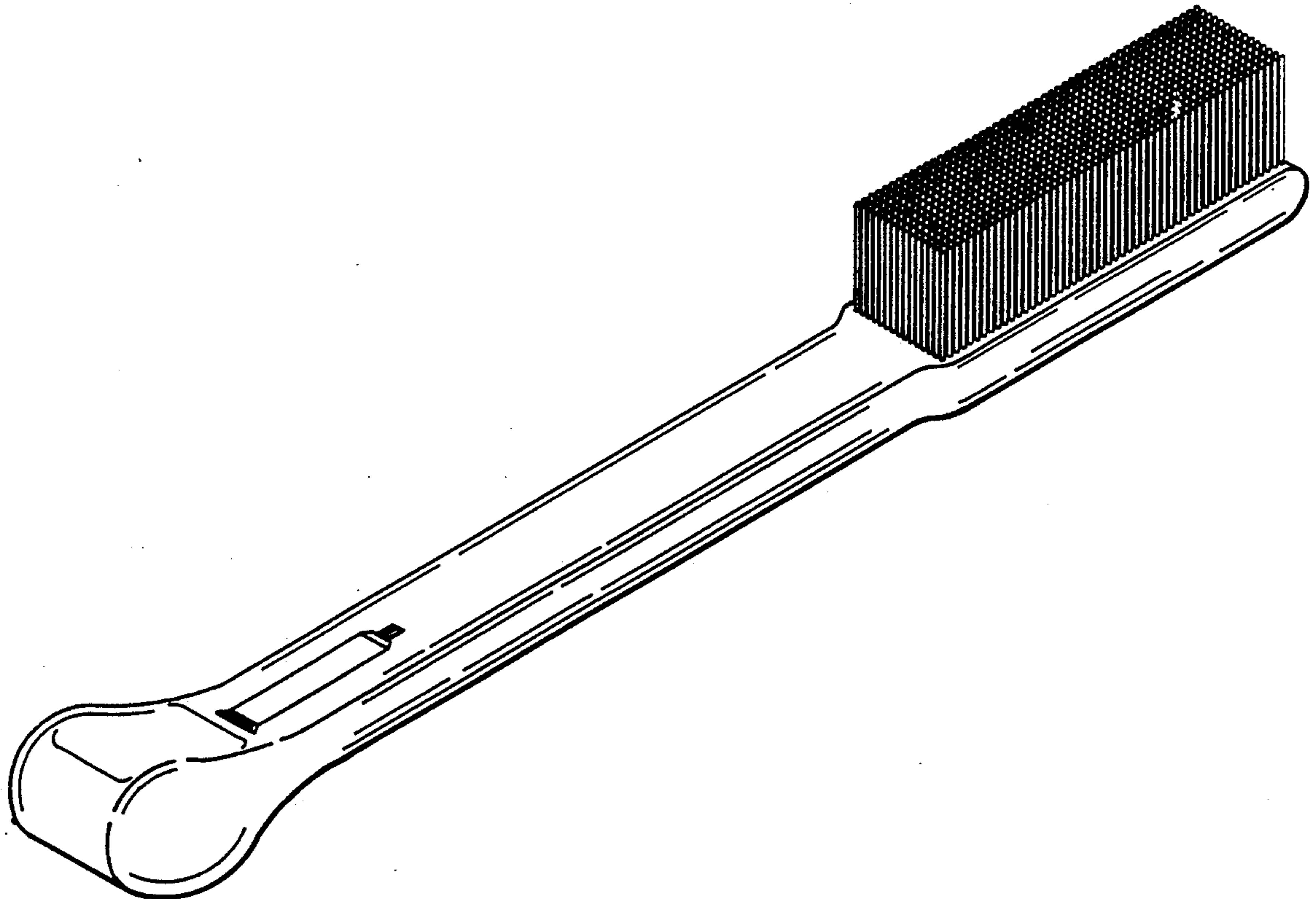
**DESCRIPTION**

[56] **References Cited**

**U.S. PATENT DOCUMENTS**

D. 158,078 4/1950 Johnson ..... D4/104

FIG. 1 is a top plan view of the combined toothbrush and toothpaste dispenser showing my new design; FIG. 2 is a bottom plan view thereof; FIG. 3 is a left end elevational view thereof; FIG. 4 is a right end elevational view thereof; FIG. 5 is a front elevational view thereof; FIG. 6 is a rear elevational view thereof; and, FIG. 7 is a perspective view thereof.



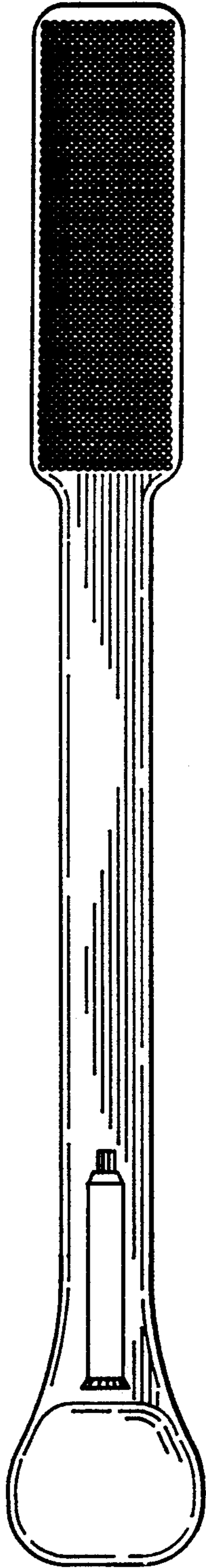


Fig. 1

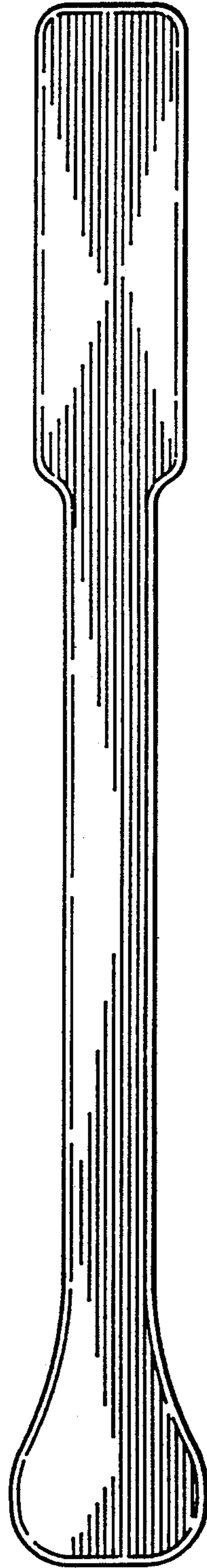

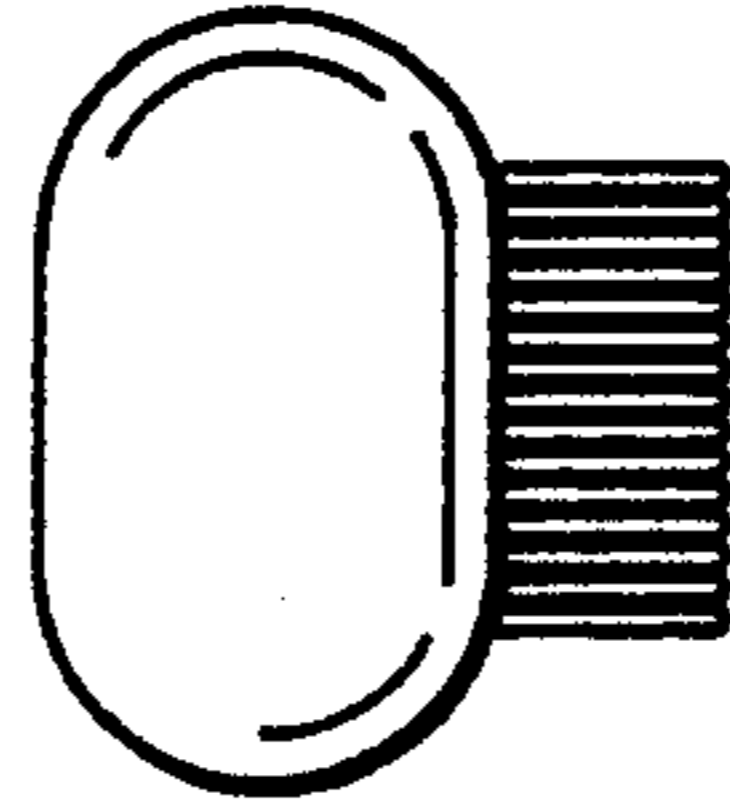


Fig. 2



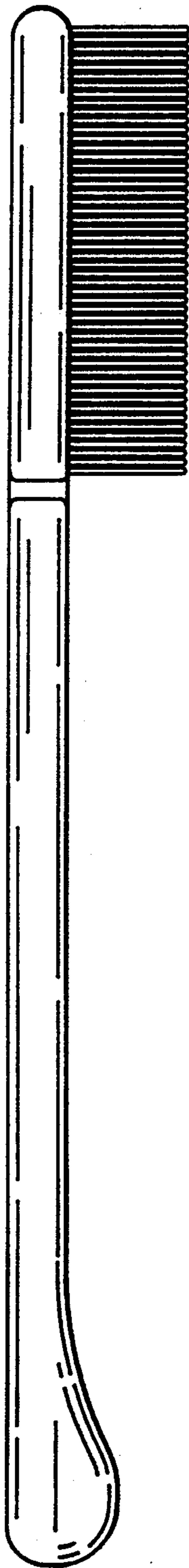


Fig. 5




Fig. 6

