



US00D325124S

United States Patent [19]

[11] Patent Number: **Des. 325,124**

Young

[45] Date of Patent: **** Apr. 7, 1992**

[54] TRAVEL KIT

[75] Inventor: **Raymond W. Young, West Bend, Wis.**

[73] Assignee: **Amity Leather Products Co., West Bend, Wis.**

[**] Term: **14 Years**

[21] Appl. No.: **414,075**

[22] Filed: **Sep. 28, 1989**

[52] U.S. Cl. **D3/39; D3/48; D3/52; D3/71**

[58] Field of Search **D3/39, 71, 40, 48, 52; 150/112, 106, 154, 161, 165, 901; 224/30 A, 42.11, 42.42, 318; 190/100, 108, 109, 111, 112, 901, 903; 206/235, 581, 822, 823**

[56] References Cited

U.S. PATENT DOCUMENTS

D. 101,439	10/1936	Doppelt	D3/71 X
D. 106,132	9/1937	Doppelt	D3/39
D. 112,723	12/1938	Schmidt	D3/39
D. 159,299	7/1950	Schlessinger .	
D. 238,621	1/1976	Workman	D3/39
D. 289,106	4/1987	Leiserson	D3/33
1,251,404	12/1917	Mills .	
1,318,652	10/1912	Farkas .	
1,845,088	2/1932	Hunerhoff .	
2,143,062	1/1939	Ericson	190/51
2,247,320	6/1941	Stanley	150/46
2,481,565	9/1949	Boretz	190/51
2,556,066	6/1951	Cline	150/34
3,061,057	10/1962	Miller	190/44
3,117,607	1/1964	Siegel .	
3,292,748	12/1966	Rifkin .	
3,403,716	10/1968	Siris	150/28
3,530,961	9/1970	Weissenbach	190/43
4,210,186	7/1980	Belenson	150/52 J
4,273,223	6/1981	Tomlinson	190/41 C
4,463,789	8/1984	Leiserson	150/52 J
4,561,525	12/1985	Shidner	190/106
4,640,392	2/1987	Decker, Jr. et al.	190/108
4,693,344	9/1987	Shuler	190/107
4,917,160	4/1990	Hart et al.	150/112

FOREIGN PATENT DOCUMENTS

1076765	10/1954	France	190/41
1150881	1/1958	France .	
2354727	2/1978	France .	
482006	3/1938	United Kingdom .	

OTHER PUBLICATIONS

P. 24 from an Advertising Brochure entitled, "Rolfs Fall 1987," believed to have been published in the fall of 1987 showing four multiple zipper travel bags in the upper right-hand corner and three single zipper travel bags in the bottom left corner.

Title page and p. 50 taken from an Advertising Brochure entitled, "Rolfs Fall Nineteen Hundred and Eighty-Two."

Primary Examiner—Louis S. Zarfes

Attorney, Agent, or Firm—Fitch, Even, Tabin & Flannery

[57] CLAIM

The ornamental design for a travel kit, as shown and described.

DESCRIPTION

FIG. 1 is a perspective view of a travel kit showing my new design;

FIG. 2 is a front elevational view thereof;

FIG. 3 is an end elevational view taken from the right-hand end of FIG. 2;

FIG. 4 is an end elevational view taken from the left-hand end of FIG. 2;

FIG. 5 is a top plan view;

FIG. 6 is a bottom plan view;

FIG. 7 is a perspective view of the travel kit of the preceding figures showing the front flap in a raised position;

FIG. 8 is a front elevational view of the travel kit illustrated in FIG. 7;

FIG. 9 is an end elevational view taken from the right-hand end of FIG. 8;

FIG. 10 is an end elevational view taken from the left-hand end of FIG. 8;

FIG. 11 is a top plan view of the travel kit at FIG. 7; and,

FIG. 12 is a bottom plan view of the travel kit of FIG. 7.

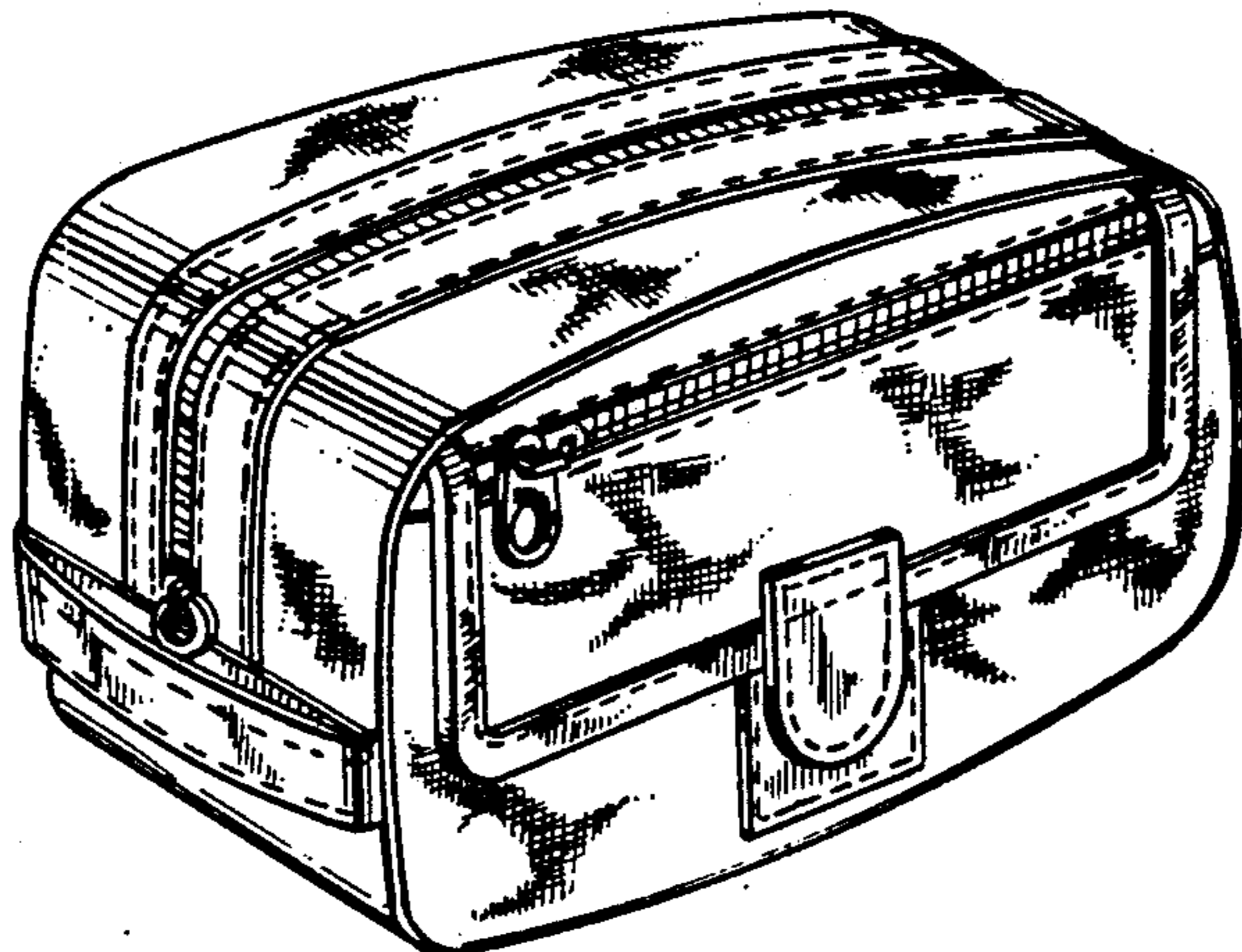


FIG. 1

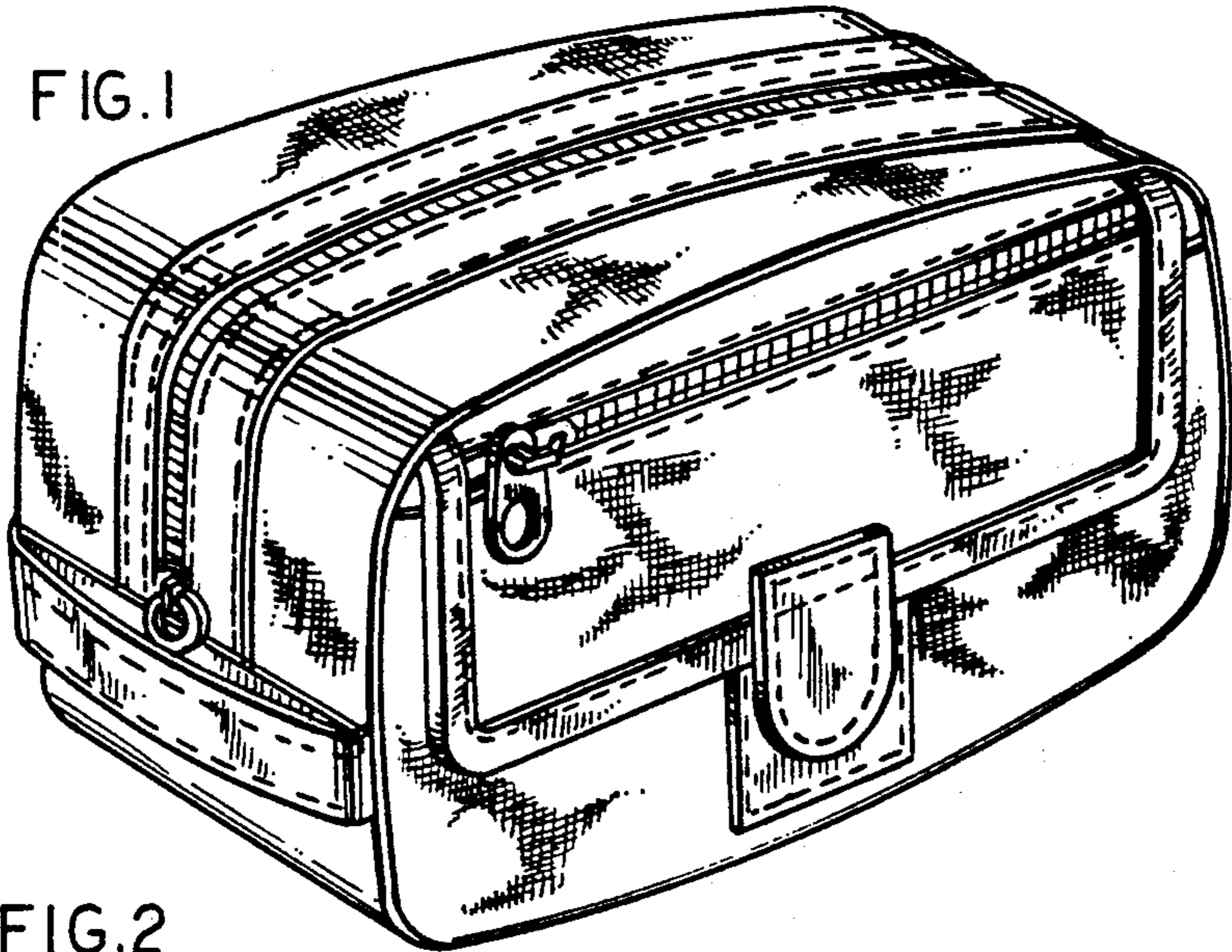


FIG. 3

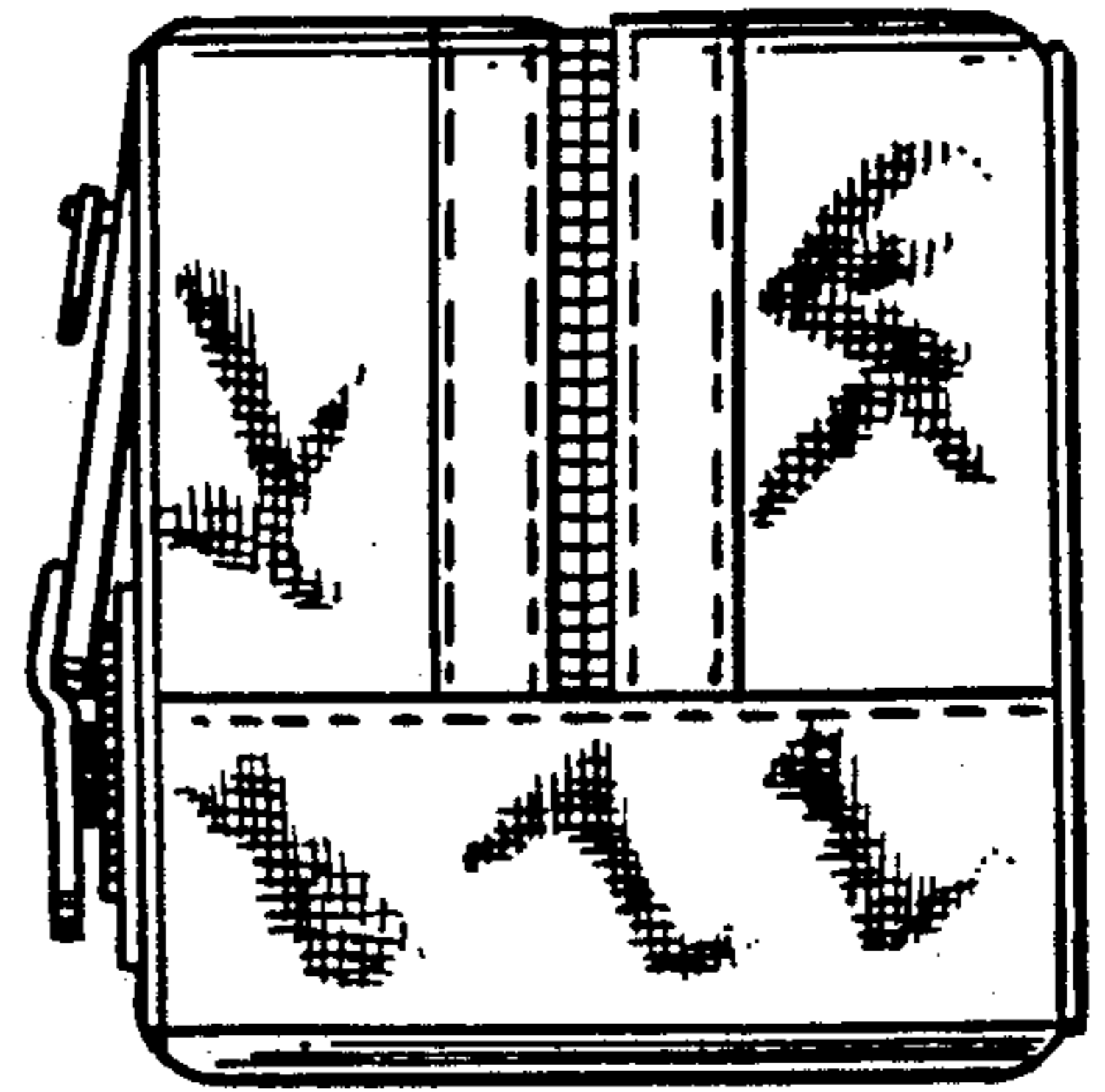


FIG. 2

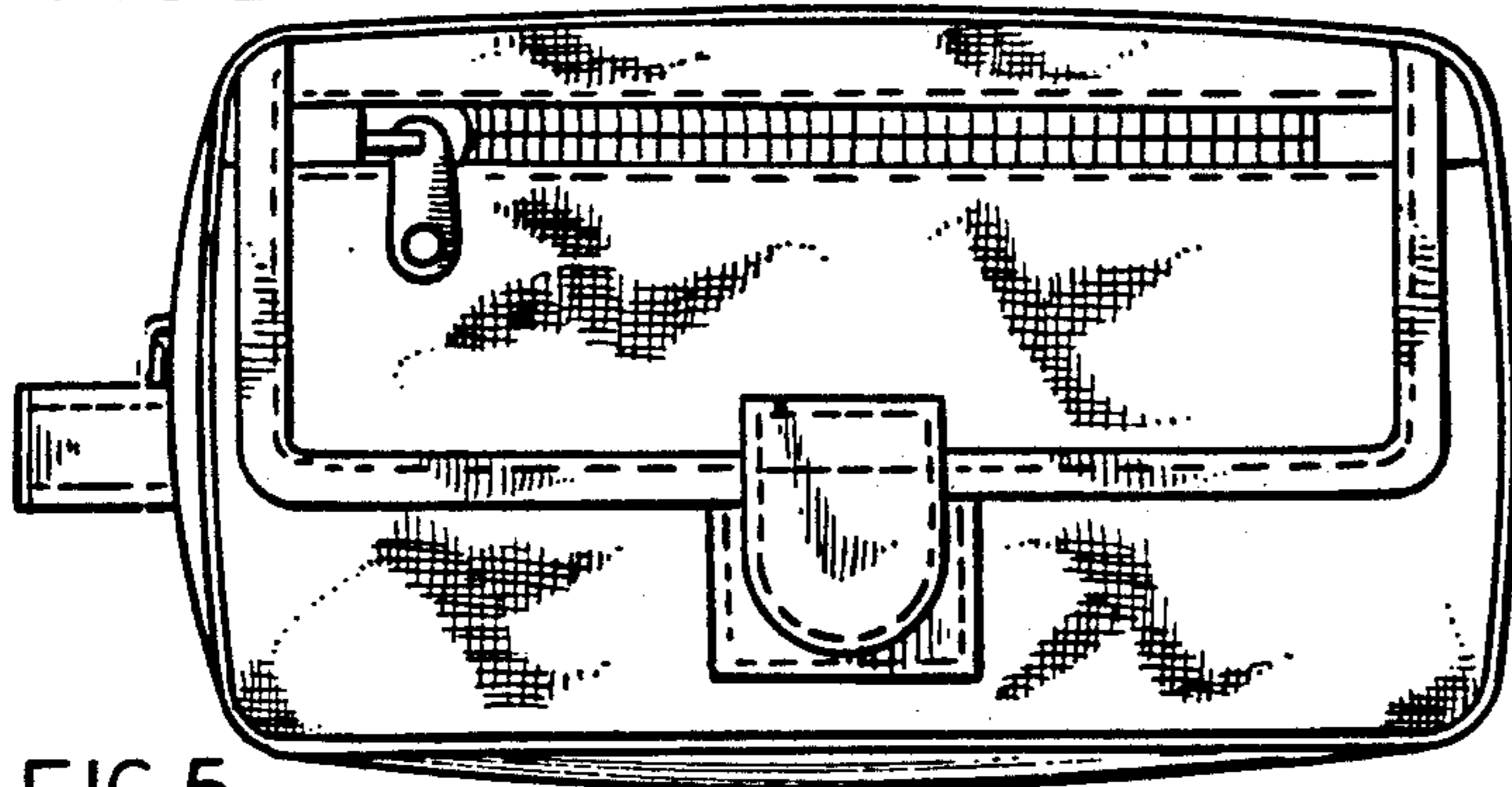


FIG. 4




FIG. 5

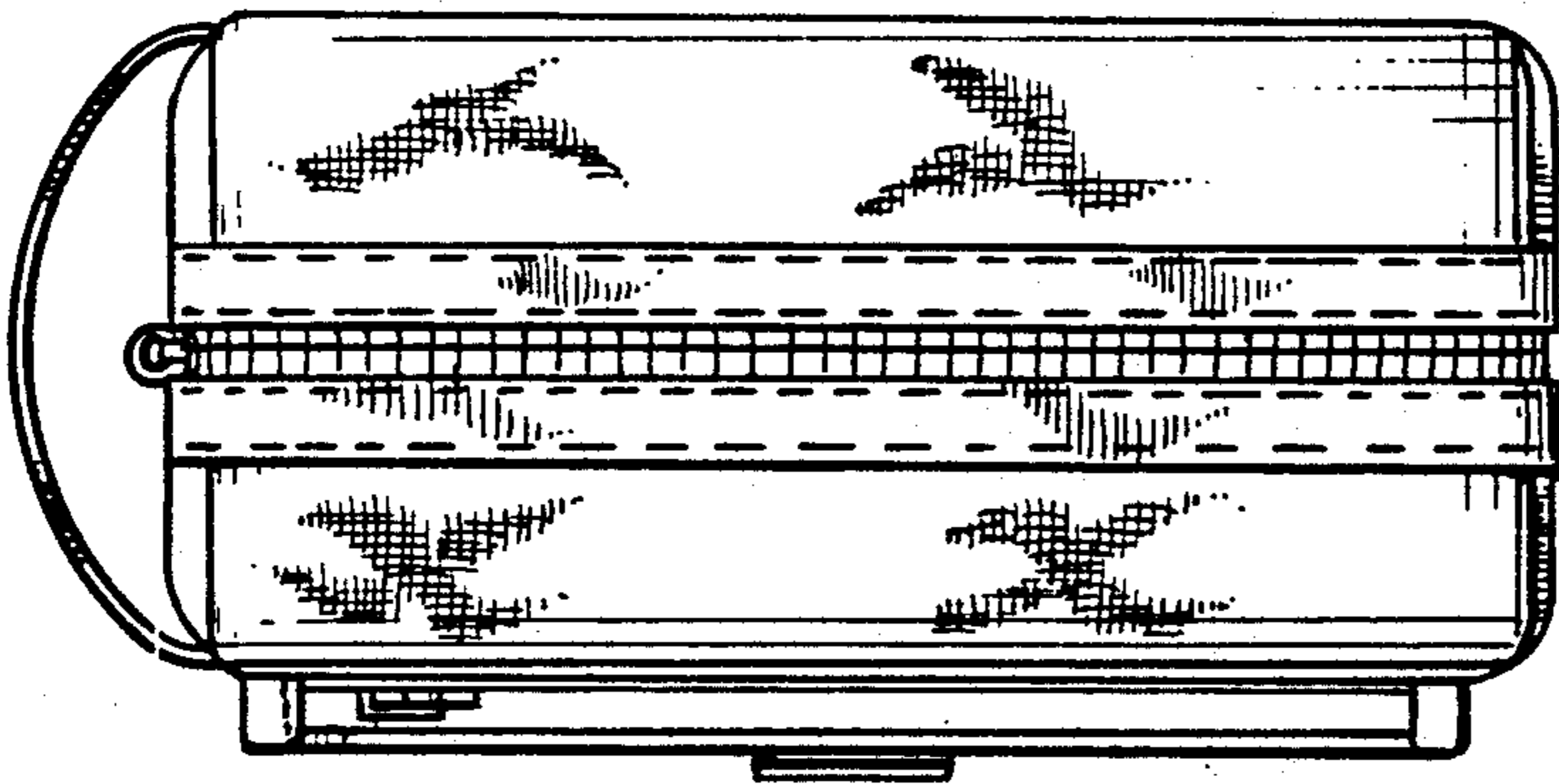


FIG. 6



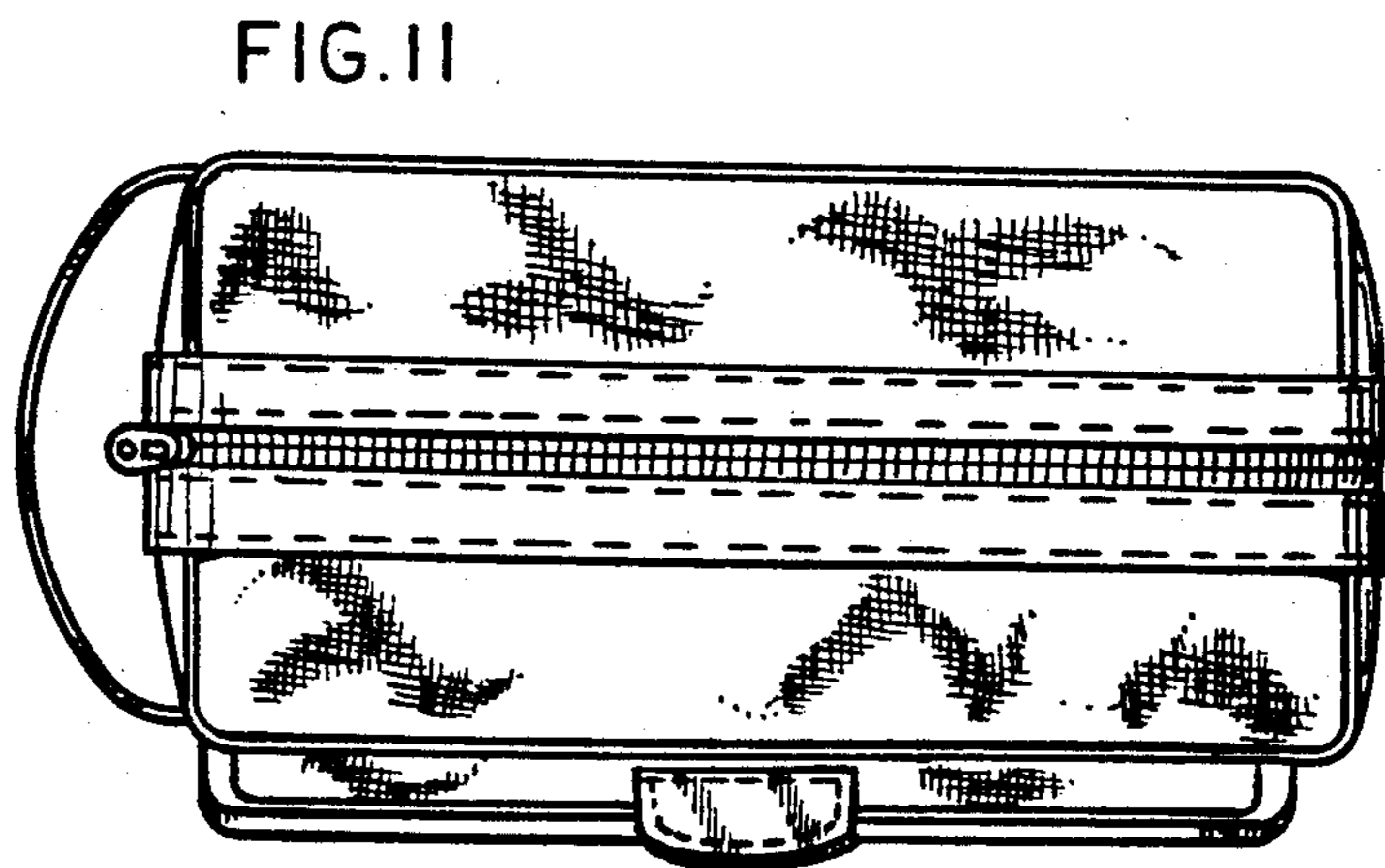
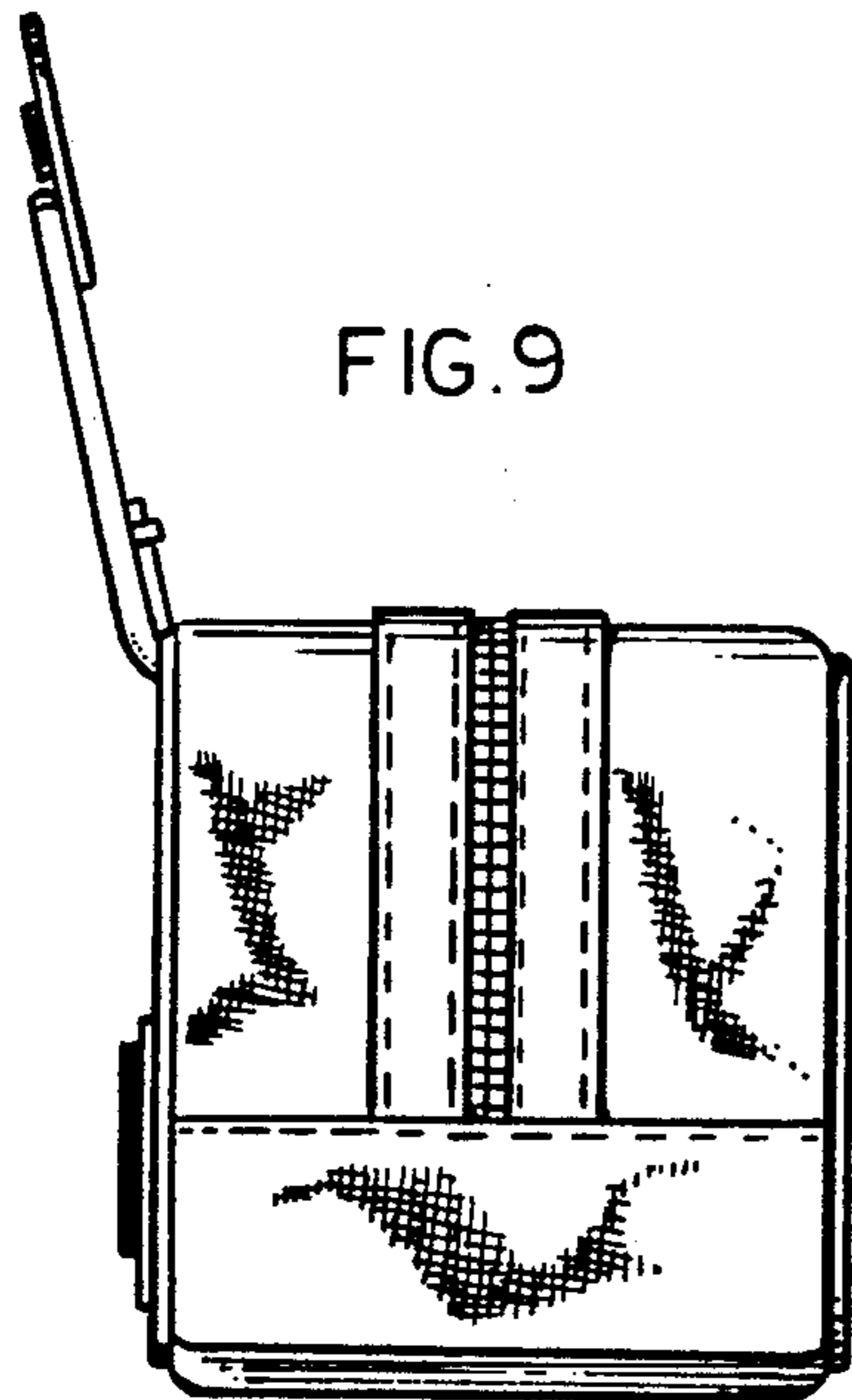
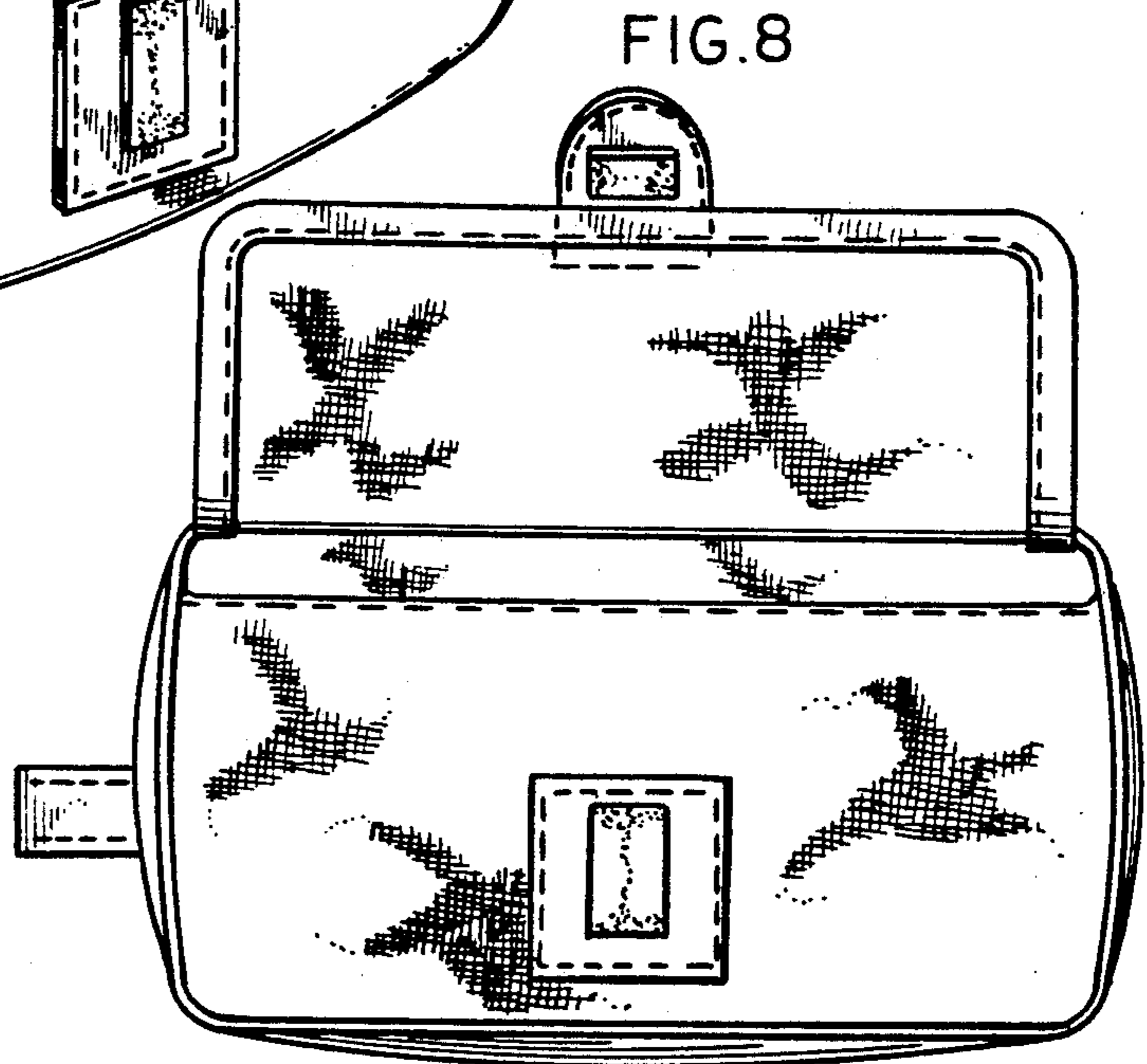



FIG.12




FIG.10

