



US00D325117S

# United States Patent [19]

[11] Patent Number: **Des. 325,117**

**Magdaleno**

[45] Date of Patent: **\*\* Apr. 7, 1992**

[54] **SHOE UPPER**

D. 311,809 11/1990 Jiminez ..... D2/314  
D. 316,475 4/1991 McKinstry ..... D2/312 X  
1,617,430 2/1927 Wolfelt ..... 36/45

[75] Inventor: **Janell E. Magdaleno**, Rosemead, Calif.

*Primary Examiner*—Louis S. Zarfes  
*Attorney, Agent, or Firm*—Don C. Lawrence

[73] Assignee: **L.A. Gear, Inc.**, Los Angeles, Calif.

[\*\*] Term: **14 Years**

[57] **CLAIM**

[21] Appl. No.: **470,112**

The ornamental design for a shoe upper, as shown and described.

[22] Filed: **Jan. 25, 1990**

[52] U.S. Cl. .... **D2/314; D2/312**

**DESCRIPTION**

[58] Field of Search ..... **D2/264, 265, 272, 274-276, D2/308-314, 326; 36/45, 83, 84, 89, 114, 132, 136, 101-106**

FIG. 1 is a right side elevational view of a shoe upper showing my new design. The broken line showing a shoe sole is for environmental purposes only and forms no part of the claimed invention;

[56] **References Cited**

**U.S. PATENT DOCUMENTS**

D. 300,083 3/1989 Tonkel ..... D2/309  
D. 300,181 3/1989 Jiminez ..... D2/314  
D. 303,038 8/1989 Clark ..... D2/314


FIG. 2 is a top plan view thereof;

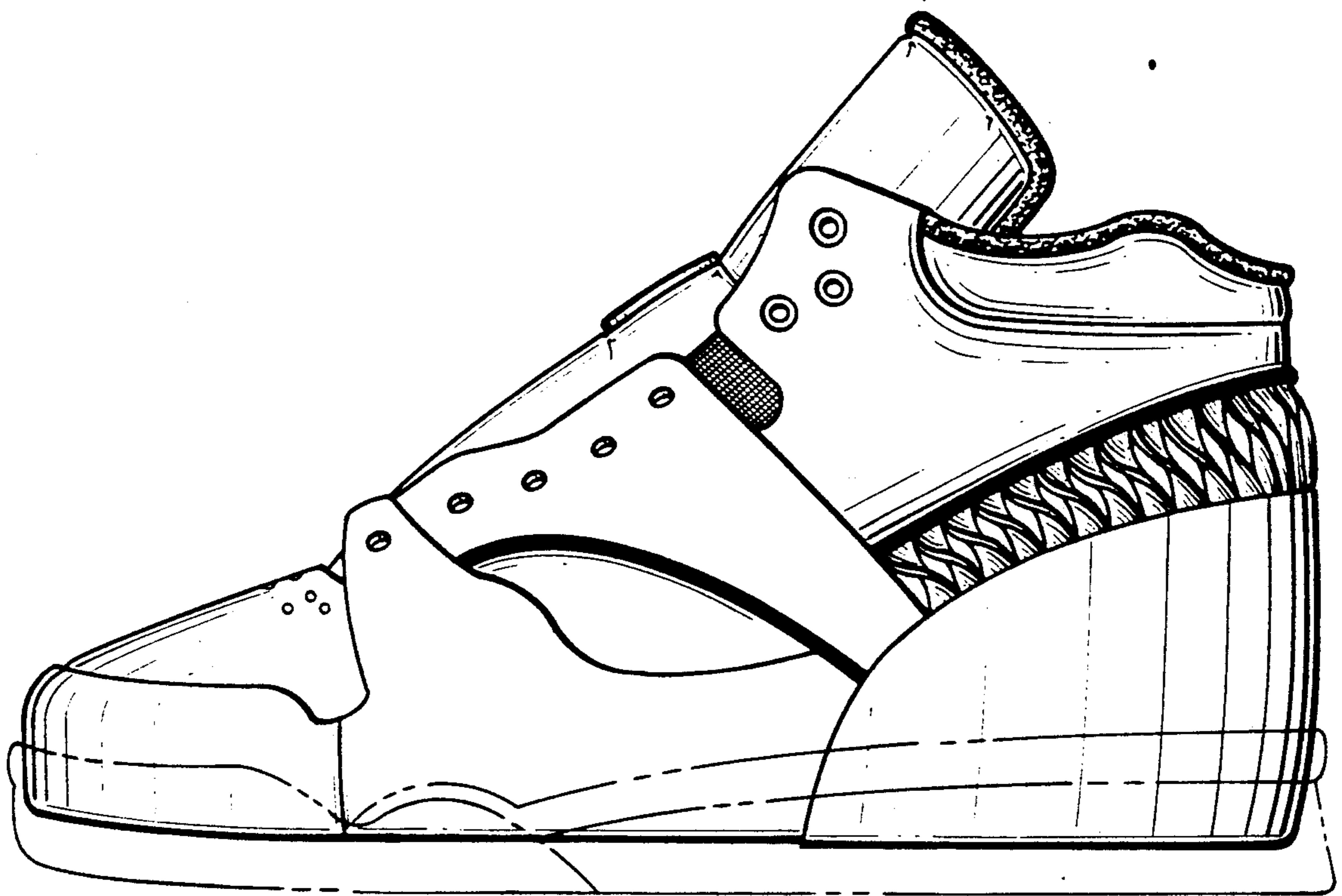
FIG. 3 is a bottom plan view thereof;

FIG. 4 is a left side elevational view thereof;

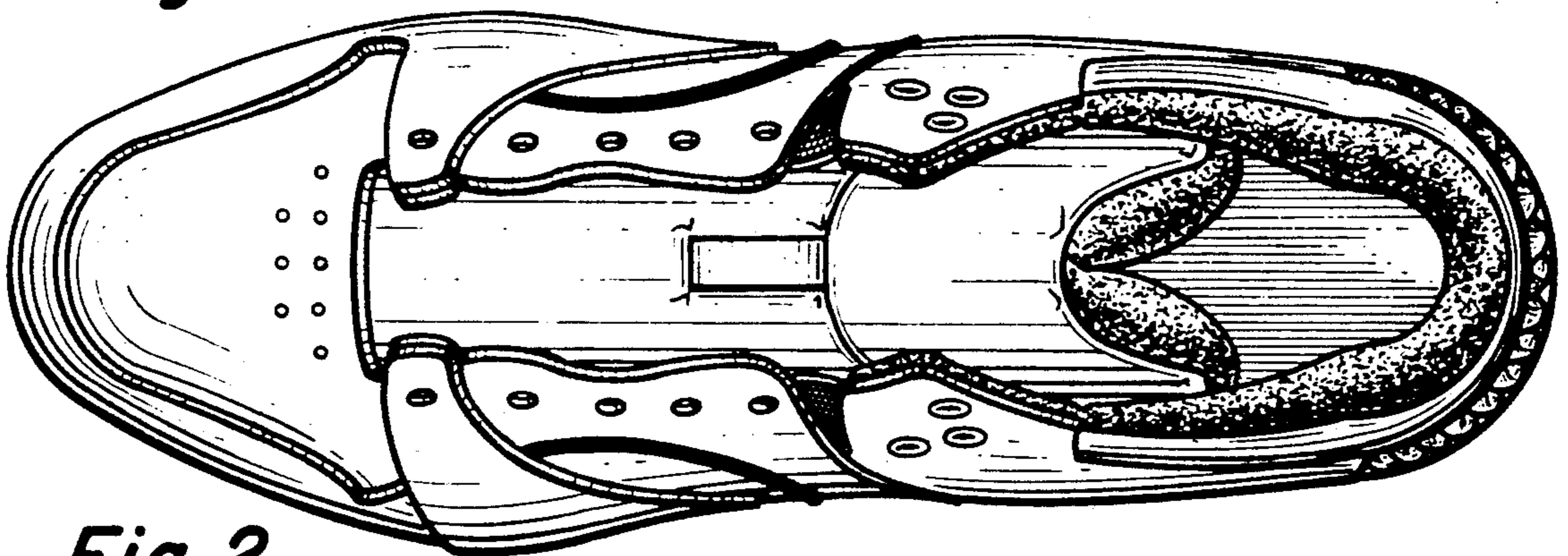
FIG. 5 is a front elevational view thereof; and,

FIG. 6 is a rear elevational view thereof.






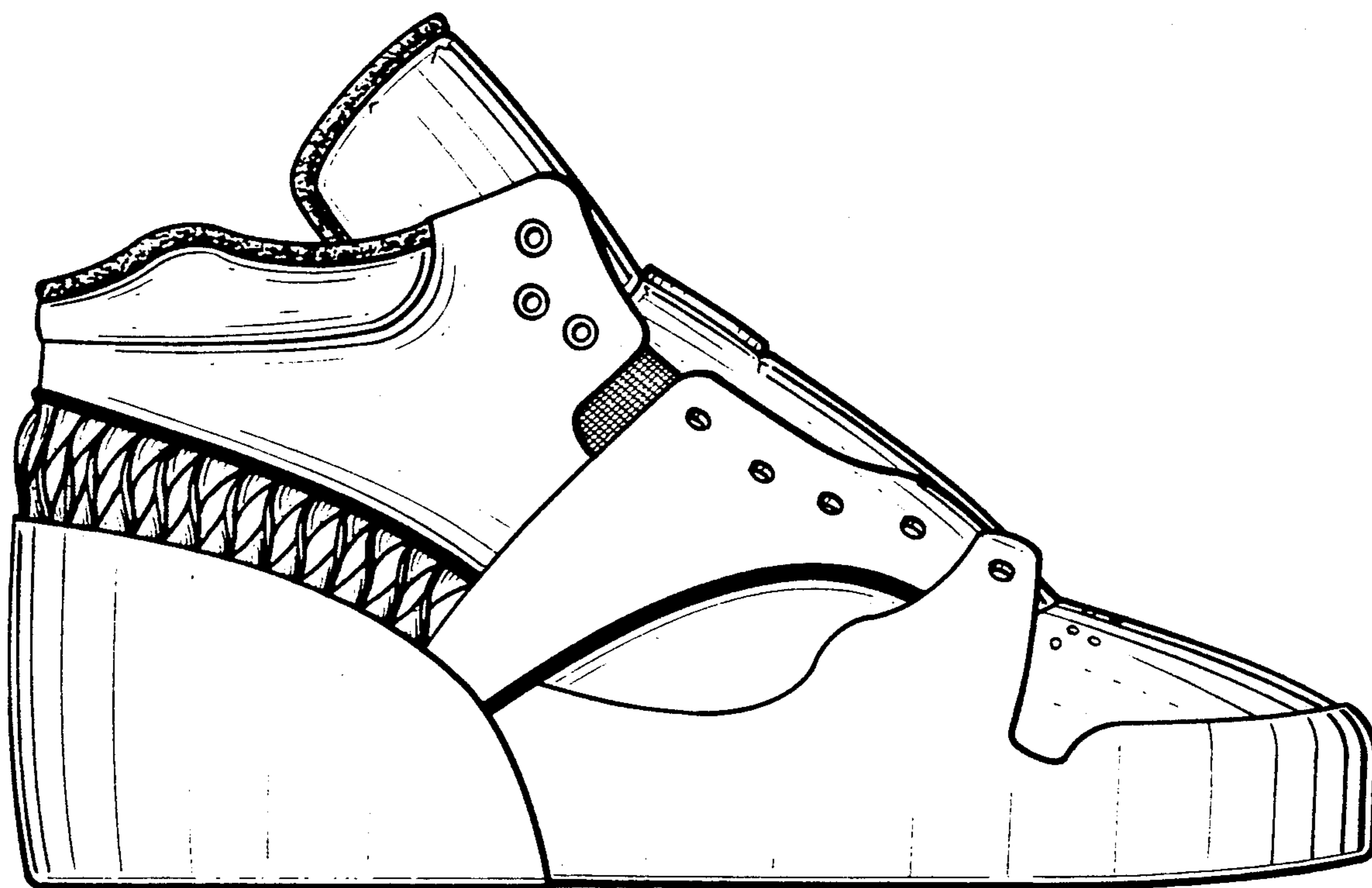
*Fig. 1.*



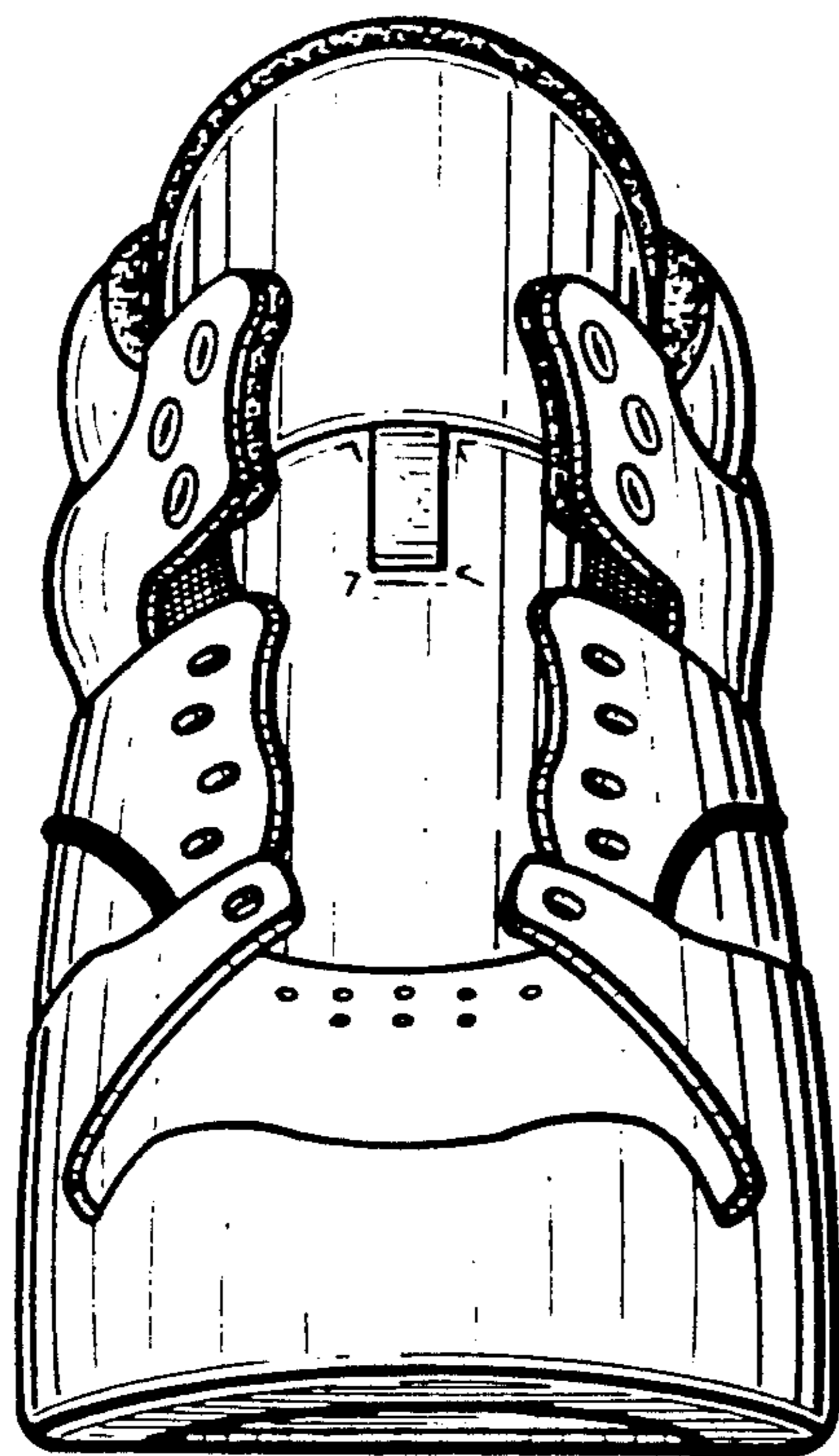
*Fig. 2.*




*Fig. 3.*



*Fig. 4*



*Fig. 5.*



*Fig. 6.*