



US00D325115S

# United States Patent [19]

[11] Patent Number: **Des. 325,115**

Vassar, Sr.

[45] Date of Patent: **\*\* Apr. 7, 1992**

[54] **COMBINATION BIB AND LAP TRAY**

[76] Inventor: **Charles W. Vassar, Sr., 888 Cascade Dr., Newport News, Va. 23602**

[\*\*] Term: **14 Years**

[21] Appl. No.: **547,099**

[22] Filed: **Jul. 2, 1990**

[52] U.S. Cl. .... **D2/229; D2/225; D2/226**

[58] Field of Search ..... **D2/13, 14, 17, 43, 46, D2/179, 180, 214, 225, 226, 227, 228, 229, 610, 611, 613, 614; D24/47; 2/48, 49 R, 49 A, 50-52, 59, 69.5, 75, 114, 126, 174, DIG. 3, DIG. 7**

[56] **References Cited**

**U.S. PATENT DOCUMENTS**

D. 275,827	10/1984	Henry	.....	D2/229
2,265,690	12/1941	Fiedler	.....	2/48
2,436,547	2/1948	Boccieri	.....	D2/229
2,446,689	8/1948	Brode et al.	.....	D2/229
2,469,835	5/1949	McMartin	.....	D2/229

4,114,199	9/1978	Malan	.....	2/49 A
4,445,231	5/1984	Noel	.....	2/49 R
4,649,572	3/1987	Roessler	.....	2/49 R
4,660,226	4/1987	Quilling	.....	2/49 R
4,663,779	5/1987	Bible	.....	2/49 R
4,779,288	10/1988	Mack	.....	2/49 R

*Primary Examiner*—A. Hugo Word  
*Assistant Examiner*—Celia A. Murphy  
*Attorney, Agent, or Firm*—Wallace J. Nelson

[57] **CLAIM**

The ornamental design for a combination bib and lap tray, as shown and described.

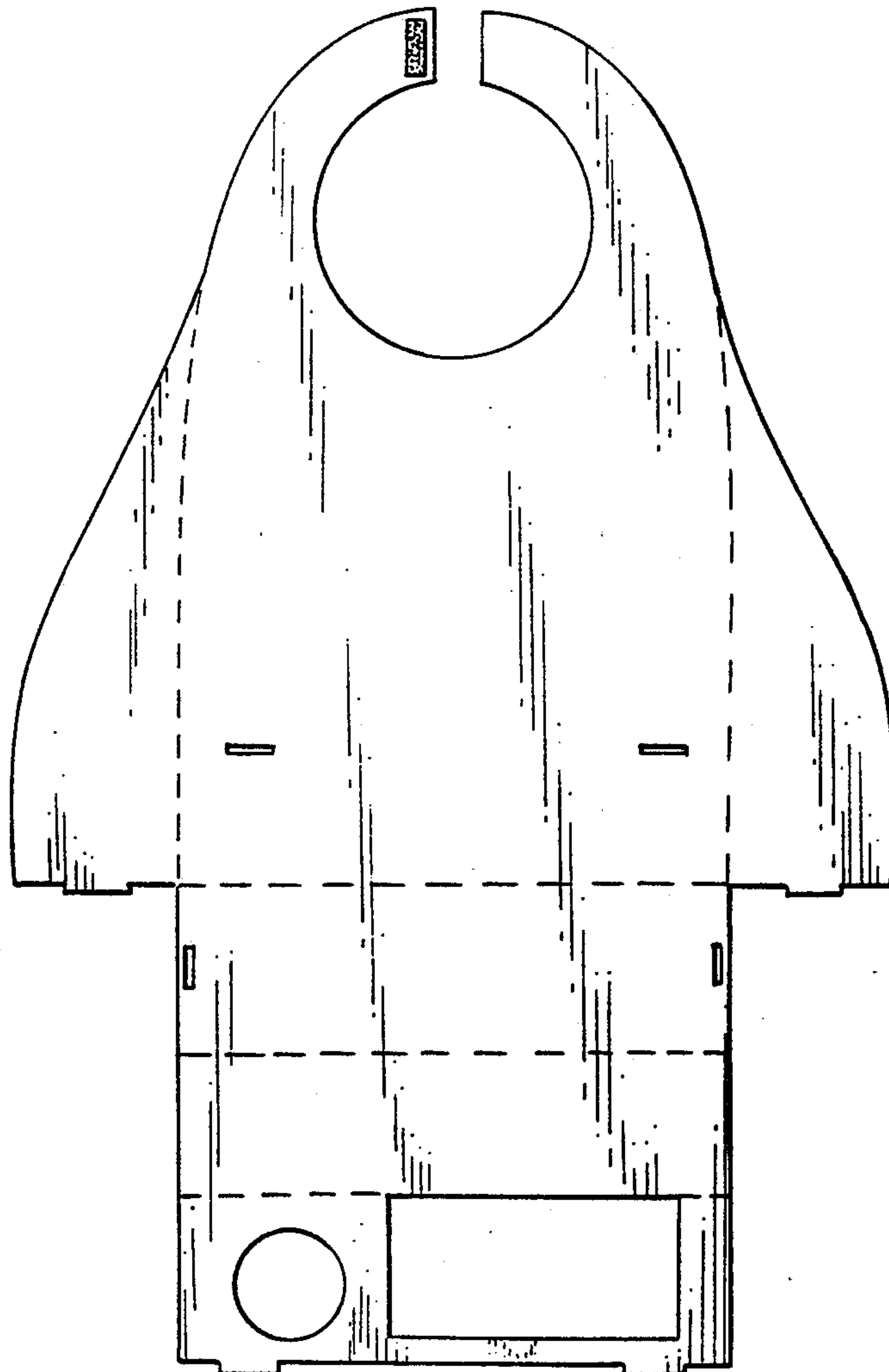
**DESCRIPTION**

FIG. 1 is a front elevational view of a combination bib and lap tray showing my new design, the rear being a mirror image;

FIG. 2 is a front elevational view thereof shown assembled;

FIG. 3 is a rear elevational view of FIG. 2; and, FIG. 4 is a right side elevational view of FIG. 2.

The broken lines in FIG. 1 represent fold lines.



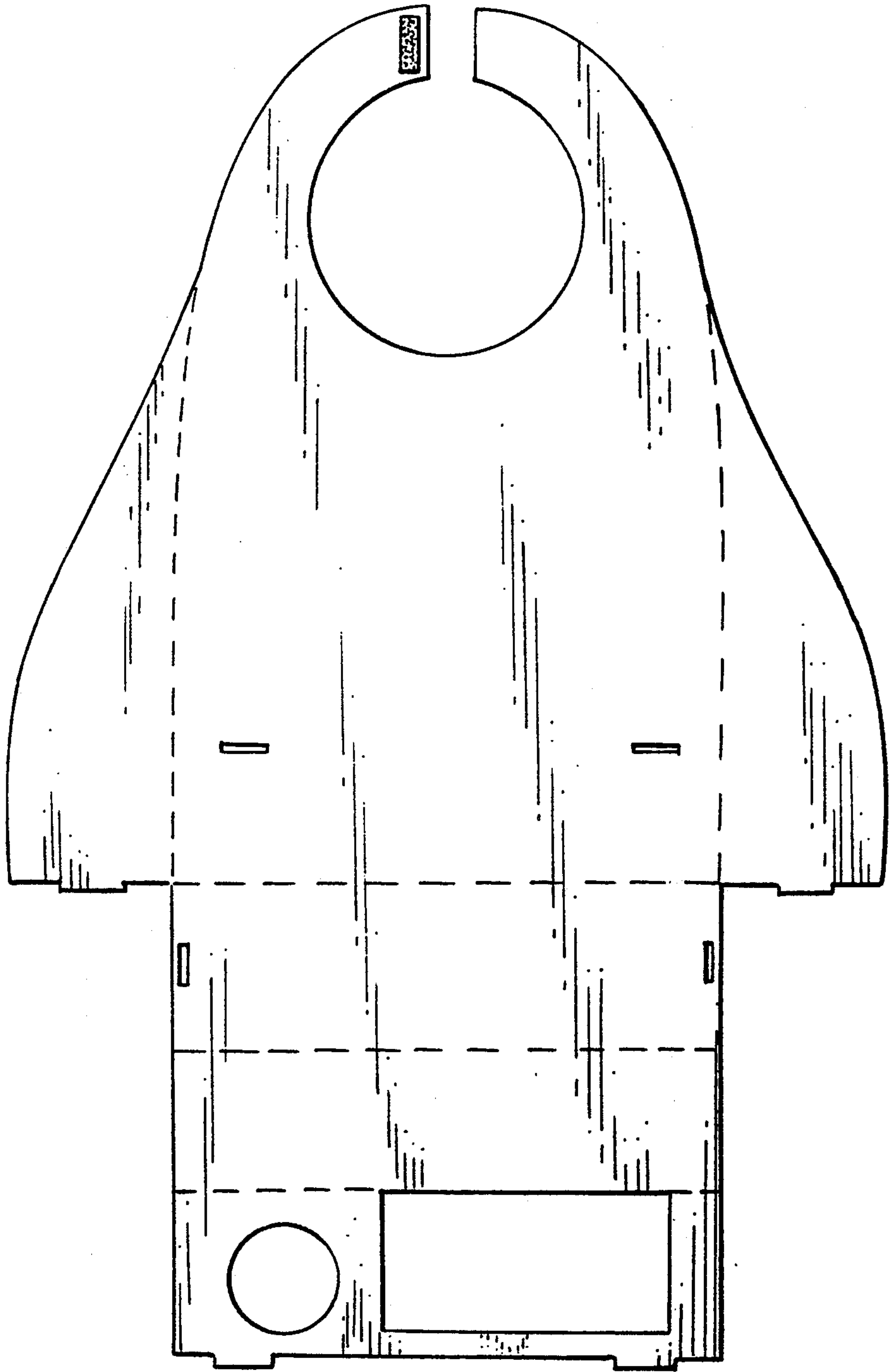


FIG. 1

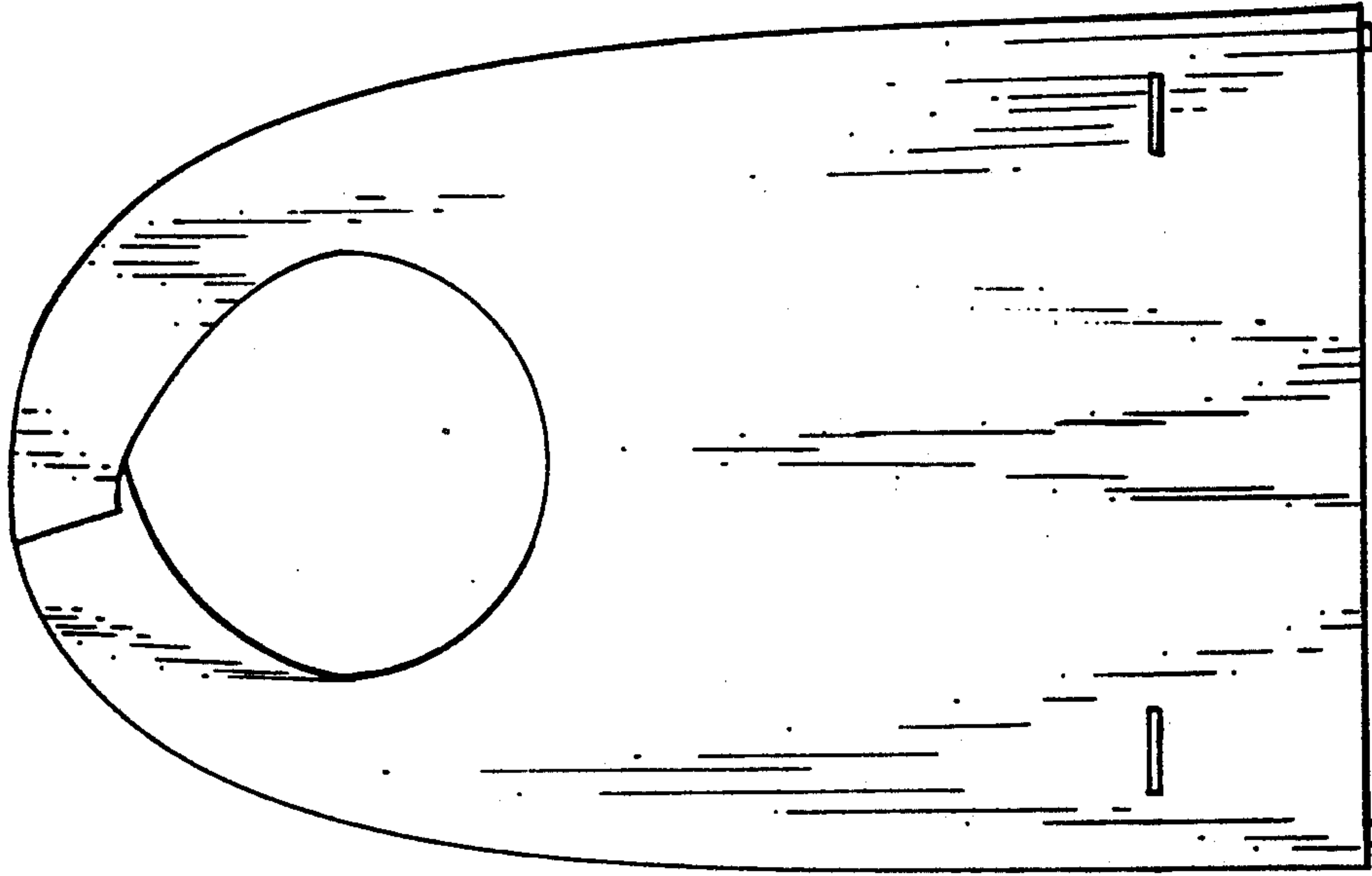


FIG. 3

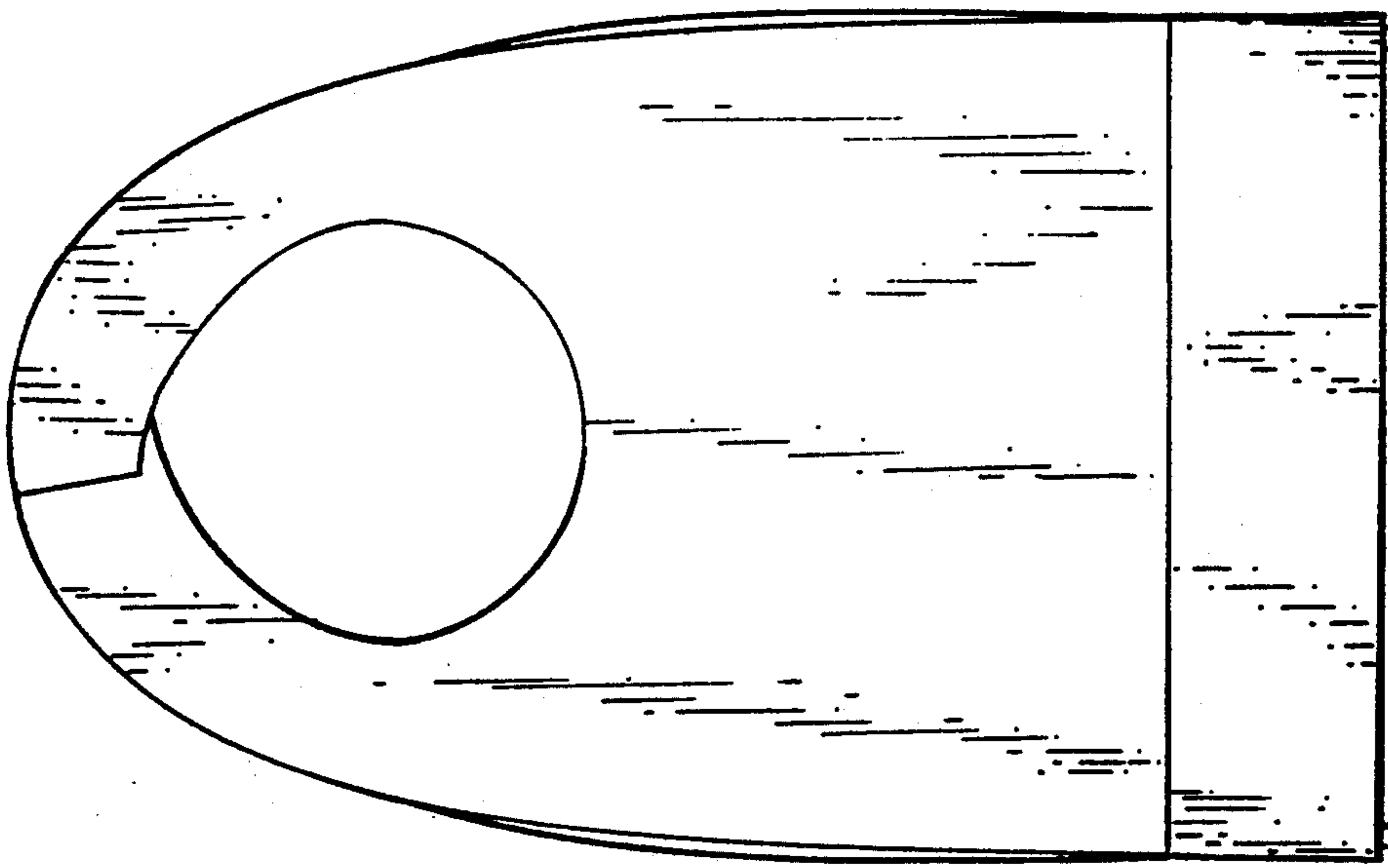


FIG. 2

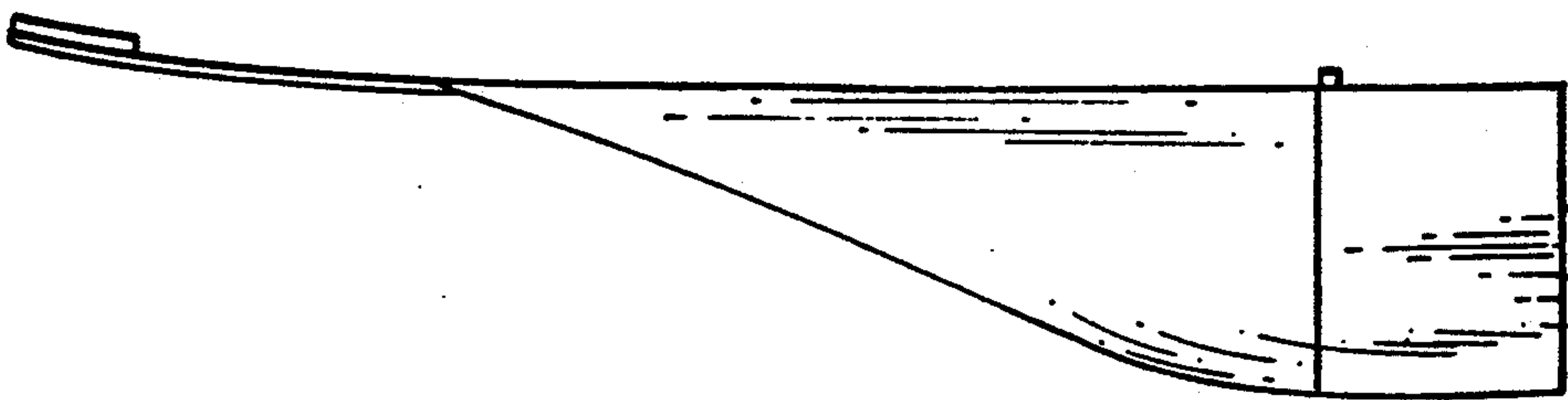


FIG. 4