



US00D325102S

United States Patent [19]

[11] Patent Number: **Des. 325,102**

Ramond

[45] Date of Patent: **** Mar. 31, 1992**

[54] **PORTION OF A DESK LAMP OR THE LIKE**

[56]

References Cited

[75] Inventor: **Marcel Ramond, Paris, France**

U.S. PATENT DOCUMENTS

[73] Assignee: **Mazda Eclairage, Boulogne Billancourt, France**

D. 90,858	10/1933	Rowe	D26/60
D. 176,549	1/1956	Mugnai	D26/65
D. 238,959	2/1976	Kurokawa	D26/62
D. 249,292	9/1978	Ishikawa et al.	D26/62
912,308	2/1909	Grimler	362/413 X
3,307,026	2/1967	Kramer	D26/62 X

[**] Term: **14 Years**

[21] Appl. No.: **593,367**

Primary Examiner—Susan J. Lucas
Attorney, Agent, or Firm—Jack E. Haken

[22] Filed: **Oct. 1, 1990**

Related U.S. Application Data

[57] **CLAIM**

[63] Continuation of Ser. No. 203,771, Jun. 7, 1988, abandoned.

The ornamental design for a portion of a desk lamp or the like, as shown and described.

Foreign Application Priority Data

DESCRIPTION

Dec. 7, 1987 [NL] Netherlands 877308

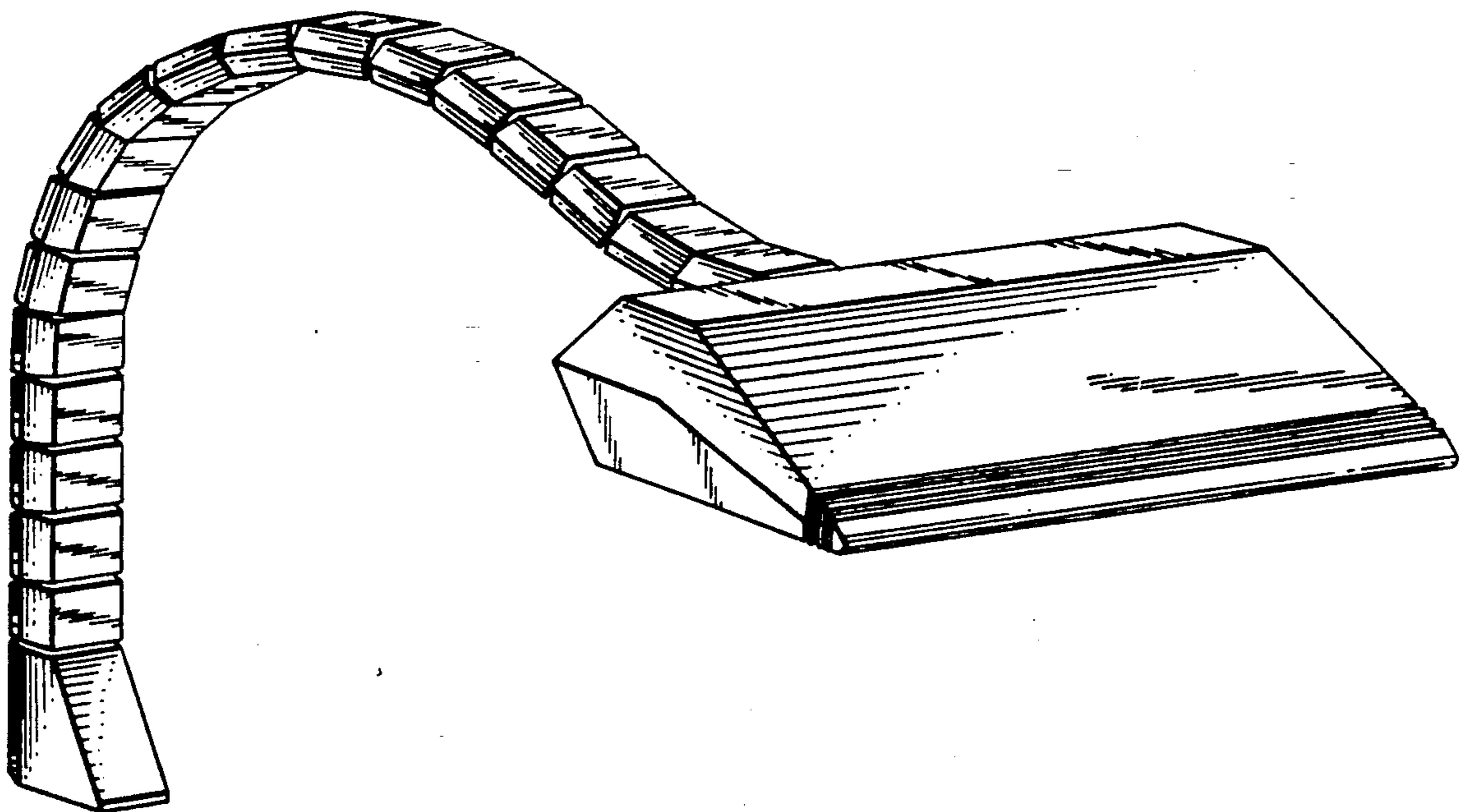
[52] U.S. Cl. **D26/62**

[58] Field of Search D26/60-66,
D26/93; 362/410-414, 269, 275, 285, 418, 419,
427

FIG. 1 is a top, front, left side perspective view of a portion of a desk lamp or the like showing my new design;

FIG. 2 is a left side elevational view thereof, the right side being a mirror image; and,

FIG. 3 is a front elevational view thereof.



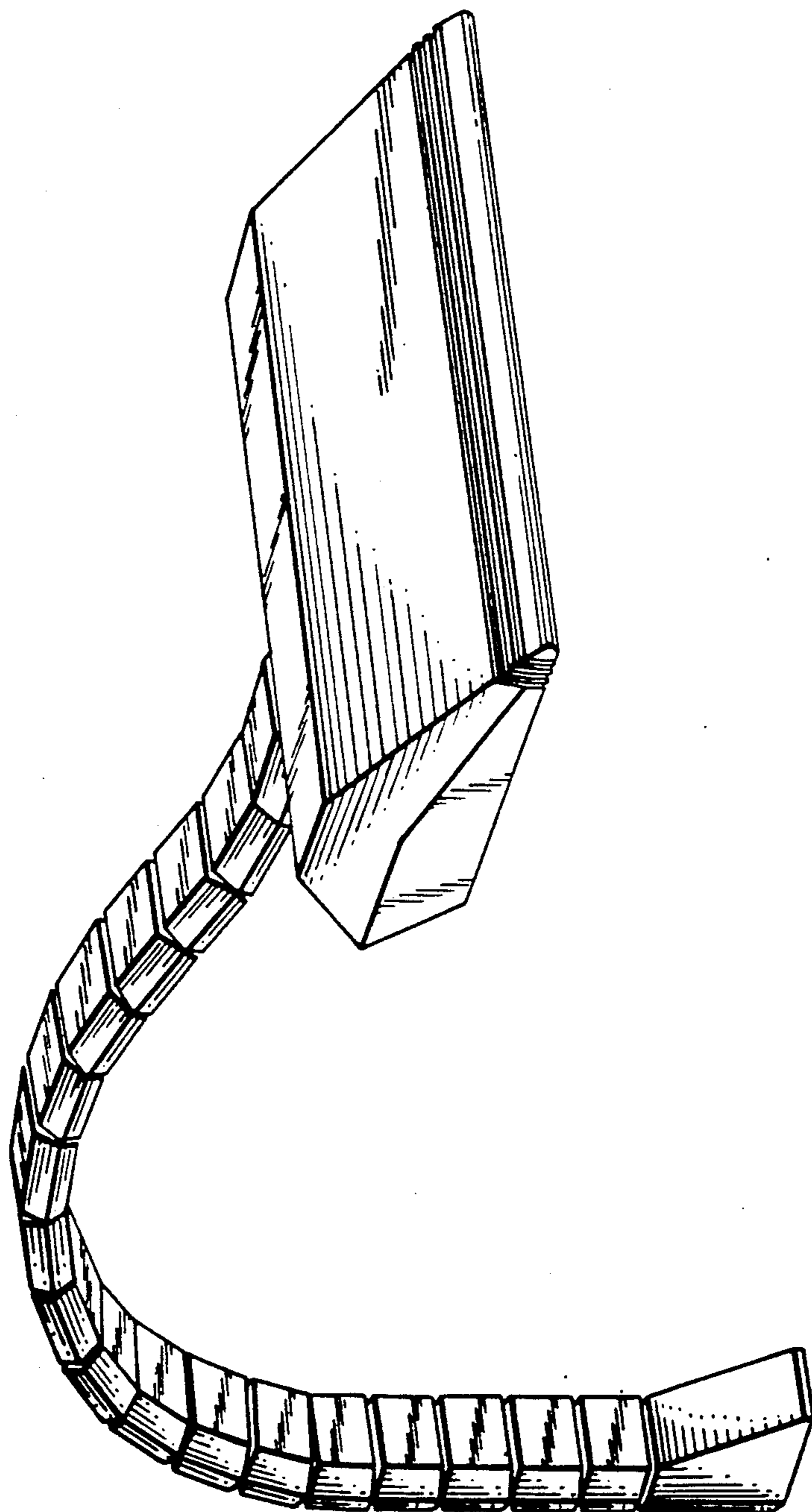


FIG. 1

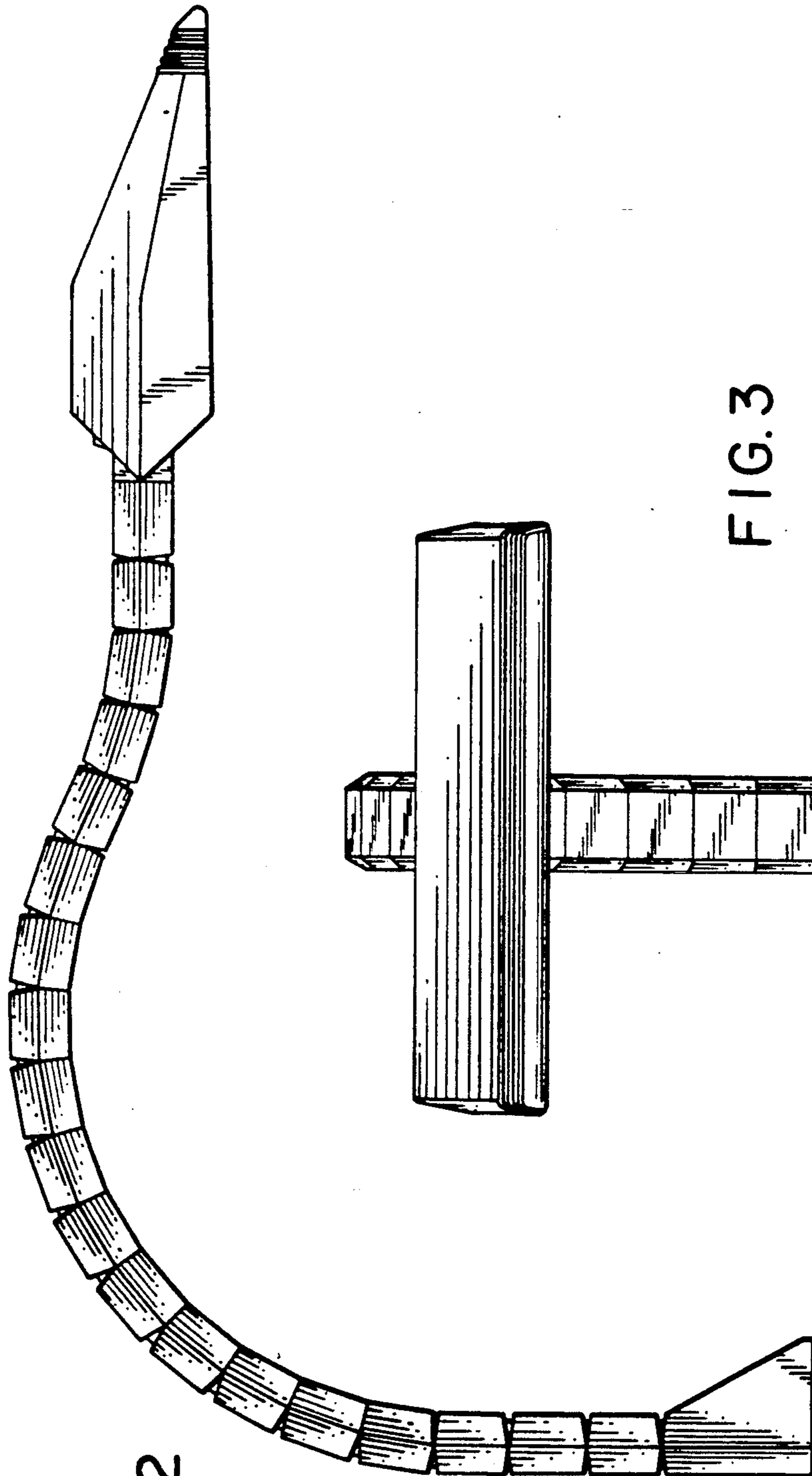


FIG. 2

FIG. 3