



US00D325069S

# United States Patent [19]

[11] Patent Number: Des. 325,069

Gaury

[45] Date of Patent: \*\* Mar. 31, 1992

[54] CHEMICAL TREATING BLOCK FOR A TOILET TANK

[56] References Cited

[75] Inventor: Joël Gaury, Luisant, France

### U.S. PATENT DOCUMENTS

[73] Assignee: Reckitt & Colman SA, Massy Cedex, France

- D. 239,807 5/1976 Nelson ..... D6/589
- D. 260,281 8/1981 Rist ..... D6/601
- D. 287,384 12/1986 Sato ..... D21/157
- D. 311,265 10/1990 Mendenhall ..... D1/111

[\*\*] Term: 14 Years

### FOREIGN PATENT DOCUMENTS

- 3504825 8/1986 Fed. Rep. of Germany ..... 252/174
- 286862 3/1928 United Kingdom ..... 4/222
- 807818 1/1959 United Kingdom ..... 252/174

[21] Appl. No.: 433,720

*Primary Examiner*—Bernard Ansher  
*Assistant Examiner*—C. Tuttle  
*Attorney, Agent, or Firm*—Frederick H. Rabin

[22] Filed: Nov. 9, 1989

[57] CLAIM

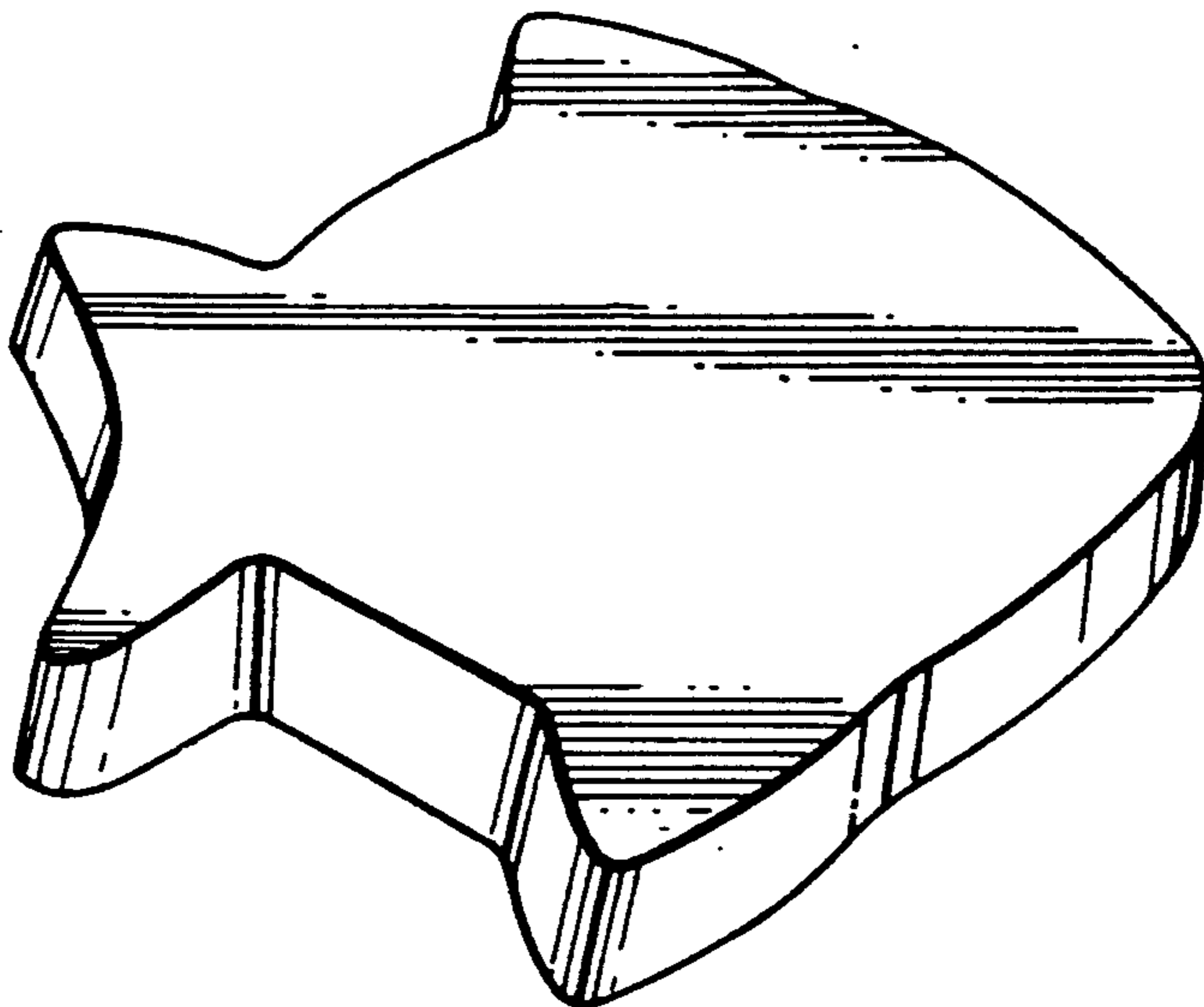
The ornamental design for a chemical treating block for a toilet tank, as shown and described.

[30] Foreign Application Priority Data

- Aug. 3, 1989 [GB] United Kingdom ..... 2000137
- [52] U.S. Cl. .... D23/207; D21/157; D28/8.2
- [58] Field of Search ..... D28/8.2, 63; D32/40-43; D24/100-103; D21/154, 157; D22/133; 4/222, 227, 228, DIG. 10; D23/367; 252/174, DIG. 16; 422/263, 264; 424/76.2

### DESCRIPTION

FIG. 1 is a perspective view of a chemical treating block for a toilet tank showing my new design; FIG. 2 is a plan view thereof, the side opposite being a mirror image of the side shown; and, FIG. 3 is an elevational view seen from the top of FIG. 2.



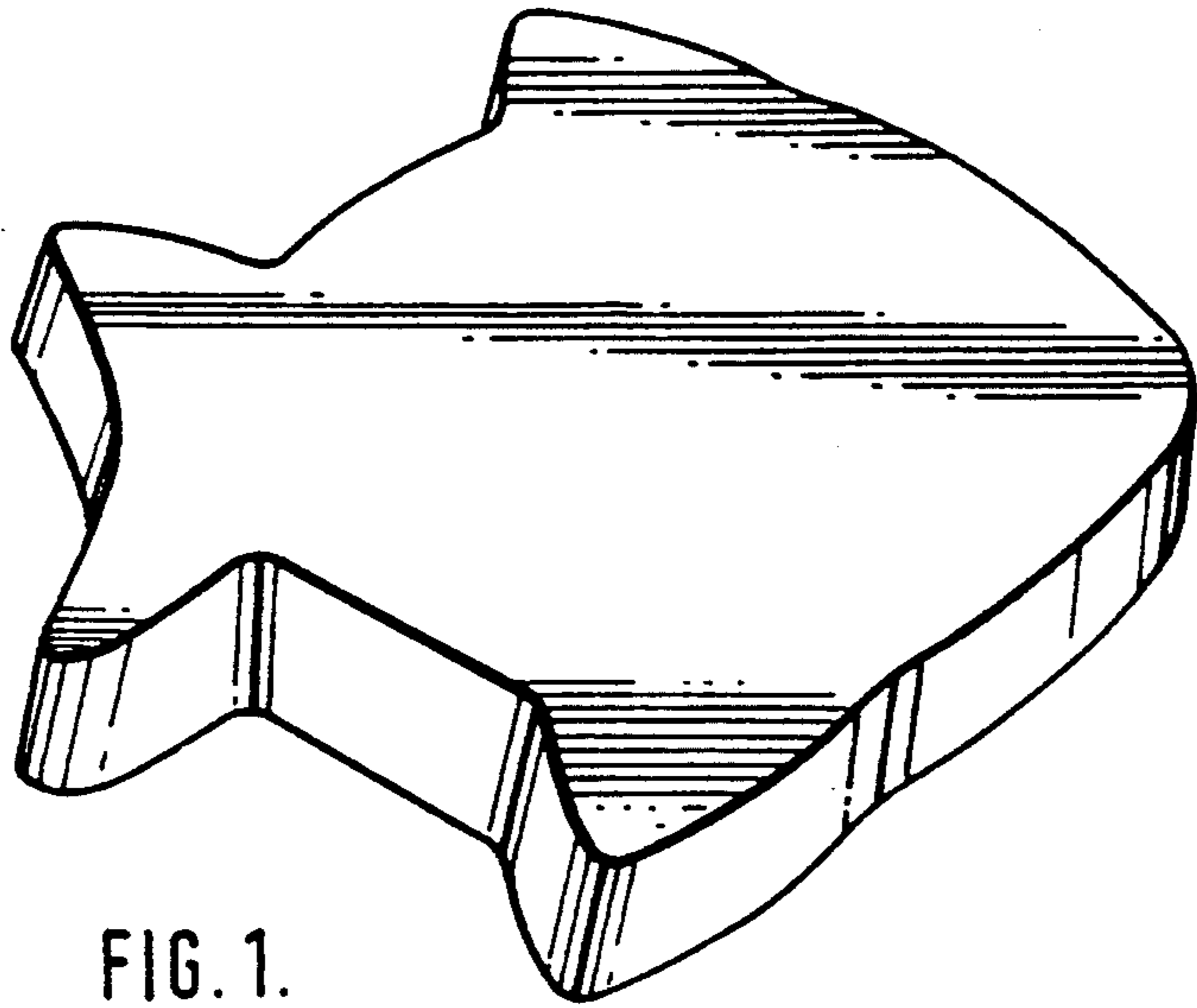


FIG. 1.

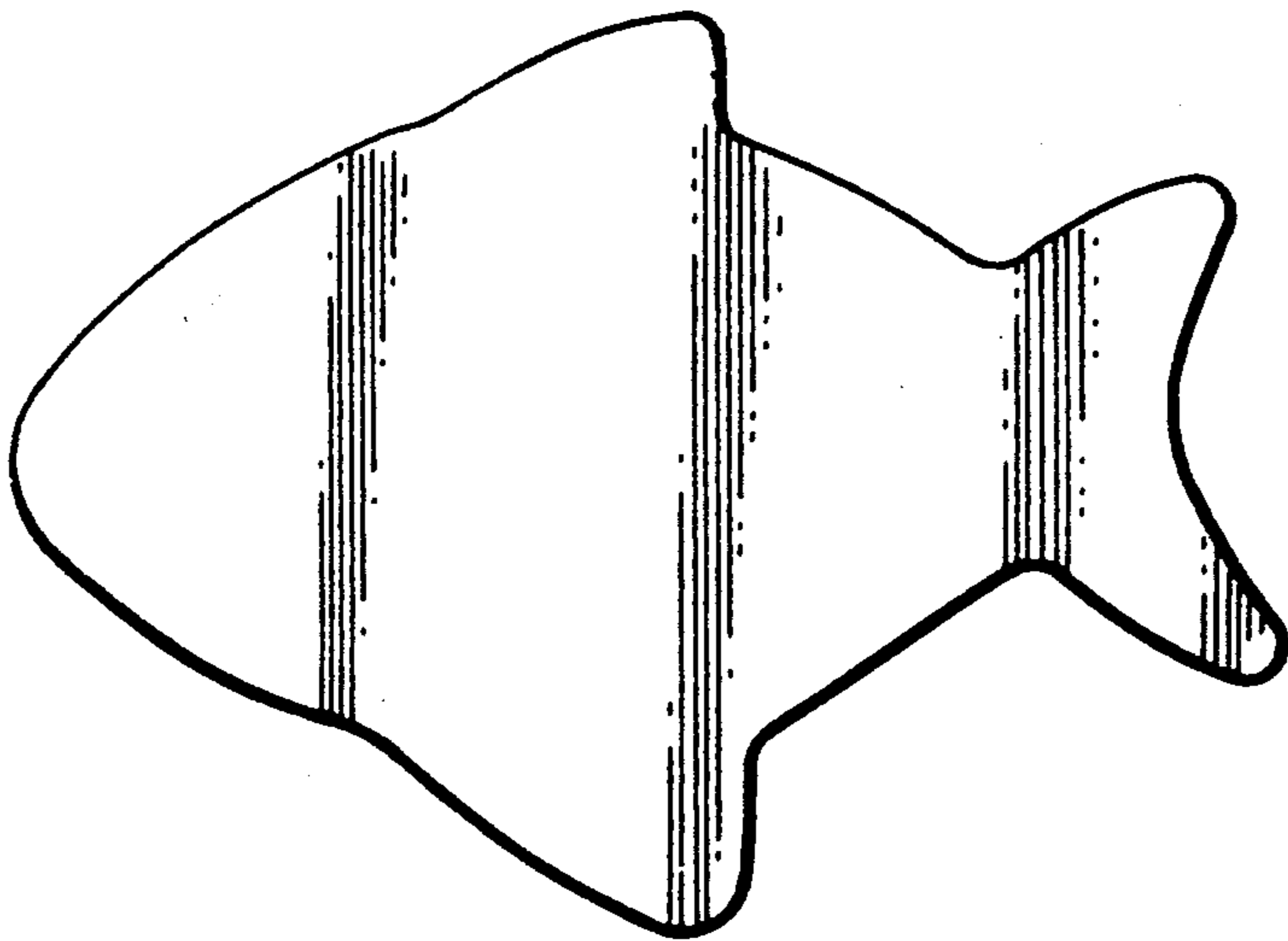


FIG. 2.

FIG. 3.

